

# PLUG in SC

## PAVEMENT MARKINGS AND PARKING SIGNAGE QUICK GUIDE

**This guide should help to implement recommendations made in the PLUGinSC plan, formed by the Palmetto Clean Fuels (PCF) Coalition.**

Any signs posted in a public right of way must be supported by local ordinances that specify any time limits, penalties, and definitions. Any signs posted in the public right of way must meet MUTCD requirements, as well as other relevant local specifications, such as height requirements. Private parking areas that are not open to the public are not required to meet MUTCD signage requirements. However, organizations that provide charging in private areas may find that consistency with the standards helps all drivers understand and recognize charging station signage. If the designated space is contained within a parking structure or garage, PCF recommends external signage to indicate specific locations of charging spaces.

### SIGNAGE SPECIFICATIONS




The “Electric Vehicle Charging Symbol” (D9-11b) should be mounted above the regulatory sign, and be 12” x 12” to match the width.



Posted in a visible location around the parking space, the “No Parking Except Electric Vehicles” (R7-111) regulatory sign should be 12” wide x 18” tall.”

### COLOR REFERENCE


Green  
PANTONE 7731 C



Turquoise  
PANTONE 7700 C



Opaque White

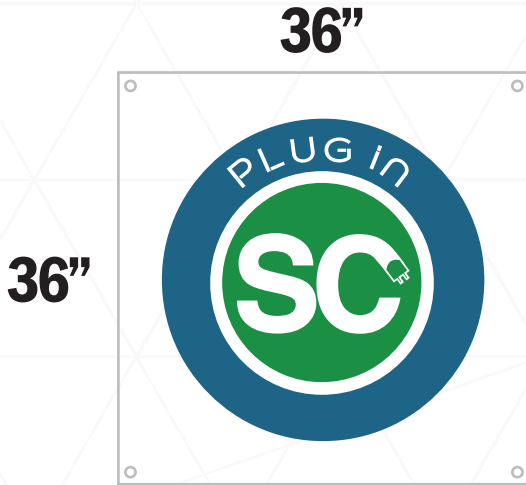


# PAVEMENT MARKINGS

PCF recommends that EV charging stalls be outlined with green pavement markings of 4" to 6" wide stripes.

4" to 6" wide

Green  
PANTONE 7731 C



## PLUG In SC LOGO STENCIL

PCF has created a pavement stencil for local governments, state agencies, utilities, businesses, and other organizations that house EV charging stations to use when marking their EV parking spaces. This stencil is available on loan from PCF as needed.

To request this stencil, contact [PalmettoCleanFuels@ors.sc.gov](mailto:PalmettoCleanFuels@ors.sc.gov).

<b>Step 1</b> Apply Layer 1 stencil and paint turquoise base.	<b>Step 2</b> Apply Layer 2 stencil and paint green insert.	<b>Step 3</b> Apply Layer 3 stencil and paint white details.
A 36" x 36" square stencil with a large dark blue circle in the center. A color swatch for Turquoise (PANTONE 7700 C) is shown at the bottom right.	A 36" x 36" square stencil with a smaller green circle in the center. A color swatch for Green (PANTONE 7731 C) is shown at the bottom right.	A 36" x 36" square stencil with the PLUG In SC logo outline. A color swatch for Opaque White is shown at the bottom right.

## SIGNAGE ORDERING INFORMATION

Please contact the South Carolina Energy Office to obtain the "Electric Vehicle Charging Symbol" and the "No Parking Except Electric Vehicles" regulatory signs.

[PalmettoCleanFuels@ors.sc.gov](mailto:PalmettoCleanFuels@ors.sc.gov)

(803) 737-0989

