



Heather Shirley Smith  
Deputy General Counsel

Duke Energy  
40 W. Broad Street  
Suite 690  
Greenville, SC 29601

o: 864.370.5045  
f: 864.370.5183

heather.smith@duke-energy.com

September 4, 2019

**VIA ELECTRONIC FILING (Public Version) and**  
**VIA HAND DELIVERY (Confidential Version)**

The Honorable Jocelyn G. Boyd  
Chief Clerk/Administrator  
The Public Service Commission of South Carolina  
101 Executive Center Drive, Suite 100  
Columbia, South Carolina 29210

**Re: South Carolina Energy Freedom Act (House Bill 3659) Proceeding Related to  
S.C. Code Ann. Section 58-37-40 and Integrated Resource Plans  
Docket No. 2019-225-E (Duke Energy Progress, LLC)**

Dear Mrs. Boyd:

Pursuant to S.C. Code § 58-37-40, enclosed for filing is Duke Energy Progress, LLC's ("DEP" or "Company") 2019 Integrated Resource Plan Update ("2019 DEP IRP Update").

Due to the commercial sensitivity and proprietary nature of certain information being filed in support of this 2019 DEP IRP Update, DEP respectfully requests that the Commission find that pursuant to S.C. Code Ann. § 30-4-40(a), Confidential Table 2 located on Page 113 is exempt from disclosure under the Freedom of Information Act, S.C. Code Ann. § 30-4-10 et seq. and 10 S.C. Code Ann. Regs. § 103-804(S)(2). The information contained in Table 2 located on Page 113 reflects DEP's anticipated future costs to procure additional energy and/or capacity. The wholesale electricity market is extremely competitive, and in order for the Company to obtain the most cost-effective energy and capacity to meet the needs of its customers, it must protect from public disclosure its projected and actual cost to procure such energy, capacity, or both. In addition, if this information was publicly available, potential suppliers would know the price against which they must bid, and rather than bidding the lowest price possible, they could simply bid a price low enough to beat the Company's projections to the detriment of customers. DEP also notes that additional information is required by the North Carolina Utilities Commission for the 2019 DEP IRP Update as found in Exhibit A (pages 115 through 122), which includes information associated with the Renewable Energy Portfolio Standard in North Carolina. Exhibit A lists all of DEP's renewable energy credit ("REC") contracts, including counterparty and estimated RECs. This information needs to be kept confidential as it affects current negotiations on REC contracts.

The Honorable Jocelyn G. Boyd

September 4, 2019

Page 2

Public disclosure of this information would harm DEP's ability to negotiate and procure cost-effective purchases and discourage potential bidders from participating in requests for proposals.

Accordingly, the Company is filing the confidential version of the 2019 DEP IRP Update which includes Confidential Table 2 on Page 113 and Confidential Exhibit A (pages 115-122) under seal and respectfully requests that the Commission maintain this information as confidential pursuant to Commission Order No. 2005-226.

In addition to the 2019 DEP IRP Update being electronically filed with the Commission, we are also hand-delivering copies of the 2019 DEP IRP Update containing the Confidential information to the Commission and the Office of Regulatory Staff ("ORS") as well as hand-delivering a public version to the State Energy Office.

Please do not hesitate to contact me if you have any questions or require any further information.

Sincerely,



Heather Shirley Smith

Enclosure

C: Parties of Record  
S.C. State Energy Office



# DUKE ENERGY PROGRESS INTEGRATED RESOURCE PLAN UPDATE REPORT



# 2019

# PUBLIC

**DEP 2019 IRP CONTENTS:**

---

<b>ABBREVIATIONS .....</b>	<b>3</b>
<b>1. INTRODUCTION .....</b>	<b>7</b>
<b>2. 2019 IRP SUMMARY .....</b>	<b>8</b>
<b>3. IRP PROCESS OVERVIEW .....</b>	<b>11</b>
<b>4. SIGNIFICANT CHANGES SINCE 2018 IRP .....</b>	<b>14</b>
<b>5. LOAD FORECAST .....</b>	<b>26</b>
<b>6. RENEWABLE ENERGY AND ENERGY STORAGE .....</b>	<b>40</b>
<b>7. INTEGRATED SYSTEM &amp; OPERATIONS PLANNING (ISOP) .....</b>	<b>52</b>
<b>8. WESTERN CAROLINAS MODERNIZATION PROJECT (WCMP) .....</b>	<b>55</b>
<b>9. DEVELOPMENT OF THE RESOURCE PLAN .....</b>	<b>58</b>
<b>10. DEP FIRST RESOURCE NEED .....</b>	<b>75</b>
<b>11. SHORT-TERM ACTION PLAN .....</b>	<b>77</b>
<b>12. CONCLUSIONS.....</b>	<b>83</b>
<b>13. DUKE ENERGY PROGRESS OWNED GENERATION .....</b>	<b>85</b>
<b>14. WHOLESALE.....</b>	<b>93</b>
<b>15. FUEL COMMODITY PRICES .....</b>	<b>96</b>
<b>16. CROSS-REFERENCE TABLES .....</b>	<b>97</b>
<b>ATTACHMENT I: NC REPS COMPLIANCE PLAN.....</b>	<b>99</b>
<b>ATTACHMENT II: COMPETITIVE PROCUREMENT OF RENEWABLE ENERGY .....</b>	<b>132</b>

<b>ABBREVIATIONS:</b>	
<b>AC</b>	Alternating Current
<b>ACE</b>	Affordable Clean Energy
<b>ADP</b>	Advanced Distribution Planning
<b>AEO</b>	Annual Energy Outlook
<b>BCFD</b>	Billion Cubic Feet Per Day
<b>CAIR</b>	Clean Air Interstate Rule
<b>CAMA</b>	North Carolina Coal Ash Management Act of 2014
<b>CAMR</b>	Clean Air Mercury Rule
<b>CAPP</b>	Central Appalachian Coal
<b>CC</b>	Combined Cycle
<b>CCR</b>	Coal Combustion Residuals Rule
<b>CCS</b>	Carbon Capture and Sequestration
<b>CEPCPN</b>	Certificate of Environmental Compatibility and Public Convenience and Necessity (SC)
<b>CEP</b>	Comprehensive Energy Planning
<b>CFL</b>	Compact Fluorescent Light bulbs
<b>CO<sub>2</sub></b>	Carbon Dioxide
<b>COD</b>	Commercial Operation Date
<b>COL</b>	Combined Construction and Operating License
<b>COWICS</b>	Carolinas Offshore Wind Integration Case Study
<b>CPCN</b>	Certificate of Public Convenience and Necessity (NC)
<b>CPRE</b>	Competitive Procurement of Renewable Energy
<b>CSAPR</b>	Cross State Air Pollution Rule
<b>CT</b>	Combustion Turbine
<b>DC</b>	Direct Current
<b>DCA</b>	Design Certification Application
<b>DEC</b>	Duke Energy Carolinas
<b>DEF</b>	Duke Energy Florida
<b>DEI</b>	Duke Energy Indiana
<b>DEK</b>	Duke Energy Kentucky
<b>DEP</b>	Duke Energy Progress
<b>DER</b>	Distributed Energy Resource
<b>DESC</b>	Dominion Energy South Carolina, Inc.
<b>DIY</b>	Do It Yourself
<b>DOE</b>	Department of Energy
<b>DOJ</b>	Department of Justice
<b>DSM</b>	Demand-Side Management
<b>EE</b>	Energy Efficiency
<b>EIA</b>	Energy Information Administration
<b>EPA</b>	Environmental Protection Agency
<b>EPC</b>	Engineering, Procurement, and Construction Contractors
<b>EPRI</b>	Electric Power Research Institute
<b>EVs</b>	Electric Vehicles
<b>FERC</b>	Federal Energy Regulatory Commission

<b>ABBREVIATIONS:</b>	
<b>FGD</b>	Flue Gas Desulfurization
<b>FLG</b>	Federal Loan Guarantee
<b>FPS</b>	Feet Per Second
<b>GALL-SLR</b>	Generic Aging Lessons Learned for Subsequent License Renewal
<b>GHG</b>	Greenhouse Gas
<b>GWh</b>	Gigawatt-hour
<b>HRSG</b>	Heat Recovery Steam Generator
<b>HVAC</b>	Heating, Ventilation and Air Conditioning
<b>IA</b>	Interconnection Agreement
<b>IGCC</b>	Integrated Gasification Combined Cycle
<b>ILB</b>	Illinois Basin
<b>ILR</b>	Inverter Load Ratios
<b>IRP</b>	Integrated Resource Plan
<b>IS</b>	Interruptible Service
<b>ISOP</b>	Integrated Systems and Operations Planning
<b>IT</b>	Information Technologies
<b>ITC</b>	Federal Investment Tax Credit
<b>IVVC</b>	Integrated Volt-Var Control
<b>JDA</b>	Joint Dispatch Agreement
<b>kW</b>	Kilowatt
<b>kWh</b>	Kilowatt-hour
<b>LCR Table</b>	Load, Capacity, and Reserves Table
<b>LED</b>	Light Emitting Diodes
<b>LEED</b>	Leadership in Energy and Environmental Design
<b>LEO</b>	Legally Enforceable Obligation
<b>LFE</b>	Load Forecast Error
<b>LNG</b>	Liquefied Natural Gas
<b>LOLE</b>	Loss of Load Expectation
<b>M&amp;V</b>	Measurement and Verification
<b>MACT</b>	Maximum Achievable Control Technology
<b>MATS</b>	Mercury and Air Toxics Standard
<b>MGD</b>	Million Gallons Per Day
<b>MW</b>	Megawatt
<b>MWh</b>	Megawatt-hour
<b>NAAQS</b>	National Ambient Air Quality Standards
<b>NAP</b>	Northern Appalachian Coal
<b>NAPP</b>	Northern Appalachian Coal
<b>NC</b>	North Carolina
<b>NC HB 589</b>	North Carolina House Bill 589
<b>NC REPS</b>	North Carolina Renewable Energy and Energy Efficiency Portfolio Standard
<b>NCCSA</b>	North Carolina Clean Smokestacks Act
<b>NCDAQ</b>	North Carolina Division of Air Quality
<b>NCEMC</b>	North Carolina Electric Membership Corporation

<b>ABBREVIATIONS:</b>	
<b>NCMPA1</b>	North Carolina Municipal Power Agency #1
<b>NCTPC</b>	NC Transmission Planning Collaborative
<b>NCUC</b>	North Carolina Utilities Commission
<b>NEMS</b>	National Energy Modeling Systems
<b>NERC</b>	North American Electric Reliability Corporation
<b>NES</b>	Neighborhood Energy Saver
<b>NESHAP</b>	National Emission Standards for Hazardous Air Pollutants
<b>NO<sub>x</sub></b>	Nitrogen Oxide
<b>NPDES</b>	National Pollutant Discharge Elimination System
<b>NRC</b>	Nuclear Regulatory Commission
<b>NSPS</b>	New Source Performance Standard
<b>NUG</b>	Non-Utility Generator
<b>NUREG</b>	Nuclear Regulatory Commission Regulation
<b>NYMEX</b>	New York Mercantile Exchange
<b>O&amp;M</b>	Operating and Maintenance
<b>OATT</b>	Open Access Transmission Tariff
<b>PD</b>	Power Delivery
<b>PEV</b>	Plug-In Electric Vehicles
<b>PJM</b>	PMJ Interconnection, LLC
<b>PMPA</b>	Piedmont Municipal Power Agency
<b>PPA</b>	Purchase Power Agreement
<b>PPB</b>	Parts Per Billion
<b>PROSYM</b>	Production Cost Model
<b>PSCSC</b>	Public Service Commission of South Carolina
<b>PSD</b>	Prevention of Significant Deterioration
<b>PURPA</b>	Public Utility Regulatory Policies Act
<b>PV</b>	Photovoltaic
<b>PVDG</b>	Solar Photovoltaic Distributed Generation Program
<b>PVRR</b>	Present Value Revenue Requirement
<b>QF</b>	Qualifying Facility
<b>RCRA</b>	Resource Conservation Recovery Act
<b>REC</b>	Renewable Energy Certificate
<b>REPS</b>	Renewable Energy and Energy Efficiency Portfolio Standard
<b>RFP</b>	Request for Proposal
<b>RICE</b>	Reciprocating Internal Combustion Engines
<b>RIM</b>	Rate Impact Measure
<b>RPS</b>	Renewable Portfolio Standard
<b>RRP</b>	Refrigerator Replacement Program
<b>SAE</b>	Statistical Adjusted End-Use Model
<b>SAT</b>	Single-Axis Tracking
<b>SC</b>	South Carolina
<b>SC Act 62</b>	South Carolina Energy Freedom Act of 2018

<b>ABBREVIATIONS:</b>	
<b>SC DER or SC ACT 236</b>	South Carolina Distributed Energy Resource Program
<b>SCR</b>	Selective Catalytic Reduction
<b>SEPA</b>	Southeastern Power Administration
<b>SERC</b>	Southeastern Electric Reliability Corporation
<b>SERVM</b>	Strategic Energy Risk Valuation Model
<b>SG</b>	Standby Generation
<b>SIP</b>	State Implementation Plan
<b>SISC</b>	Solar Integration Services Charge
<b>SLR</b>	Subsequent License Renewal
<b>SMR</b>	Small Modular Reactor
<b>SO</b>	System Optimizer
<b>SO<sub>2</sub></b>	Sulfur Dioxide
<b>SRP – SLR</b>	Standard Review Plan for the Review of Subsequent License Renewal
<b>STAP</b>	Short-Term Action Plan
<b>T&amp;D</b>	Transmission & Distribution
<b>TAG</b>	Technology Assessment Guide
<b>The Company</b>	Duke Energy Progress
<b>The Plan</b>	Duke Energy Progress Annual Plan
<b>TRC</b>	Total Resource Cost
<b>TVA</b>	Tennessee Valley Authority
<b>UCT</b>	Utility Cost Test
<b>UEE</b>	Utility Energy Efficiency
<b>VACAR</b>	Virginia/Carolinas
<b>VAR</b>	Volt Ampere Reactive
<b>WERP</b>	Weatherization and Equipment Replacement Program
<b>ZELFRS</b>	Zero – Emitting Load Following Resources



## **1. INTRODUCTION**

For more than a century, North and South Carolinians have received affordable and reliable electricity from Duke Energy Progress (DEP) who now serves more than 1.5 million customers. Working with businesses and communities, Duke Energy helped shape the Carolinas of today, building important infrastructure like our power plants, transmission grid and other facilities that power our homes and businesses. Duke Energy is committed to securing a sustainable energy future for its growing number of customers by planning for resource needs in the most reliable and economic way possible while using increasingly clean forms of energy. DEP works across the Carolinas to support a cleaner environment and mitigate climate change by being an industry leader in carbon-free nuclear, hydro-electric and solar generation. DEP is also a driving force of innovation in a region well-known for research and scientific exploration, helping to engineer new technologies that move the Carolinas forward. Through its Joint Dispatch Agreement (JDA) with Duke Energy Carolinas (DEC), the two companies collectively provide approximately 55% of all energy delivered on the combined Carolinas system with carbon-free resources.

Each year, as required by the North Carolina Utilities Commission (NCUC) and the Public Service Commission of South Carolina (PSCSC), DEP submits a long-range planning document called the Integrated Resource Plan (IRP). The IRP details projections of infrastructure needed to match the forecasted electricity needs of our customers plus an adequate reserve margin to maintain a reliable electric system for customers over the next 15 years.

The Company files a comprehensive Biennial IRP in even numbered years. This document is an update to the comprehensive DEP 2018 IRP.

In recent years, the Company has filed separate IRP updates to the comprehensive plan for NC and SC, which has created some confusion. The IRP is truly a single plan, for a single system that happens to span both NC and SC. As a result, the Company is filing one IRP update for both states to ensure each Commission and all stakeholders have a clear and comprehensive view of the Company's integrated resource plan. The IRP update analyzes the DEP system in total across both states including customer demand, energy efficiency (EE), demand side management (DSM), renewable resources and traditional supply-side resources.

## 2. 2019 IRP SUMMARY

Each year, as required by the NCUC and the PSCSC, DEP submits an IRP detailing projected infrastructure needed to meet the forecasted electricity requirements for its customers over the next 15 years. The 2019 IRP is the best projection of how the Company's capacity and energy portfolio is expected to evolve over the next 15 years, based on current data assumptions. This projection may change over time as variables such as the projected load forecasts, fuel price forecasts, environmental regulations, technology cost and performance characteristics and other outside factors change.

The proposed plan will meet the following objectives:

- Provide reliable electricity throughout the year, especially during periods of high peak demand such as cold winter mornings, by maintaining adequate planning reserve margins. Peak demand refers to the highest amount of electricity being consumed for any given hour across DEP's entire system.
- Select new resources at the lowest reasonable cost to customers. These resources include a balance of EE, DSM, renewable resources, battery storage and natural gas generation.
- Improve the environmental footprint of the portfolio by meeting or exceeding all federal, state and local environmental regulations. Furthermore, Duke Energy Corporation is committed to reducing its carbon emissions. Over the next decade, we are on track in the Carolinas to reduce carbon emissions by over 50 percent relative to a 2005 baseline level. Beyond 2030 even further reductions are attainable with continued technology development in the areas of carbon free generation and energy storage.

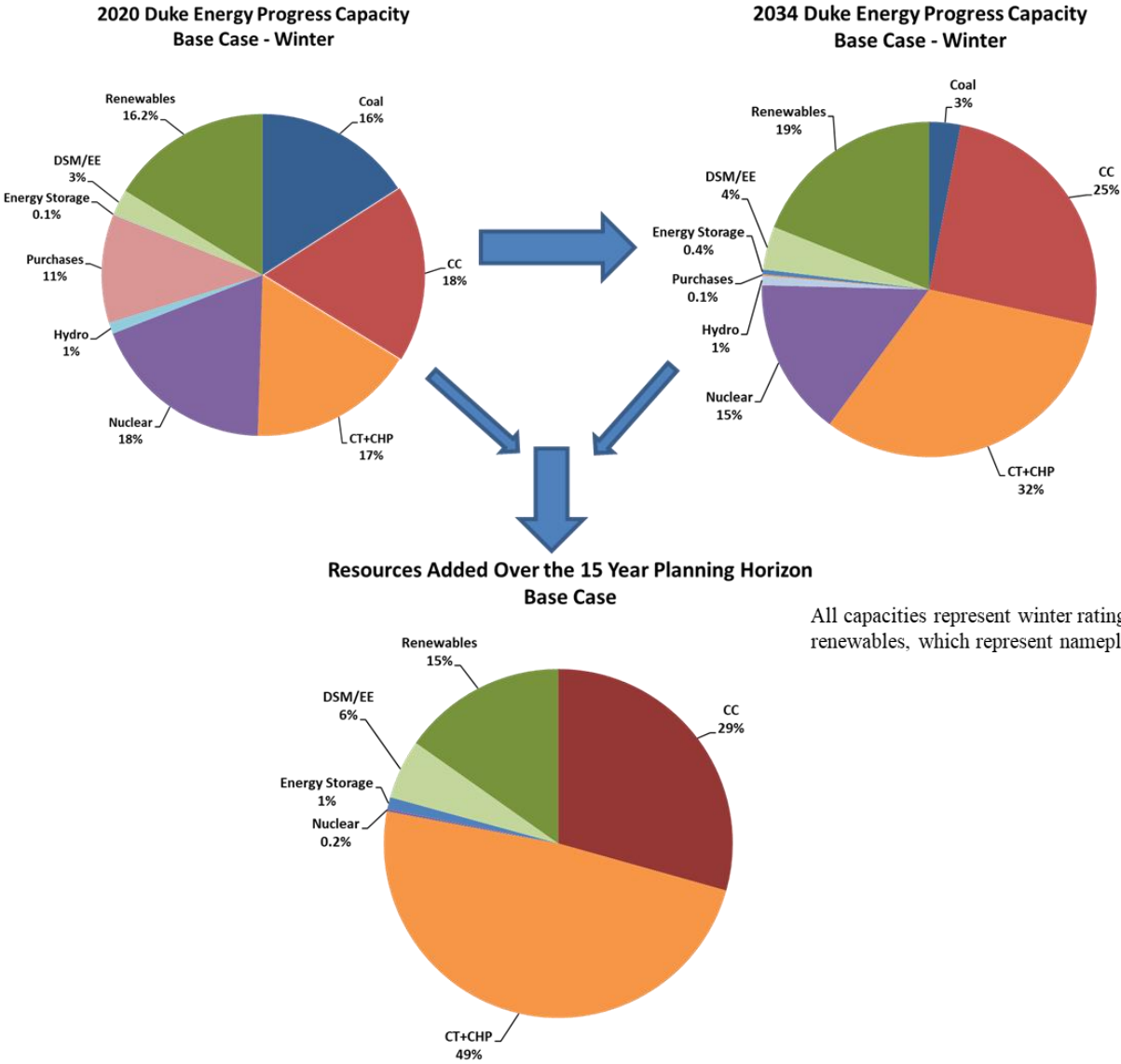
As 2019 is an update year, DEP developed two cases which reflect updates to the 2018 IRP Base Case. The first case, or the "Base Case," is an update to the presented base case in the 2018 IRP, which includes the expectation of future carbon legislation. Additionally, a "No Carbon Case" was developed in which no carbon legislation is considered. All results presented in this IRP represent the Base Case, unless otherwise noted. DEP has updated several key planning assumptions such as technology cost assumptions, fuel prices, renewable generation projections and the DEP load forecast.

As shown in the 2019 IRP Base Case, projected incremental needs are driven by load growth, contract expirations and the retirement of aging coal-fired and natural gas/oil resources. Of note, DEP has an increased load forecast relative to the prior IRP filing. A more detailed discussion of the load forecast can be found in Chapter 5. This increased forecast, coupled with contract

expirations and retirement of aging natural gas/oil resources at DEP have left a short-term need for capacity in the mid-2020 timeframe. As mentioned in the Short-Term Action Plan, the Company has worked diligently to procure both renewable and traditional generation to meet this energy and capacity need in the near term. Those developments have been reflected in this year's IRP update.

The 2019 IRP seeks to achieve a reliable, economic long-term power supply through a balance of incremental renewable resources, EE, DSM, energy storage and traditional supply-side resources planned over the coming years which allows the Company to maintain a diversified resource mix while also providing increasingly clean energy. Chart 2-A represents the incremental investments required to meet future needs.

**Chart 2-A 2020 and 2034 Base Case Winter Capacity Mix and Sources of Incremental Capacity**



### 3. IRP PROCESS OVERVIEW

To meet the future needs of DEP’s customers, it is necessary for the Company to adequately understand the load and resource balance. For each year of the planning horizon, the Company develops a load forecast of cumulative energy sales and hourly peak demands. To determine total resources needed, the Company considers the peak demand load obligation plus a 17% minimum planning reserve margin.

The projected capability of existing resources, including generating units, EE and DSM, renewable resources and purchase power contracts, is measured against the total resource need. Any deficit in future years will be met with a mix of additional resources that reliably and cost-effectively meet the load obligation and planning reserve margin while complying with all environmental and regulatory requirements.



It should be noted that DEP considers the non-firm energy purchases and sales associated with the JDA with DEC in the development of its independent Base Case. To accomplish this, DEP and DEC plans are determined simultaneously to minimize revenue requirements of the combined jointly-dispatched system while maintaining independent reserve margins for each company.

DEP’s IRP includes new resource additions driven by winter peak demand projections inclusive of winter reserve requirements. The completion of a comprehensive reliability study in 2016 demonstrated the need to include winter peak planning in the IRP process. The study recognized the growing volatility associated with winter morning peak demand conditions such as those observed during recent polar vortex events. The study also incorporated the expected significant growth in solar facilities that provide valuable assistance in meeting summer afternoon peak demands on the system but do little to assist in meeting demand for power on cold winter mornings. Based on results of the reliability study, DEP is utilizing a winter planning reserve margin of 17% in its planning process.

For the 2019 Update IRP, the Company presents a Base Case with a carbon tax beginning in 2025. However, remaining consistent with the Commission’s Order to both include and exclude costs associated with carbon regulation, the current assumption of a carbon tax is intended to serve as a

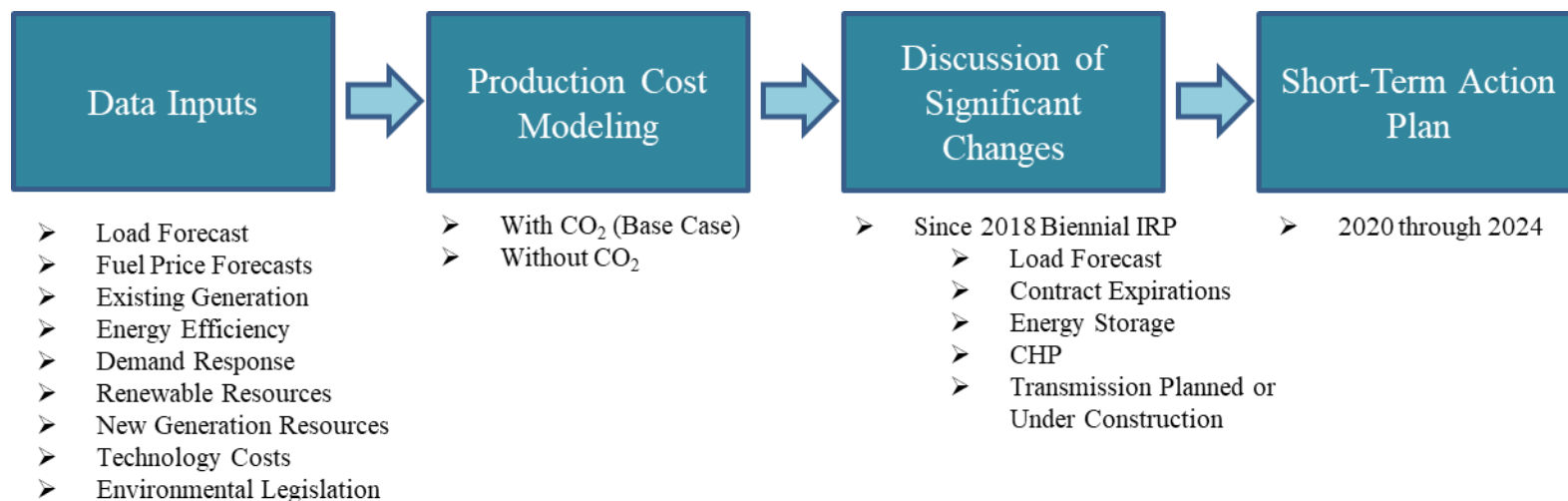
placeholder for some form of potential future carbon regulation.<sup>1</sup> An additional case assuming no carbon legislation was also developed.

While future carbon legislation is unknown, the Company feels that it is prudent to continue to plan for this scenario, as well as other potential future scenarios. Furthermore, a primary focus of this update IRP is the Short-Term Action Plan (STAP), which covers the period 2020 to 2024. It was determined that the inclusion of the carbon tax did not have a significant impact on the STAP, and therefore the majority of the data presented in this report represents the Base Case.

Figure 3-A represents a simplified overview of the resource planning process in the update years (odd years) of the IRP cycle.

<sup>1</sup> “Order Accepting Integrated Resource Plans and Accepting REPS Compliance Plans”; NCUC Docket No. E-100, Sub 147; p. 35

**Figure 3-A Simplified IRP Process**



#### 4. **SIGNIFICANT CHANGES FROM THE 2018 IRP**

As an initial step in the IRP process, all production cost modeling data is updated to include the most current data. Throughout the year, best practices are implemented to ensure the IRP best represents the Company's planning assumptions including load forecast, generation system, conservation programs, renewable energy and fuel costs. The data and methodologies are regularly updated and reviewed to determine if adjustments can be made to further improve the IRP process and results.

As part of the review process, certain data elements, with varying impacts on the IRP, inevitably change. A discussion of new or updated data elements that have the most substantial impact on the 2019 IRP is provided below.

##### a) **Load Forecast**

The Duke Energy Progress Spring 2019 forecast provides projections of the energy and peak demand needs for its service area. The forecast covers the time period of 2020 – 2034 and represents the needs of the following customer classes:

- Residential
- Commercial
- Industrial
- Other Retail
- Wholesale

The Retail forecast consists of the three major classes: Residential, Commercial and Industrial.

The Residential class sales forecast is comprised of two projections. The first is the number of residential customers, which is driven by population. The second is energy usage per customer, which is driven by weather, regional economic and demographic trends, electricity prices and appliance efficiencies.

The average annual growth rate of Residential energy sales in the Spring 2019 forecast, including the impacts of Utility Energy Efficiency programs (UEE), rooftop solar and electric vehicles from 2020 – 2034 is 1.3%.

The three largest sectors in the Commercial class are offices, education and retail. Commercial energy sales are expected to grow 0.8% per year over the forecast horizon.



The Industrial class is forecasted by a standard econometric model, with drivers such as total manufacturing output, textile output, and the price of electricity. Overall, Industrial sales are expected to grow 0.5% per year over the forecast horizon.

The Company continues to look at ways to improve the load forecasting methodology in order to develop the most accurate and reasonable demand forecasts for DEP. The load forecast has increased in the 2019 Update as compared to the 2018 IRP, primarily driven by adding 2018 peaks to the history used in the forecast. The key economic drivers and forecast changes are shown below in Tables 4-A and 4-B. A more detailed discussion of the load forecast can be found in Chapter 5.

**Table 4-A Key Drivers**

	2020-2034
Real Income	2.7%
Manufacturing Industrial Production Index (IPI)	1.1%
Population	1.6%

Table 4-B reflects a comparison between the 2018 and 2019 growth rates of the load forecast with and without impacts of EE.

**Table 4-B 2019 Load Forecast Growth Rates vs. 2018 Load Forecast Growth Rates (Inclusive of Retail and Wholesale Load)**

	2019 Forecast (2020 – 2034)			2018 Forecast (2019 – 2033)		
	Summer Peak Demand	Winter Peak Demand	Energy	Summer Peak Demand	Winter Peak Demand	Energy
<i>Excludes</i> impact of new EE programs	1.2%	1.1%	1.2%	1.0%	0.8%	0.7%
<i>Includes</i> impact of new EE programs	1.0%	0.9%	1.0%	0.8%	0.7%	0.5%

**Peak Demand and Energy Forecast**

The load forecast projection for energy and capacity, including the impacts of UEE, rooftop solar, and electric vehicles, that was utilized in the 2019 IRP is shown in Table 4-C.

**Table 4-C Load Forecast Net of Energy Efficiency Programs**

<b>YEAR</b>	<b>SUMMER (MW)</b>	<b>WINTER (MW)</b>	<b>ENERGY (GWH)</b>
<b>2020</b>	13,133	14,473	63,964
<b>2021</b>	13,182	14,434	64,040
<b>2022</b>	13,274	14,557	64,465
<b>2023</b>	13,404	14,649	65,043
<b>2024</b>	13,529	14,843	65,724
<b>2025</b>	13,663	14,965	66,330
<b>2026</b>	13,867	15,106	66,990
<b>2027</b>	13,995	15,326	67,718
<b>2028</b>	14,198	15,502	68,586
<b>2029</b>	14,359	15,690	69,295
<b>2030</b>	14,551	15,883	70,163
<b>2031</b>	14,735	16,073	71,241
<b>2032</b>	14,937	16,276	72,552
<b>2033</b>	15,136	16,461	73,374
<b>2034</b>	15,360	16,654	74,306
<b>Avg. Annual Growth Rate</b>	1.0%	0.9%	1.0%

Note: This table differs from Tables 9-A and 9-B due to a 150 MW firm sale in years 2020 – 2024.

**b) Contract Expirations and Short-Term Need**

The 2018 IRP reflected the impact of approximately 1,500 megawatts (MW) of purchase power contract expirations by 2025. The expiration of these contracts, along with the increase in the winter peak demand forecast and the planned retirement of nearly 500 MW of aging CT units at the Darlington CT Complex, created a significant short-term resource need. The Company has worked diligently to address this short-term need by issuing a Request for Proposals (RFP) resource solicitation in 2018. DEP received a significant response to the solicitation, and as a result, DEP is currently in the process of negotiating contracts with short-listed bidders to fulfill its near-term needs.

As discussed in Section 10, contracts that have been executed as part of this solicitation as of August 1, 2019 are included as firm designated resources in this year's IRP while others are still under negotiation. Contracts that have yet to be executed are not included as designated resources in the IRP and, as such, the IRP continues to reflect a resource need as early as the winter of 2020. The Company fully expects to fill this resource gap through future execution of these contracts.

**c) Energy Storage**

Building on the 2018 IRP which included placeholders for approximately 140 MW of usable alternating current (AC)<sup>2</sup> grid-tied battery storage, the 2019 Update IRP includes estimates for additional battery storage that is coupled with solar. The inclusion of nearly 100 MW of storage coupled with solar over the planning horizon is driven by two factors. First, the results of the first tranche of CPRE in DEC included two solar plus storage winning projects which provide some guidance as to the types of projects being developed. Second, the most recent avoided cost rate structures proposed in both NC and SC provide strong price incentives for Qualifying Facilities (QFs) to shift energy from lower priced energy-only hours to hours that have higher energy and capacity prices. This new rate design provides appropriate incentives to encourage storage plus solar projects.<sup>3</sup> The amount of solar coupled with storage represented in the IRP will change over time as conditions evolve, but these initial assumptions represent a first-step towards including such installations.

<sup>2</sup> Usable alternating current for battery storage refers to the portion of the battery's nameplate AC MW rating that is available to the grid after taking into account limitations in depth of charge and discharge.

<sup>3</sup> From North Carolina Avoided Cost Docket No. E-100, Sub 158 and South Carolina Avoided Cost Docket Nos. 2019-185-E and 2018-186-E.

Looking forward, advancements in modeling capabilities and plans to further study the capacity value of storage in the Carolinas will help the Company ensure the reliability benefits of these technologies are appropriately captured in its planning process.

**d) Combined Heat and Power**

Combined Heat and Power (CHP) systems, also known as cogeneration, generate electricity and useful thermal energy in a single, integrated system. CHP is not a new technology, but an approach to applying existing technologies. Heat that is normally wasted in conventional power generation is recovered as useful energy, which avoids the losses that would otherwise be incurred from separate generation of heat and power. CHP incorporating a gas-fired combustion turbine (CT) and heat recovery steam generator (HRSG) is more efficient than the conventional method of producing power and usable heat separately with a CT/generator and a stand-alone steam boiler.

DEP is exploring and working with potential customers with good base thermal loads on a regulated Combined Heat and Power offer. The steam sales are credited back to the revenue requirement of the projects to reduce the total cost of this resource. Along with the potential to be a cost-competitive generation resource, CHP can result in carbon dioxide (CO<sub>2</sub>) emission reductions, and is a potential economic development opportunity for both NC and SC. In DEP, discussions with potential steam hosts are currently underway.

Potential projects with industrial customers have been challenging due to credit requirements, contract length, estimated capital cost, and changes to natural gas price forecasts. As such, no projections for CHP have been included this DEP IRP update.

This is a difference from the 2018 IRP placeholders have been removed in the update::

2021: 22 MW (winter) / 20 MW (summer)

2022: 22 MW (winter) / 20 MW (summer)

As CHP development continues, future IRPs will incorporate CHP, as appropriate. Additional technologies evaluated as part of this IRP are discussed in Chapter 9.

e) **Transmission Planned or Under Construction**

This section lists the planned transmission line additions. A discussion of the adequacy of DEP's transmission system is also included. Table 4-D lists the transmission line projects that are planned to meet reliability needs. This section also provides information pursuant to the North Carolina Utilities Commission Rule R8-62

**Table 4-D: DEP Transmission Line Additions**

<b><u>Year</u></b>	<b><u>Location</u></b>		<b><u>Capacity</u></b>	<b><u>Voltage</u></b>	<b><u>Comments</u></b>
	<b><u>From</u></b>	<b><u>To</u></b>	<b><u>MVA</u></b>	<b><u>KV</u></b>	
2019	Roxboro Plant	Person (Hyco)	1084	230	Uprate
2020	Cleveland Matthews Rd. Tap	Cleveland Matthews Rd	621	230	New
2020	Sutton Plant	Wallace	580	230	Uprate
2020	Jacksonville	Grants Creek	1195	230	New
2020	Newport	Harlowe	681	230	New
2021	Vanderbilt	West Asheville	307	115	Upgrade
2021	Asheboro	Asheboro East North Line	307	115	Upgrade
2021	Sutton Plant	Castle Hayne North Line	239	115	Upgrade
2022	Baldwin Tap	Baldwin	209	115	New
2023	Chestnut Hills	Milburnie	202	115	Uprate

DEP has three transmission line projects, 161 kilovolt (kV) and above, currently under construction. These are the Cleveland Matthews Rd 230 kV Tap Line, the Jacksonville-Grants Creek 230 kV Line and the Newport-Harlowe 230 kV Line.

The remainder of this section provides information pursuant to the North Carolina Utility Commission Rule R8-62.

**Rule R8-62:** Certificates of environmental compatibility and public convenience and necessity for the construction of electric transmission lines in North Carolina.

- (p) Plans for the construction of transmission lines in North Carolina (161 kV and above) shall be incorporated in filings made pursuant to Commission Rule R8-60. In addition, each public utility or person covered by this rule shall provide the following information on an annual basis no later than September 1:

*(1) For existing lines, the information required on FERC Form 1, pages 422, 423, 424, and 425, except that the information reported on pages 422 and 423 may be reported every five years.*

Please refer to the Company's FERC Form No. 1 filed with NCUC in April 2019.

- (p) Plans for the construction of transmission lines in North Carolina (161 kV and above) shall be incorporated in filings made pursuant to Commission Rule R8-60. In addition, each public utility or person covered by this rule shall provide the following information on an annual basis no later than September 1:

*(2) For lines under construction, the following:*

- a. Commission docket number;*
- b. Location of end point(s);*
- c. Length;*
- d. Range of right-of-way width;*
- e. Range of tower heights;*
- f. Number of circuits;*
- g. Operating voltage;*
- h. Design capacity;*

- i. Date construction started;*
- j. Projected in-service date;*

### **Cleveland Matthews Road 230 kV Tap Line**

Project Description: Construct new 230 kV transmission line from the Erwin-Selma 230 kV Line in Johnston County to the Cleveland Matthews Road 230 kV Substation in Johnston County.

- a. Docket number: E-2, Sub 1150
- b. County location of end point(s); Johnston County
- c. Approximate length; 11.5 miles
- d. Typical right-of-way width for proposed type of line; 125 feet
- e. Typical tower height for proposed type of line; 80 – 120 feet
- f. Number of circuits; 1
- g. Operating voltage; 230 kV
- h. Design capacity; 621 MVA
- i. Date construction started; March 2019
- j. Projected in-service date; June 2020

### **Jacksonville – Grants Creek 230 kV Line**

Project Description: Construct new 230 kV transmission line from the Jacksonville 230 kV Substation in Onslow County to the Grants Creek 230 kV Substation in Onslow County.

- a. Docket number: E-2, Sub 1102
- b. County location of end point(s); Onslow County
- c. Approximate length; 15 miles
- d. Typical right-of-way width for proposed type of line; 125 feet
- e. Typical tower height for proposed type of line; 80 – 120 feet
- f. Number of circuits; 1
- g. Operating voltage; 230 kV
- h. Design capacity; 1195 MVA
- i. Date construction started; September 2018
- j. Projected in-service date; June 2020

**Newport – Harlowe 230 kV Line**

Project Description: Construct new 230 kV transmission line from the Newport 230 kV Substation in Carteret County to the Harlowe 230 kV Substation in Carteret County.

- a. Docket number: E-2, Sub 1113
  - b. County location of end point(s); Carteret County
  - c. Approximate length; 8 miles
  - d. Typical right-of-way width for proposed type of line; 125 feet
  - e. Typical tower height for proposed type of line; 80 – 120 feet
  - f. Number of circuits; 1
  - g. Operating voltage; 230 kV
  - h. Design capacity; 681 MVA
  - i. Date construction started; October 2018
  - j. Projected in-service date; June 2020
- (p) Plans for the construction of transmission lines in North Carolina (161 kV and above) shall be incorporated in filings made pursuant to Commission Rule R8-60. In addition, each public utility or person covered by this rule shall provide the following information on an annual basis no later than September 1:
- (3) *For all other proposed lines, as the information becomes available, the following:*
- a. *county location of end point(s);*
  - b. *approximate length;*
  - c. *typical right-of-way width for proposed type of line;*
  - d. *typical tower height for proposed type of line;*
  - e. *number of circuits;*
  - f. *operating voltage;*
  - g. *design capacity;*
  - h. *estimated date for starting construction (if more than 6 month delay from last report, explain); and*
  - i. *estimated in-service date (if more than 6-month delay from last report, explain). (NCUC Docket No. E-100, Sub 62, 12/4/92; NCUC Docket No. E-100, Sub 78A, 4/29/98.)*



The following pages represent those projects in response to Rule R8-62 part (3).

**Porters Neck 230 kV Tap Line**

Project Description: Construct new 230 kV transmission line from the Castle Hayne-Folkstone 230 kV Line to the Porters Neck 230 kV Substation in New Hanover County.

- a. County location of end point(s); New Hanover County
- b. Approximate length; 4.5 miles
- c. Typical right-of-way width for proposed type of line; 125 feet
- d. Typical tower height for proposed type of line; 80 – 120 feet
- e. Number of circuits; 1
- f. Operating voltage; 230 kV
- g. Design capacity; 442 MVA
- h. Estimated date for starting construction; January 2022
- i. Estimated in-service date; June 2023

**DEP Transmission System Adequacy**

DEP monitors the adequacy and reliability of its transmission system and interconnections through internal analysis and participation in regional reliability groups. Internal transmission planning looks 10 years ahead at available generating resources and projected load to identify transmission system upgrade and expansion requirements. Corrective actions are planned and implemented in advance to ensure continued cost-effective and high-quality service. The DEP transmission model is incorporated into models used by regional reliability groups in developing plans to maintain interconnected transmission system reliability. DEP works with DEC, North Carolina Electric Membership Corporation (NCEMC) and ElectriCities to develop an annual NC Transmission Planning Collaborative (NCTPC) plan for the DEP and DEC systems in both North and South Carolina. In addition, transmission planning is coordinated with neighboring systems including Dominion Energy South Carolina (DESC) and Santee Cooper under a number of mechanisms including legacy interchange agreements between DESC, Santee Cooper, DEP, and DEC.

The Company monitors transmission system reliability by evaluating changes in load, generating capacity, transactions and topography. A detailed annual screening ensures compliance with

DEP's Transmission Planning Summary guidelines for voltage and thermal loading. The annual screening uses methods that comply with SERC Reliability Corporation (SERC) policy and North American Electric Reliability Corporation (NERC) Reliability Standards and the screening results identify the need for future transmission system expansion and upgrades. The transmission system is planned to ensure that no equipment overloads and adequate voltage is maintained to provide reliable service. The most stressful scenario is typically at projected peak load with certain equipment out of service. A thorough screening process is used to analyze the impact of potential equipment failures or other disturbances. As problems are identified, solutions are developed and evaluated.

Transmission planning and requests for transmission service and generator interconnection are interrelated to the resource planning process. DEP currently evaluates all transmission reservation requests for impact on transfer capability, as well as compliance with the Company's Transmission Planning Summary guidelines and the FERC Open Access Transmission Tariff (OATT). The Company performs studies to ensure transfer capability is acceptable to meet reliability needs and customers' expected use of the transmission system. Generator interconnection requests are studied in accordance with the Large and Small Generator Interconnection Procedures in the OATT and the North Carolina and South Carolina Interconnection Procedures.

SERC audits DEP every three years for compliance with NERC Reliability Standards. Specifically, the audit requires DEP to demonstrate that its transmission planning practices meet NERC standards and to provide data supporting the Company's annual compliance filing certifications. SERC conducted a NERC Reliability Standards compliance audit of DEP in June 2019. DEP received "No Findings" from the audit team.

DEP participates in a number of regional reliability groups to coordinate analysis of regional, sub-regional and inter-balancing authority area transfer capability and interconnection reliability. Each reliability group's purpose is to:

- Assess the interconnected system's capability to handle large firm and non-firm transactions for purposes of economic access to resources and system reliability;
- Ensure that planned future transmission system improvements do not adversely affect neighboring systems; and

- Ensure interconnected system compliance with NERC Reliability Standards.

Regional reliability groups evaluate transfer capability and compliance with NERC Reliability Standards for the upcoming peak season and five- and ten-year periods. The groups also perform computer simulation tests for high transfer levels to verify satisfactory transfer capability.

Application of the practices and procedures described above ensures that DEP's transmission system continues to provide reliable service to its native load and firm transmission customers.

## **5. LOAD FORECAST**

### **Methodology**

The Duke Energy Progress spring 2019 forecast provides projections of the energy and peak demand needs for its service area. The forecast covers the time period of 2020 – 2034 and represents the needs of the following customer classes:

- Residential
- Commercial
- Industrial
- Other Retail
- Wholesale

Energy projections are developed with econometric models using key economic factors such as income, electricity prices, industrial production indices, along with weather, appliance efficiency trends, rooftop solar trends, and electric vehicle trends. Population is also used in the residential customer model.

The economic projections used in the Spring 2019 Forecast are obtained from Moody's Analytics, a nationally recognized economic forecasting firm, and include economic forecasts for the states of North and South Carolina. Moody's forecasts consist of economic and demographic projections, which are used in the energy and demand models.

The Retail forecast consists of the three major classes: Residential, Commercial and Industrial.

The Residential class sales forecast is comprised of two projections. The first is the number of residential customers, which is driven by population. The second is energy usage per customer, which is driven by weather, regional economic and demographic trends, electricity prices and appliance efficiencies.

The usage per customer forecast was derived using a Statistical Adjusted End-Use Model (SAE). This is a regression based framework that uses projected appliance saturation and efficiency trends developed by Itron using Energy Information Administration (EIA) data. It incorporates naturally occurring efficiency trends and government mandates more explicitly than other models. The outlook for usage per customer is essentially flat through much of the forecast horizon, so most of the growth is primarily due to customer increases. The average annual growth rate of residential in the Spring

2019 forecast, including the impacts of Utility Energy Efficiency programs (UEE), rooftop solar and electric vehicles from 2020 – 2034 is 1.3%.

The Commercial forecast also uses an SAE model in an effort to reflect naturally occurring as well as government mandated efficiency changes. The three largest sectors in the commercial class are offices, education and retail. Commercial energy sales are expected to grow 0.8% per year over the forecast horizon.

The Industrial class is forecasted by a standard econometric model, with drivers such as total manufacturing output, textile output, and the price of electricity. Overall, Industrial sales are expected to grow 0.5% per year over the forecast horizon.

Weather impacts are incorporated into the models by using Heating Degree Days with a base temperature of 59 and Cooling Degree Days with a base temperature of 65. The forecast of degree days is based on a 30-year average, which is updated every year.

The appliance saturation and efficiency trends are developed by Itron using data from the Energy Information Administration (EIA). Itron is a recognized firm providing forecasting services to the electric utility industry. These appliance trends are used in the residential and commercial sales models.

Peak demands were projected using the SAE approach. The peak forecast was developed using a monthly SAE model, similar to the sales SAE models, which includes monthly appliance saturations and efficiencies, interacted with weather and the fraction of each appliance type that is in use at the time of monthly peak.

### **Forecast Enhancements**

In 2013, as referenced above, the Company began using the SAE model projections to forecast sales and peaks. The end use models provide a better platform to recognize trends in equipment /appliance saturation and changes to efficiencies, and how those trends interact with heating, cooling, and “other” or non-weather-related sales. These appliance trends are used in the residential and commercial sales models. In conjunction with peer utilities and ITRON, the company continually looks for refinements to its modeling procedures to make better use of the forecasting tools, and develop more reliable forecasts.

Each time the forecast is updated, the most currently available historical and projected data is used. The current 2019 forecast utilizes:

- Moody’s Analytics January 2019 base and consensus economic projections.
- End use equipment and appliance indexes reflect the 2018 update of ITRON’s end-use data, which is consistent with the Energy Information Administration’s 2018 Annual Energy Outlook
- A calculation of normal weather using the period 1988-2017

The Company also researches weather sensitivity of summer and winter peaks, hourly shaping of sales, and load research data in a continuous effort to improve forecast accuracy.

**Assumptions**

Below are the projected average annual growth rates of several key drivers from DEP’s Spring 2019 Forecast.

	2020-2034
Real Income	2.7%
Manufacturing Industrial Production Index (IPI)	1.1%
Population	1.6%

In addition to economic, demographic, and efficiency trends, the forecast also incorporates the expected impacts of UEE, as well as projected effects of electric vehicles and behind the meter solar technology.

**Utility Energy Efficiency**

UEE Programs continue to have a large impact in the acceleration of the adoption of energy efficiency. When including the impacts of UEE on energy and peaks, careful attention must be paid to avoid the double counting of UEE efficiencies with the naturally occurring efficiencies included in the SAE modeling approach. To ensure there is not a double counting of these efficiencies, the forecast “rolls off” the UEE savings at the conclusion of its measure life. For example, if the accelerated benefit of a residential UEE program is expected to have occurred 7 years before the energy reduction program would have been otherwise adopted, then the UEE effects after year 7 are subtracted (“rolled off”) from the total cumulative UEE. With the SAE model’s framework, the naturally occurring appliance efficiency trends replace the rolled off UEE benefits serving to continue to reduce the forecasted load resulting from energy efficiency adoption.

The table below illustrates this process on sales:

**Table 5-A UEE Program Life Process (GWh)**

	A	B	C	D	E	F	G
	Forecast	Historical UEE	Forecast With	Forecasted UEE	Forecasted UEE	UEE to Subtract	Forecast
Year	Before UEE	Roll Off	Historical Roll Off	Incremental Roll on	Incremental Roll Off	From Forecast	After UEE
2020	64,293	9	64,302	(454)	116	(338)	63,964
2021	64,556	32	64,587	(663)	116	(547)	64,040
2022	65,142	81	65,223	(875)	116	(759)	64,465
2023	65,852	164	66,016	(1,090)	117	(973)	65,043
2024	66,632	277	66,910	(1,303)	118	(1,186)	65,724
2025	67,312	409	67,722	(1,511)	119	(1,392)	66,330
2026	68,035	543	68,578	(1,710)	122	(1,588)	66,990
2027	68,833	658	69,491	(1,901)	128	(1,773)	67,718
2028	69,779	743	70,522	(2,084)	149	(1,936)	68,586
2029	70,554	798	71,352	(2,259)	202	(2,057)	69,295
2030	71,493	825	72,319	(2,430)	274	(2,156)	70,163
2031	72,652	837	73,488	(2,600)	353	(2,247)	71,241
2032	74,030	840	74,870	(2,772)	454	(2,318)	72,552
2033	74,907	840	75,747	(2,945)	573	(2,372)	73,374
2034	75,852	840	76,692	(3,120)	734	(2,386)	74,306

**Customer Growth**

Tables 5-B and 5-C show the history and projections for DEP customers

**Table 5-B Retail Customers (annual average in thousands)**

<b>Year</b>	<b>Residential Customers</b>	<b>Commercial Customers</b>	<b>Industrial Customers</b>	<b>Other Customers</b>	<b>Retail Customers</b>
<b>2009</b>	1,207	215	5	2	1,429
<b>2010</b>	1,216	216	5	2	1,439
<b>2011</b>	1,221	217	4	2	1,445
<b>2012</b>	1,231	219	4	2	1,457
<b>2013</b>	1,242	222	4	2	1,470
<b>2014</b>	1,257	223	4	2	1,486
<b>2015</b>	1,275	226	4	2	1,507
<b>2016</b>	1,292	229	4	2	1,527
<b>2017</b>	1,310	232	4	1	1,547
<b>2018</b>	1,331	235	4	1	1,571
<b>Avg. Annual Growth Rate</b>	1.1%	1.0%	-1.3%	-8.1%	1.1%



**Table 5-C Retail Customers (annual average in thousands)**

Year	Residential Customers	Commercial Customers	Industrial Customers	Other Customers	Retail Customers
2020	1,358	240	4	1	1,603
2021	1,372	240	4	1	1,618
2022	1,388	240	4	1	1,633
2023	1,403	241	4	1	1,650
2024	1,420	242	4	1	1,667
2025	1,436	244	4	1	1,685
2026	1,451	245	4	1	1,702
2027	1,467	247	4	1	1,719
2028	1,482	248	4	1	1,735
2029	1,496	250	4	1	1,751
2030	1,511	251	4	1	1,767
2031	1,525	253	4	1	1,782
2032	1,538	254	4	1	1,797
2033	1,551	255	4	1	1,811
2034	1,565	256	4	1	1,826
<b>Avg. Annual Growth Rate</b>	1.0%	0.5%	-0.8%	0.0%	0.9%

**Electricity Sales**

Table 5-D shows the actual historical gigawatt hour (GWh) sales. As a note, the values in Table 5-D are not weather adjusted Sales.

**Table 5-D Electricity sales (GWh)**

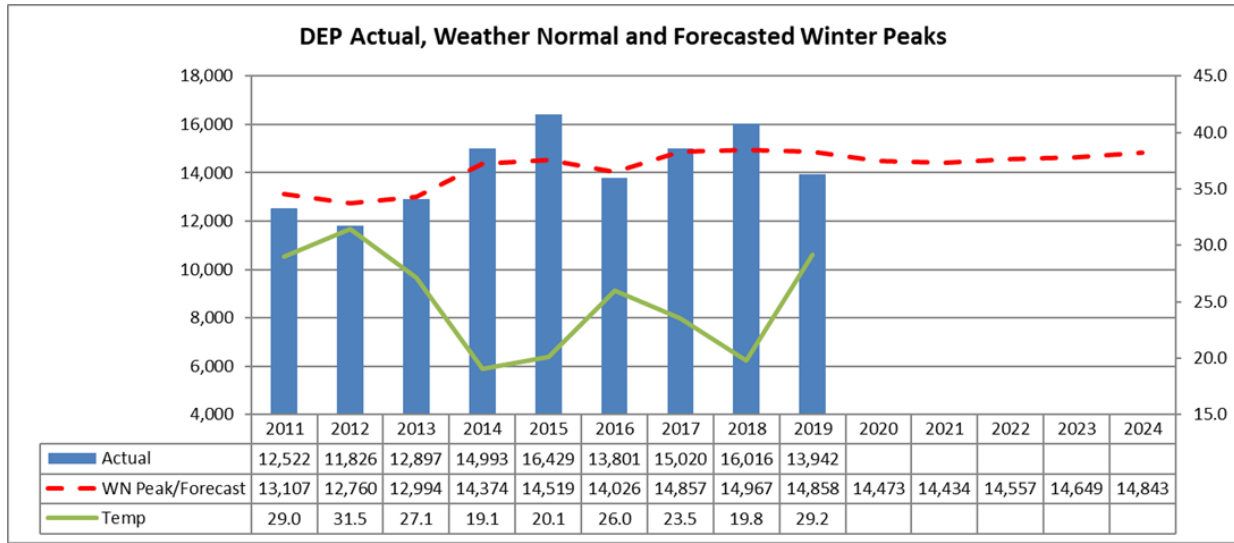
<b>Year</b>	<b>Residential GWh</b>	<b>Commercial GWh</b>	<b>Industrial GWh</b>	<b>Military &amp; Other GWh</b>	<b>Retail GWh</b>	<b>Wholesale GWh</b>	<b>Total System GWh</b>
<b>2009</b>	17,000	13,940	11,216	1,467	43,622	12,868	56,489
<b>2010</b>	17,117	13,639	10,375	1,497	42,628	12,772	55,400
<b>2011</b>	19,108	14,184	10,677	1,574	45,544	12,772	58,316
<b>2012</b>	17,764	13,709	10,573	1,591	43,637	12,267	55,903
<b>2013</b>	16,663	13,581	10,508	1,602	42,355	12,676	55,031
<b>2014</b>	18,201	13,887	10,321	1,614	44,023	13,578	57,601
<b>2015</b>	17,954	14,039	10,288	1,597	43,876	15,782	59,658
<b>2016</b>	17,686	14,082	10,274	1,563	43,606	18,676	62,282
<b>2017</b>	17,228	13,903	10,391	1,531	43,053	18,242	61,295
<b>2018</b>	18,182	14,025	10,407	1,541	44,155	19,331	63,486
<b>Avg. Annual Growth Rate</b>	0.8%	0.1%	-0.8%	0.6%	0.1%	4.6%	1.3%

Note: The wholesale values in Table 5-D exclude NCEMPA sales for all years before 2015, and is only partially included in 2015.

**System Peaks**

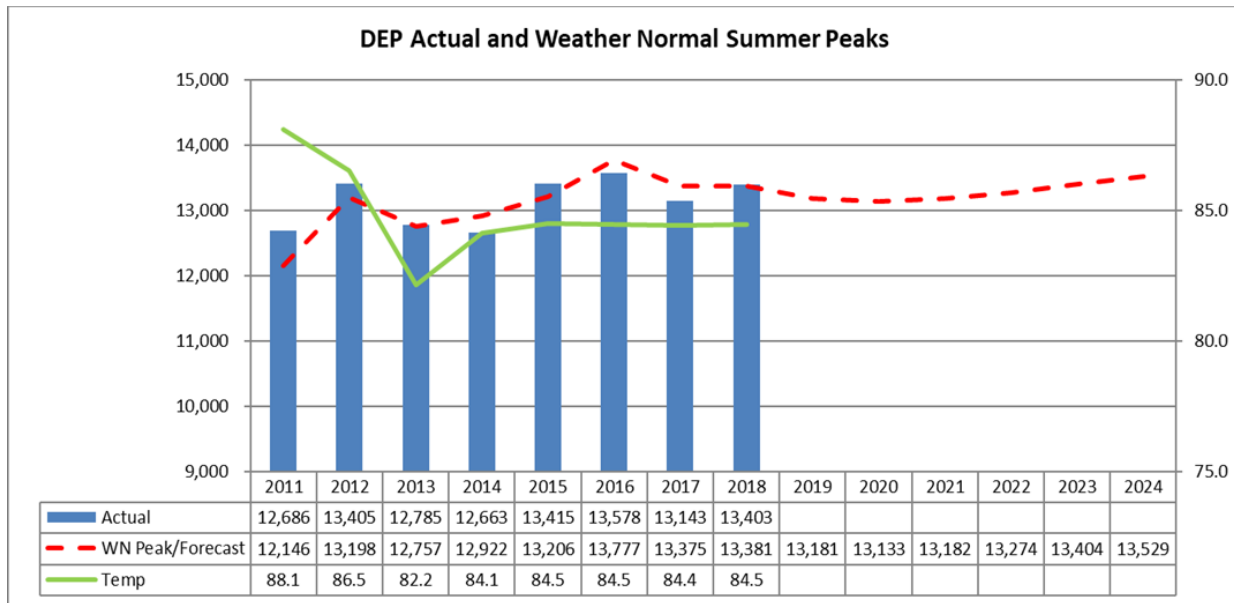
Charts 5-E and 5-F show the historical actual and weather normalized peaks for the system:

**Chart 5-E Winter Peaks**



Note: WN Peak/Forecast values in years 2020-2024 are forecasted peak values from the 2019 Spring Forecast. The Temperatures are the average daily temperature on the day of the peak.

**Chart 5-F Summer Peaks**



Note: WN Peak/Forecast values in years 2019-2024 are forecasted peak values from the 2019 Spring Forecast. The Temperatures are the average daily temperature on the day of the peak.

## **Forecast Results**

A tabulation of the utility's sales and peak forecasts are shown as charts below:

- Table 5-G: Forecasted energy sales by class (Including the impacts of UEE, rooftop solar, and electric vehicles)
- Table 5-H: Summary of the load forecast without UEE programs and excluding any impacts from demand reduction programs
- Table 5-I: Summary of the load forecast with UEE programs and excluding any impacts from demand reduction programs

These projections include Wholesale, and all the loads and energy in the tables and charts below are at generation, except for the class sales forecast, which is at the meter.

Load duration curves, with and without UEE programs are shown as Charts 5-A and 5-B.

The values in these tables reflect the loads that Duke Energy Progress is contractually obligated to provide and cover the period from 2020 to 2034.

**Table 5-G Forecasted Energy Sales by Class**

Year	Residential GWh	Commercial GWh	Industrial GWh	Other GWh	Retail GWh
2020	18,327	14,245	10,379	1,534	44,484
2021	18,395	14,306	10,424	1,525	44,650
2022	18,562	14,408	10,389	1,514	44,873
2023	18,789	14,538	10,390	1,505	45,222
2024	19,078	14,635	10,427	1,496	45,636
2025	19,353	14,751	10,427	1,486	46,016
2026	19,652	14,868	10,438	1,478	46,436
2027	19,950	14,984	10,516	1,471	46,921
2028	20,282	15,134	10,620	1,465	47,501
2029	20,566	15,265	10,714	1,460	48,004
2030	20,872	15,387	10,805	1,455	48,519
2031	21,189	15,544	10,896	1,450	49,078
2032	21,546	15,663	10,987	1,445	49,641
2033	21,869	15,813	11,094	1,440	50,215
2034	22,242	15,957	11,238	1,437	50,875
<b>Avg. Annual Growth Rate</b>	1.3%	0.8%	0.5%	-0.4%	0.9%

Note: Values are at meter

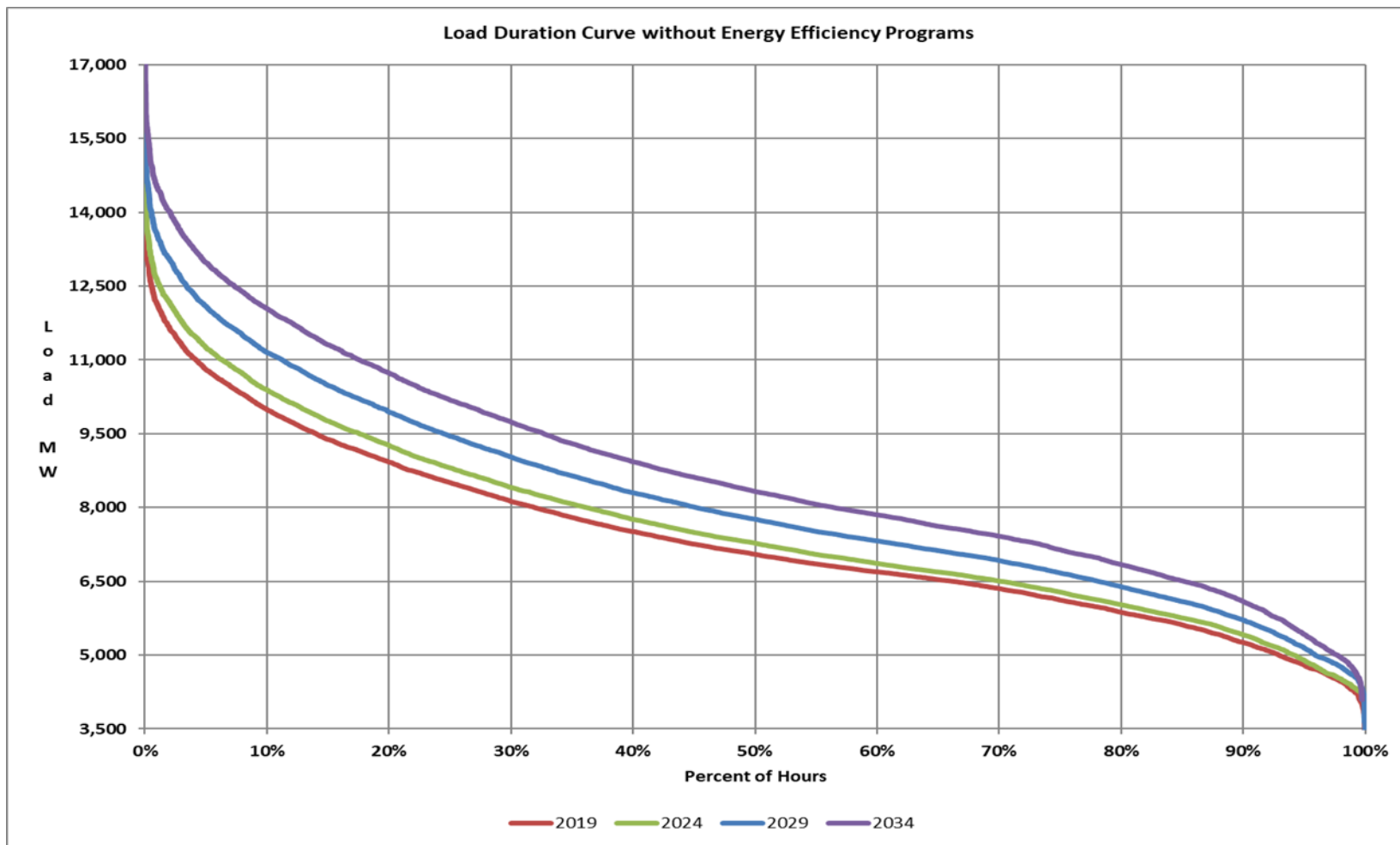
**Table 5-H Summary of the Load Forecast without UEE Programs and Excluding any Impacts from Demand Reduction Programs**

<b>YEAR</b>	<b>SUMMER (MW)</b>	<b>WINTER (MW)</b>	<b>ENERGY (GWH)</b>
<b>2020</b>	13,194	14,522	64,302
<b>2021</b>	13,281	14,523	64,587
<b>2022</b>	13,409	14,687	65,223
<b>2023</b>	13,574	14,819	66,016
<b>2024</b>	13,732	15,069	66,910
<b>2025</b>	13,902	15,237	67,722
<b>2026</b>	14,143	15,415	68,578
<b>2027</b>	14,304	15,670	69,491
<b>2028</b>	14,536	15,876	70,522
<b>2029</b>	14,723	16,084	71,352
<b>2030</b>	14,936	16,302	72,319
<b>2031</b>	15,138	16,512	73,488
<b>2032</b>	15,355	16,727	74,870
<b>2033</b>	15,569	16,921	75,747
<b>2034</b>	15,799	17,113	76,692
<b>Avg. Annual Growth Rate</b>	1.2%	1.1%	1.2%

Note: Values are at generation level

**Chart 5-A**

**Load Duration Curve without Energy Efficiency Programs and Before Demand Response Programs**



**Table 5-I Summary of the Load Forecast with UEE Programs and Excluding any Impacts from Demand Reduction Programs**

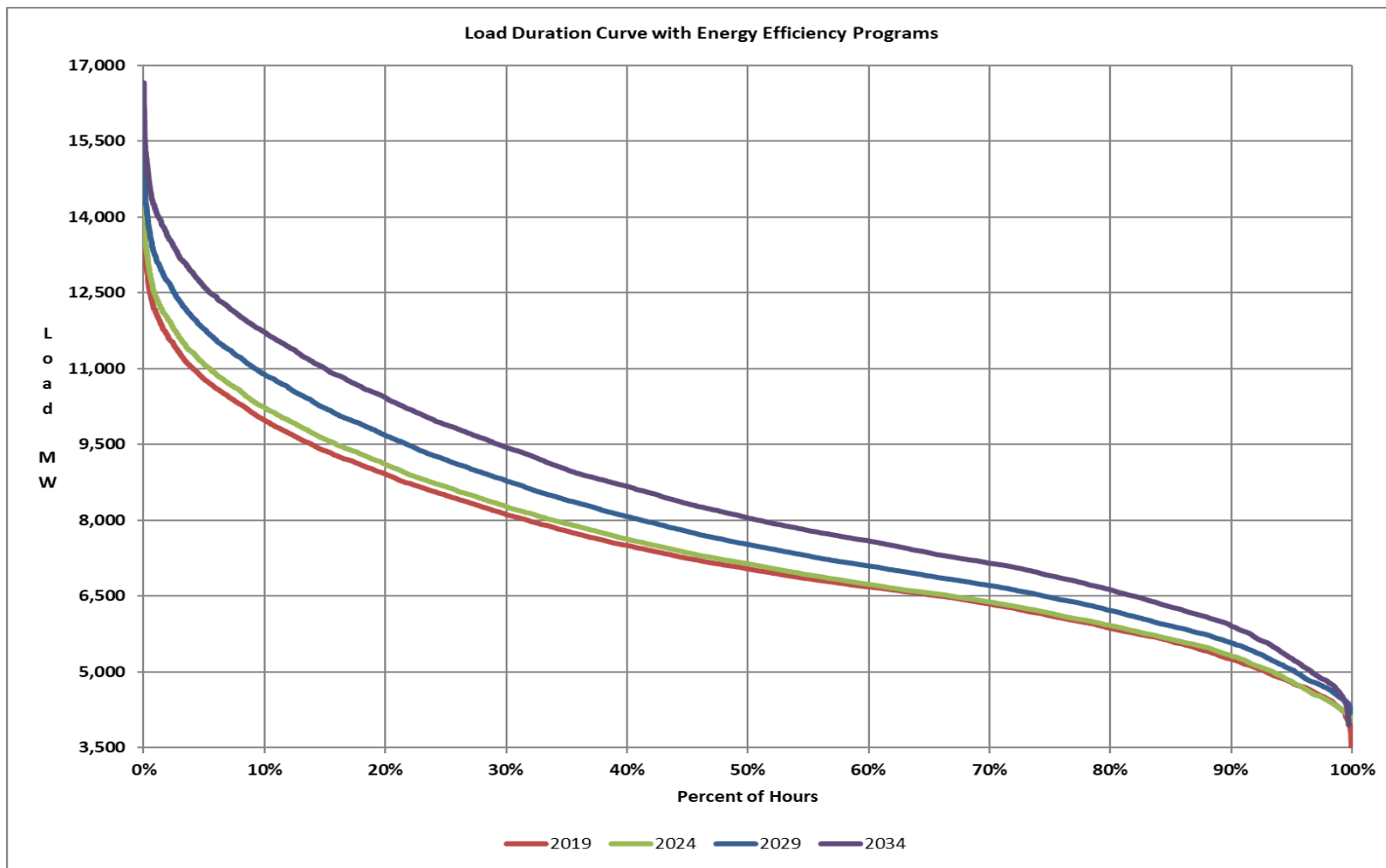
<b>YEAR</b>	<b>SUMMER (MW)</b>	<b>WINTER (MW)</b>	<b>ENERGY (GWH)</b>
2020	13,133	14,473	63,964
2021	13,182	14,434	64,040
2022	13,274	14,557	64,465
2023	13,404	14,649	65,043
2024	13,529	14,843	65,724
2025	13,663	14,965	66,330
2026	13,867	15,106	66,990
2027	13,995	15,326	67,718
2028	14,198	15,502	68,586
2029	14,359	15,690	69,295
2030	14,551	15,883	70,163
2031	14,735	16,073	71,241
2032	14,937	16,276	72,552
2033	15,136	16,461	73,374
2034	15,360	16,654	74,306
<b>Avg. Annual Growth Rate</b>	1.0%	0.9%	1.0%

Note: Values are at generation level

Values differ from Tables 9-A and 9-B due to 150 MW firm sale in years 2020 – 2024.



**Chart 5-B**  
**Load Duration Curve with Energy Efficiency Programs & Before Demand Response Programs**



## **6. RENEWABLE ENERGY AND ENERGY STORAGE**

The growth of renewable generation in the United States continued in 2018. According to EIA, in 2018, 6.6 GW of wind and 4.9 GW of utility-scale solar capacity were installed nationwide. Green Tech Media, a subsidiary of Wood Mackenzie, estimates 4.5 GW of small scale solar was added as well. Meanwhile, 12.9 GW of coal was retired in 2018 with no new coal-fired generation installed.<sup>4</sup>

North Carolina ranked third in the country in solar capacity added in 2018, and remains second behind only California in total solar capacity online. According to Green Tech Media, South Carolina ranked twelfth in 2018. Duke Energy's compliance with the North Carolina Renewable Energy and Energy Efficiency Portfolio Standards (NC REPS), the South Carolina Distributed Energy Resource Program (SC DER or SC Act 236), the Public Utility Regulatory Policies Act (PURPA) as well as the availability of the Federal Investment Tax Credit (ITC) were key factors behind the high penetration of solar.

The interconnection queue has remained steady compared to 2018, with the DEP and DEC combined solar queue representing approximately 12 GW. Key drivers to queue growth have been North Carolina House Bill 589 (NC HB 589), the implementation of the SC DER Program and anticipated further growth in South Carolina via Act 62 (described below), and favorable avoided cost rates and 15-year contract terms for QFs under PURPA that previously existed in North Carolina pre- NC HB 589.

The implementation of NC HB 589, and the passage of Act 62 in SC are significant to the amount of solar projected to be operational during the planning horizon. Growing customer demand, the federal ITC, and declining installed solar costs make solar capacity the Company's primary renewable energy resource in the 2019 IRP. The following key assumptions regarding renewable energy were included in the 2019 IRP:

- Installed solar capacity increases in DEP from 3,005 MW in 2020 to 4,629 MW in 2034 with approximately 100 MW of usable AC storage coupled with solar included;
- Compliance with NC REPS continues to be met through a combination of solar, other renewables, EE, and Renewable Energy Certificate (REC) purchases;
- Achievement of the SC Act 236 goal of 39 MW of solar capacity located in DEP; and

<sup>4</sup> All renewable energy GW/MW represent GW/MW-AC (alternating current) unless otherwise noted.

- Implementation of NC HB 589 and continuing solar cost declines drive solar capacity growth above and beyond NC REPS requirements and SC Act 236 requirements, and in support of SC Act 62.

***NC HB 589 Competitive Procurement of Renewable Energy (CPRE):***

NC HB 589 established a competitive solicitation process, known as the Competitive Procurement of Renewable Energy (CPRE), which calls for the addition of 2,660 MW of competitively procured renewable resources across the Duke Energy Balancing Authority Areas over a 45-month period. On July 10, 2018, Duke issued a request for bids for the first tranche of CPRE, requesting 600 MW in DEC and 80 MW in DEP. On April 9, 2019 the independent administrator selected 12 projects totaling 515 MW in DEC and two projects totaling 83 MW in DEP. Both DEP projects are third party owned although one of the DEP projects will be transmission tied in NC and the other will be distribution tied in SC. See the annual CPRE Program Plan included as Attachment II for additional details.

The Companies expect to request the same amount of system capacity in the second tranche of CPRE as the first (600 MW in DEC and 80 MW in DEP). Given continued increases in capacity referred to in this document as the “Transition MW”, the Companies will continue to monitor potential impacts on future tranche volumes. These “Transition MW” represent the total capacity of renewable generation projects in the combined Duke Balancing Authority area that are (1) already connected; or (2) have entered into purchase power agreements (PPAs) and interconnection agreements (IAs) as of the end of the 45-month competitive procurement period, and which are not subject to curtailment or economic dispatch. The total CPRE target of 2,660 MW will vary based on the amount of Transition MW at the end of the 45-month period, which NC HB 589 expected to total 3,500 MW. If the aggregate capacity in the Transition MW exceeds 3,500 MW, the competitive procurement volume of 2,660 MW will be reduced by the excess amount. As of August 2019, there are approximately 3,700 MW that currently meet NC HB 589’s definition of “Transition MW”, meaning CPRE will be reduced by a minimum of 200 MW. The company believes the Transition may exceed 3,500 MW by as much as 1,400 MW, and possibly more depending on the extent to which Act 62 drives new solar growth in SC by the end of the 45-month CPRE period.

***NC and SC Interconnection Queues:***

Through the end of 2018, DEP had approximately 2,500 MW of utility scale solar on its system, with over 450 MW interconnecting in 2018. When renewable resources were evaluated for the 2019 IRP,

DEP reported another approximately 500 MW of third party solar under construction and more than 6,500 MW in the interconnection queue. Table 6-A contains interconnection queue information for renewable resources which provides details on the number of pending projects and pending capacity by state.

**Table 6-A: Renewable Interconnection Queue as of 7-31-19**  
**Annual IRP Interconnection Queue**  
Report as of: 07-31-2019

Report Month End: 07-31-2019

OPCO: DEP

Facility State: NC,SC

Utility	Facility State	Energy Source Type	Number of Pending Projects	Pending Capacity (MW AC)
DEP	NC	Battery	4	864.8
		Biomass	1	4.2
		Other	1	14.0
		Solar	231	4,148.3
	<b>NC Total</b>		<b>248</b>	<b>5,031.3</b>
	SC	Solar	144	2,494.9
	<b>SC Total</b>		<b>144</b>	<b>2,494.9</b>
<b>DEP Total</b>			<b>392</b>	<b>7,526.2</b>

Projecting future solar connections from the interconnection queue presents a significant challenge due to the large number of project cancellations, ownership transfers, interconnection studies required, and the unknown outcome of which projects will be selected through the CPRE program.

DEP's contribution to the Transition depends on many variables including connecting projects under construction, the expected number of projects in the queue with a PPA and IA, SC Act 62, and SC DER Program Tier I. As of May 31, 2019, DEP had approximately 2,700 MW of solar capacity with a PPA and IA, and roughly 100 MW of non-solar renewable capacity with PPAs that extend through the 45-month CPRE period. A number of additional projects in the queue are expected to acquire both a PPA and IA prior to the expiration of the 45-month period defined in NC HB 589, potentially resulting in approximately an additional 800 MW contributing to the Transition. In total, DEP may contribute roughly three-quarters of the Transition MW with DEC accounting for the remaining quarter.

***NC REPS Compliance:***

DEP remains committed to meeting the requirements of NC REPS, including the poultry waste, swine waste, and solar set-asides, and the general requirement, which will be met with additional renewable and energy efficiency resources. DEP's long-term general compliance needs are expected to be met through a combination of renewable resources, including RECs obtained through the NC HB 589 competitive procurement process. For details of DEP's NC REPS compliance plan, please reference the NC REPS Compliance Plan, included as Attachment I to this IRP.

***NC HB-589 Competitive Procurement and Utility-Owned Solar:***

DEP continues to evaluate utility-owned solar additions to grow its renewables portfolio. DEP owns and operates four utility-scale solar projects, totaling 141 MW-AC, as part of its efforts to encourage emission free generation resources and help meet its compliance targets:

- Camp Lejeune Solar Facility – 13 MW, located in Onslow County, NC placed in service in November 2015;
- Warsaw Solar Facility – 65 MW, located in Duplin County, NC placed in service in December 2015;
- Fayetteville Solar Facility – 23 MW, located in Bladen County, NC placed in service in December 2015; and
- Elm City Solar Facility – 40 MW, located in Wilson County, NC placed in service in March 2016.

No more than 30% of the CPRE Program requirement may be satisfied through projects in which Duke Energy or its affiliates have an ownership interest at the time of bidding. DEP intends to bid into the second tranche of the CPRE and will also evaluate the potential for acquiring facilities where appropriate. NC HB 589 does not stipulate a limit for DEP's option to acquire projects from third parties that are specifically proposed in the CPRE RFP as acquisition projects, though any such project will not be procured unless determined to be among the most cost-effective projects submitted.

***Additional Factors Impacting Future Solar Growth:***

A number of factors impact the Company's forecasting of future solar growth in the Carolinas. First, potential changes in the Company's avoided cost in either NC or SC may impact the development of

projects under PURPA, NC HB 589, and SC Act 62. Avoided cost forecasts are subject to variability due to changes in factors such as natural gas and coal commodity prices, system energy and demand requirements, the level and cost of generation ancillary service requirements and interconnection costs. PURPA requires utilities to purchase power from QFs at or below the utility's avoided cost rates. NC HB 589 requires that competitive bids are priced below utility's avoided cost rates, as approved by the NCUC, in order to be selected. Therefore, the cost of solar is a critical input for forecasting how much solar will materialize in the future.

Solar costs are also influenced by other variables. Panel prices have historically decreased at a significant rate and are expected to continue to decline. However, in January 2018, President Trump announced a tariff on solar modules and cells with a rate of 30% in year 1, declining 5% per year until the fourth and final year in which the tariff rate is 15%. Additional factors that could put upward pressure on solar costs include direct interconnection costs, as well as costs incurred to maintain the appropriate operational control of the facilities. Finally, as panel prices have decreased, there has been more interest in installing single-axis tracking (SAT) systems (as demonstrated in CPRE tranche 1) and/or systems with higher inverter load ratios (ILR) which change the hourly profile of solar output and increase expected capacity factors. DEP now models fixed tilt and SAT system hourly profiles with a range of ILR's as high as 1.6 (DC/AC ratio).

In summary, there is a great deal of uncertainty in both the future avoided costs applicable to solar and the expected price of solar installations in the years to come. As a result, the Company will continue to closely monitor and report on these changing factors in future IRP and competitive procurement filings.

***NC HB 589 Customer Programs:***

In addition to the CPRE program, NC HB 589 offers direct renewable energy procurement for major military installations, public universities, and other large customers, as well as a community solar program. These programs will complement the existing SC Act 236 Programs and upcoming SC Act 62 programs.

As part of NC HB 589, the renewable energy procurement program for large customers such as military installations and universities enables large customers to procure renewable energy attributes from new renewable energy resources. The program allows for up to 600 MW of total capacity, with set asides for military installations (100 MW of the 600 MW) and the University of North Carolina

(UNC) system (250 MW of the 600 MW). The 2019 IRP base case assumes all 600 MW of this program materialize, with the DEP/DEC split expected to be roughly 45/55. If all 600 MW are not utilized, the remainder will roll back to the competitive procurement, increasing its volume.

The community solar portion of NC HB 589 calls for up to 20 MW of shared solar in DEP. This program is similar to the SC Act 236 shared solar program, and allows customers who cannot or do not want to put solar on their property to take advantage of the economic and environmental benefits of solar by subscribing to the output of a centralized facility. The 2019 IRP Base Cases assume that all 20 MW of the NC HB 589 shared solar program materializes.

NC HB 589 also calls for a rebate program for rooftop solar. The rebate program opened in July 2018 and the program has spurred greater interest in solar installations and therefore, more net metered customers in NC. Residential and non-residential capacity limits were quickly fully subscribed in 2018 and 2019. In 2018, DEP NC installed approximately 11 MW of rooftop solar, more than triple the capacity installed in 2017. Through June of 2019, installed rooftop solar capacity is approximately 8 MW or only three MW short of 2018 totals.

#### ***SC Act 236 and SC Act 62:***

Steady progress continues to be made with the first two tiers of the SC DER Program summarized below, completion of which would unlock the third tier:

- Tier I: 13 MW of solar capacity from facilities each >1 MW and < 10 MW in size.
- Tier II: 13 MW of behind-the-meter solar facilities for residential, commercial and industrial customers, each  $\leq 1$  MW, 25% of which must be  $\leq 20$  kilowatts (kW). Since Tier II is behind the meter, the expected solar generation is embedded in the load forecast as a reduction to expected load.
- Tier III: Investment by the utility in 13 MW of solar capacity from facilities each >1 MW and <10 MW in size. Upon completion of Tiers I and II (to occur no later than 2021), the Company may directly invest in additional solar generation to complete Tier III.

DEP has executed two PPAs to complete Tier I which will result in 15 MW, 5 MW of which are currently operational. Tier II incentives have resulted in growth in private solar in DEP, as nearly 16 MW of rooftop solar has been installed in DEP SC.

The Company launched its first Shared Solar program as part of Tier I. Duke Energy designed its initial SC Shared Solar program to have appeal to residential and commercial customers who rent or lease their premises, residential customers who reside in multifamily housing units or shaded housing or for whom the relatively high up-front costs of solar PV make net metering unattainable, and non-profits who cannot monetize the ITC. The program capacity is 1 MW including 200 kW set aside for customers earnings less than 200% of the federal poverty line. As of the end of June 2019, 52 kW was subscribed. The unreserved 800 kW of capacity sold out within 60 days due to the program's strong economic proposition.

SC Act 62 passed in South Carolina on May 16, 2019. SC Act 62 will likely drive additional PURPA solar as DEP must offer fixed price PPAs to certain small power producers at avoided cost for a contract term of 10 years. The 10-year rate is applicable for projects located in SC until DEP has executed IAs and PPAs with aggregated nameplate capacity equal to 20 percent of the previous 5-year average of DEP's SC retail peak load, or roughly 260 MW. After 260 MW have executed IAs and PPAs the Commission will determine conditions, rates, and terms of length for future contracts. Given there is roughly 2,500 MW of solar pending in DEP SC, the Company expects to easily meet 260 MW within the IRP planning period. The Company intends to closely monitor the capacity with executed IAs and PPAs, evaluate impacts on the HB 589 Transition MW and corresponding reduction in CPRE volume.

SC Act 62 also called for additional customer programs, requiring the utilities to file voluntary renewable energy programs within 120 days of the Act passing, encouraging additional community solar. The Company has a proposed voluntary renewable energy program pending before the Commission, which would create a 150 MW program for DEC and DEP SC combined (37 MW in DEP) offering up to 15-year PPA's. The Companies are considering whether additional community solar should be pursued.

Finally, SC Act 62 lifted the cap on net metering, requiring the Company to offer net metering through June 1, 2021. No later than January 1, 2020, the Commission will open a docket to establish a solar choice metering tariff to go into effect for customer applications received after May 31, 2021.

***Wind:***

DEP considers wind a potential energy resource in the long term to support increased renewables portfolio diversity, long-term general compliance needs, as well as a potential resource for further



carbon reduction. However, investing in wind inside of DEP's footprint may be challenging in the short-term, primarily due to a lack of suitable sites, permitting challenges, and more modest capital cost declines relative to other renewable technologies like solar. Opportunities may exist to transmit wind energy into the Carolinas from out of state regions where wind is more cost-effective. The Company will continue to monitor the economic feasibility of offshore wind as well.

***Summary of Expected Renewable Resource Capacity Additions:***

The 2019 IRP incorporates the Base Case renewable capacity forecast below. This case includes renewable capacity components of the Transition MW of NC HB 589, such as capacity required for compliance with NC REPS, PURPA purchases, the SC DER Program, and the additional three components of NC HB 589 (competitive procurement, renewable energy procurement for large customers, and community solar). The Base Case also includes additional projected solar growth beyond NC HB 589, and in support of expected growth from SC Act 62 and the Company's efforts to reduce carbon emissions. While certain regions of DEP may become saturated with solar, it is the Company's belief that continued declines in the installation cost of solar and storage, will enable solar and coupled "solar plus storage" systems to contribute to growing energy needs. The Company also believes supportive policies for solar and solar plus storage will continue to exist in NC and SC even beyond the NC HB 589 procurement horizon.

Given two DEC projects in the first tranche of CPRE included storage, the Company is projecting a similar ratio of solar capacity coupled with storage in future tranches of CPRE. Additionally, the most recent avoided cost rate structures proposed in both NC and SC provide strong price incentives for QFs to shift energy from lower priced energy-only hours to hours that have higher energy and capacity prices. This new rate design provides appropriate incentives to encourage storage plus solar projects. The Company this year is also projecting that a significant amount of incremental solar beyond NC HB 589 will be coupled with storage. Additional scenarios will be included in the 2020 IRP, but for now the 2019 base case assumes storage is DC coupled with solar, has a four-hour duration, and the maximum capacity of the battery storage is 25% of the max capacity of the solar. In total, DEP expects nearly 100 MW of storage coupled with solar by the end of 2034.

The Company anticipates a diverse portfolio including solar, biomass, hydro, storage, and other resources. Actual results could vary substantially for the reasons discussed previously, as well as other potential changes to legislative requirements, tax policies, technology costs, carbon prices, ancillary costs, interconnection costs, and other market forces. The details of the forecasted capacity

additions, including both nameplate and contribution to winter and summer peaks are summarized in Table 6-B below.

While solar is not at its maximum output at the time of DEP's expected peak load in the summer, solar's contribution to summer peak load is large enough that it may push the time of summer peak to a later hour if solar penetration levels continue to increase. However, solar is unlikely to have a similar impact on the morning winter peak due to little solar output in the morning hours. Solar capacity contribution percentages to summer and winter peak demands are assumed to be the same as those used in the 2018 IRP. Note, however the solar contribution to peak values now also include additional contributions provided by storage coupled with solar, assumed to be 80% of the storage capacity installed.

**Table 6-B: DEP Base Case Total Renewables**

DEP Base Renewables - Compliance + Non-Compliance									
	MW Nameplate			MW Contribution to Summer Peak			MW Contribution to Winter Peak		
	Solar	Biomass/ Hydro	Total	Solar	Biomass/ Hydro	Total	Solar	Biomass/ Hydro	Total
2020	3,005	264	3,269	1,052	264	1,316	30	264	294
2021	3,274	116	3,390	1,111	116	1,227	33	116	149
2022	3,477	116	3,593	1,142	116	1,257	35	116	151
2023	3,784	113	3,897	1,185	113	1,298	40	113	152
2024	3,987	112	4,099	1,206	112	1,318	42	112	154
2025	4,069	105	4,174	1,214	105	1,319	43	105	148
2026	4,157	105	4,262	1,234	105	1,338	54	105	159
2027	4,210	48	4,258	1,246	48	1,294	62	48	110
2028	4,262	44	4,306	1,259	44	1,303	70	44	114
2029	4,325	33	4,359	1,273	33	1,307	79	33	113
2030	4,381	32	4,413	1,287	32	1,319	87	32	120
2031	4,441	32	4,473	1,301	32	1,333	96	32	129
2032	4,491	31	4,522	1,313	31	1,344	104	31	135
2033	4,563	30	4,593	1,330	30	1,360	114	30	144
2034	4,629	30	4,659	1,345	30	1,376	124	30	154

Solar includes 0.5% per year degradation

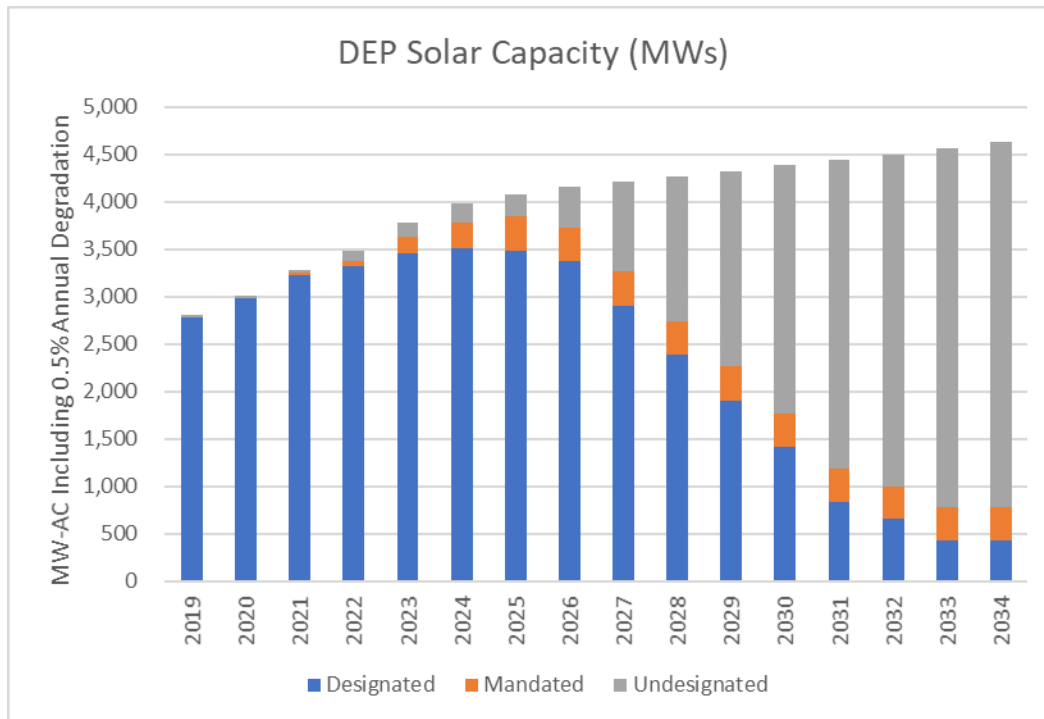
Capacity listed excludes REC Only Contracts

Contribution to peak based on 2018 Astrape analysis plus 80% estimated capacity value for storage that is coupled with solar

As a number of solar contracts are expected to expire over the IRP planning period, the Company is additionally breaking down its solar forecast into three buckets described below:

- **Designated:** Contracts that are already connected today or those who have yet to connect but have an executed PPA are assumed to be designated for the duration of the purchase power contract.
- **Mandated:** Capacity that is not yet under contract but is required through legislation (examples include future tranches of CPRE, the renewables energy procurement program for large customers, and community solar under NC HB 589 as well as SC Act 236)
- **Undesignated:** Additional capacity projected beyond what is already designated or mandated. Expiring solar contracts are assumed to be replaced in kind with undesignated solar additions. Such additions could include existing providers or new facilities that enter into contracts that have yet to be executed.

The chart below shows DEP’s breakdown of these three buckets through the planning period. Note for avoided cost purposes, the Company only includes the Designated and Mandated buckets in the base case. For pricing the second tranche of CPRE, the Company includes the Designated bucket only.



**Energy Storage**

The Company is assessing the integration of battery storage technology into its portfolio of assets. Battery storage costs are expected to continue to decline, which may make this resource a viable option for grid support services, including frequency regulation, solar smoothing during periods with high incidences of intermittency, as well as, the potential to provide overall energy and capacity value. Energy storage can also provide value to the transmission and distribution (T&D) system by deferring or eliminating traditional upgrades and can be used to improve reliability and power quality to locations on the Company’s distribution system. This approach results in stacked benefits which couples value streams from the Transmission, Distribution, and Generation systems. This unique evaluation process falls outside of the Company’s traditional IRP process which focuses primarily on meeting future generation needs reliably and at the lowest possible cost. This new approach to evaluating technologies that have generation, transmission and distribution value is being addressed through the ISOP enhancements, discussed further in the following section.

The Company has begun investing in multiple grid-connected storage systems dispersed throughout its North and South Carolina service territories that will be located on property owned by the Company or leased from its customers. These deployments will allow for a more complete evaluation of potential benefits to the distribution, transmission and generation system while also providing actual operations and maintenance cost impacts of batteries deployed at a significant scale. This will allow the Company to explore the nature of new offerings desired by customers and fill knowledge gaps such as how the Company can best integrate battery storage into its daily operations. The Company will work with Generation, Transmission and Distribution organizations in this evaluation process, utilizing the ISOP framework. The goal is to optimize the location to couple localized T&D system benefits with bulk system benefits, and to minimize cost and maximize benefits for its customers. The Company believes such investments are consistent with the direction of state policy in both NC and SC under the NC HB 589 and SC DER Program respectively, as well as the most recently proposed avoided cost rates in both states. Additionally, the Company plans to further study the capacity value of storage in the Carolinas with any learnings to be included in the 2020 IRP

## **7. INTEGRATED SYSTEM & OPERATIONS PLANNING (ISOP)**

The concept of ISOP was introduced in the 2018 IRP filed in NC and SC. Duke continues to view this effort as a natural evolution in the planning process to address continued trends in technology development, declining cost projections for grid-tied technologies, and customer preferences for distributed energy resources such as roof-top solar and end-use electrification such as electric vehicles (EVs). The anticipated growth of energy resources on (or closer to) the grid edge, particularly energy storage, will require utilities to move beyond the traditional utility distribution and transmission planning practice of analysis that considers only a few snapshots of system conditions at discrete points in time. Moving forward, analysis of the distribution and transmission systems will need to account for increasing volatility of net demand (load less variable distributed resources), which will require significant changes to modeling inputs and tools.

Recognizing that development of new tools and analytical methods involve significant uncertainty of timing and outcomes, Duke's goal at this point is to implement the basic elements of ISOP in the 2022 IRPs for the Carolinas. This timeline is based on the Company's perspective that ISOP will provide additional analytic tools and planning processes to support future IRPs as the potential for distributed energy resources grows and as the electrification of the transportation sector and other end-uses begin to have more significant impacts on energy planning, as a whole. To be clear, the ISOP effort is not prejudging the analytical outcome of the effort, but rather is intended to enhance the planning methodology and tool sets to enable a fair and thorough evaluation of resources in an evolving energy marketplace. It should be noted that changes introduced by a stakeholder engagement process or potential rulemaking by NCUC or PSCSC could impact the ISOP timeline.

One of the first steps in this process is development of an hourly forecast of projected load and DER output for each distribution circuit that covers a sufficient time horizon. This granular forecast is required to determine potential operational issues and costs at the circuit level as well as to capture potential benefits of deferred capacity additions for DERs. Given the size of the Company's system, this effort involves a significant time and resource commitment to gather the necessary input data and build the forecasting models required to support this extensive level of granular forecasting. For example, Duke is developing models to enable derivation of hourly forecasts for 4500+ distribution circuits in the Carolinas covering a ten-year horizon.

Additionally, new modeling capabilities are necessary to perform hourly power flow analysis of the effects of DERs. Duke has been working with the Electric Power Research Institute (EPRI), as well as a 3<sup>rd</sup> party industry leader in distribution modeling, to develop an Advanced Distribution Planning (ADP) tool capable of evaluating both traditional and non-traditional solutions on the distribution

system, which requires analyzing distribution circuits for potential violations on an hourly basis. The development and testing effort for the basic ADP functionality is targeted to be rolled out progressively to DEC and DEP Distribution Planners during 2021. Subsequent development efforts will focus on adding more robust capability such as multi-circuit analysis of more complex switching, combinations of traditional and non-traditional solutions, etc.

Basic functionality of the ADP toolset will include the ability to evaluate DERs (including energy storage) as a potential solution, and determine the hourly pattern where the DER would be utilized to address local issues. In the case of energy storage, the unutilized hours of the resource can then be evaluated for additional value at the transmission and bulk generation levels, where feasible. This points out the need for coordination and data integration between the respective models across distribution, transmission, and generation planning disciplines to assess value across multiple use cases for DERs, which will add significant complexity. One practical implication is that the envisioned coordinated modeling processes will likely require more time than the current stand-alone generation planning processes, which could impact the development timeline for future IRPs.

Duke is also testing an established 3<sup>rd</sup> party DC transmission power flow model to develop an effective hourly power flow analysis process to complement the AC power flow model used for transmission planning today. The DC power flow analysis could be used for screening over much broader time periods to help identify hours and conditions that may warrant more detailed AC power flow analysis in conventional transmission planning processes. As it relates to ISOP modeling coordination, the hourly DC power flow model would be used to develop the need profile where there are opportunities to utilize energy storage as a non-traditional solution on the transmission system. The value of remaining hours of energy storage availability could then be evaluated at the bulk level.

Enhanced generation production cost models are expected to provide additional areas of improvement in the planning process. Duke continues to refine the quantification of ancillary requirements associated with intermittent resources, such as solar and while also working on the development of on-shore and off-shore wind ancillary requirements to evaluate benefits of a more diverse renewable resource mix in the Carolinas. Additionally, enhancements to hourly production cost models can help to better represent the sub-hourly impact of intermittent resources as well as the ability of energy storage to mitigate such costs. Duke is exploring the ability of sub-hourly models to address these challenges, as shown in the filing for the Solar Integration Services Charge (SISC) agreed to between Duke and the NC Public Staff and filed with the NCUC on May 21, 2019.

Finally, it should be noted that outreach has been and remains an important part of the ISOP effort. Over the last several years, the Company's ISOP development team has gathered input from other

utilities, national labs, EPRI, consultants, and academic groups to inform our vision and work-scope to better address the challenges of modeling renewables and energy storage at both the distributed and bulk levels. We recognize that there is also interest in these ISOP development efforts from our regulators and customers, as well as environmental advocates, business interest groups and other stakeholders. Duke has initiated outreach to stakeholders in recent months, providing an overview of the ISOP process and inviting feedback regarding a potential stakeholder engagement process to continue the constructive dialog. It is important to note that DEC and DEP Balancing Areas include both NC and SC resources and load obligations, and both states have benefitted from the economies of scale from a large system with a combined planning process. As such, ISOP-related stakeholder engagement requires both NC and SC stakeholder representatives to ensure balanced outcomes for customers in both states. As part of the broader outreach effort, Duke will also support the NARUC-NASEO Task Force on Comprehensive Energy Planning (CEP). The Company views this as an important collaborative effort to support the building up and sharing of knowledge necessary to address the challenges and opportunities of incorporating non-traditional solutions across the respective planning disciplines within varying utility, regulatory, and market structures.



## **8. WESTERN CAROLINAS MODERNIZATION PROGRAM (WCMP)**

The WCMP has five primary components, all of which are moving forward on schedule:

- Complete construction of two 280 MW new combined cycle natural-gas fired units at the Asheville Plant to serve DEP's system in NC and SC.
- Retire the Asheville Coal Plant by Jan. 31, 2020.
- Improvements to the transmission and distribution system.
- Addition of at least 15 MW of solar in DEP-West.
- Addition of at least 5 MW of energy storage in DEP-West.

In 2016, the Energy Innovation Task Force (EITF), comprised of a diverse group of community leaders, was convened by Duke Energy Progress, City of Asheville and Buncombe County to:

1. Avoid or delay the construction of the planned contingent CT.
2. Transition DEP-West to a smarter, cleaner and affordable energy future.

As referenced in the 2018 Integrated Resource Plan, through community collaboration in DEP-West, specifically Buncombe County, the contingent CT has been pushed out beyond the horizon of this 15-year planning analysis.

The Energy Innovation Task Force, through its external-facing movement the Blue Horizons Project, had great success toward both goals during 2018/2019.

### Energy Efficiency and Demand-side Management

The group continues to engage and leverage grassroots networks to increase demand-side management with both residential and non-residential customers; increase adoption and uptake in energy efficiency programs; and make purposeful and deliberate investments in renewables and storage.

The EnergyWise Home and Business programs continue to be priority areas to drive peak demand reductions in the region. As evidenced in the goal results, performance on this front has been strong. Following are some of the key drivers of this success:

1. Community advocacy: Several organizations, including those known for their advocacy of clean and sustainable energy solutions, have visibly and tangibly advocated for local home and business participation in EnergyWise. This grass roots support has had both direct and

indirect positive impacts on results that have been achieved. It has increased awareness that the benefits of the programs go far beyond the financial incentives that are offered and it has made Duke Energy's marketing and sales efforts more effective as a result.

2. Duke Energy Marketing/Sales: Aggressive efforts to encourage EnergyWise participation have continued. Co-branding with the Blue Horizons Project has helped make third-party advocacy more effective. A continuation of door-to-door campaigning has also proven to be effective.
3. Multi-Family/Rental Properties: A focused effort has been undertaken to pursue multi-family and rental properties, which has been a relatively underperforming segment for EnergyWise participation. Modifications to the load control switches have been made to enable installation of these applications, and work is underway to engage directly with landlords to encourage participation for their properties.

Additionally, in December 2018, the NCUC approved the Pay for Performance program to be piloted in the Asheville/Buncombe County area. This work is being completed by Community Action Opportunities and the Greenbuilt Alliance. There have been excellent results with the diversity of measures installed and the clear need in the community.

### **Distributed Energy Resources**

Construction is complete on the Company's first DEP-West microgrid (solar and storage) in the Great Smoky Mountains National Park. Construction is underway for a battery storage project adjacent to a company-owned substation in south Asheville, near Rock Hill Road. The Company is starting construction on a large solar/storage microgrid project in Hot Springs, N.C.

In DEP's 2018 Integrated Resource Plan, the Company included a placeholder for 140 MW of battery storage, of which approximately 50 MW are planned to be deployed in the Western Carolinas. These grid-connected battery storage projects are intended to provide solutions for the transmission and distribution systems with the possibility of simultaneously providing benefits to DEP's generation resource portfolio. Since the utility is ultimately responsible for system reliability, DEP is the natural owner and operator of battery storage, which supports this critical objective for its customers.

### **What's Next**

In late 2018, both Asheville (City) and Buncombe County (County) passed 100 percent clean/renewable energy goals, joining several other local governments in North Carolina that have

set similar goals. The goals require both the City and County achieve the 100 percent targets for operations by 2030, and for all homes and businesses by 2042.

Considering the 100 percent goals set by the City and County, the EITF determined that its objectives should be updated to reflect achievement of the goals. The Energy Innovation Task Force has started its work to rename itself and redirect its goals toward helping the City of Asheville and Buncombe County meet their aggressive renewable energy goals.

The partnership between the City, County, and Duke Energy, through the EITF will be critical to enable achievement of the very ambitious goals that have been set.

## **9. DEVELOPMENT OF RESOURCE PLAN**

The following section details the Company's expansion plan and resource mix that is required to meet the needs of DEP's customers over the next 15 years. The section also includes a discussion of resource adequacy, the various technologies considered during the development of the IRP, as well as, a summary of the resources required in the No Carbon Case.

Tables 9-A and 9-B represent the winter and summer Load, Capacity, and Reserves (LCR) tables for the Base Case.

**Table 9-A Load, Capacity and Reserves Table – Winter**

**Winter Projections of Load, Capacity, and Reserves  
for Duke Energy Progress 2019 Annual Plan**

	2020	2021	2022	2023	2024	2025	2026	2027	2028	2029	2030	2031	2032	2033	2034
<b>Load Forecast</b>															
1 DEP System Winter Peak	14,522	14,523	14,687	14,819	15,069	15,237	15,415	15,670	15,876	16,084	16,302	16,512	16,727	16,921	17,113
2 Firm Sale	150	150	150	150	150	0	0	0	0	0	0	0	0	0	0
3 Cumulative New EE Programs	(48)	(90)	(131)	(170)	(226)	(271)	(309)	(344)	(375)	(394)	(419)	(439)	(451)	(460)	(459)
<b>4 Adjusted Duke System Peak</b>	<b>14,623</b>	<b>14,584</b>	<b>14,707</b>	<b>14,799</b>	<b>14,993</b>	<b>14,965</b>	<b>15,106</b>	<b>15,326</b>	<b>15,502</b>	<b>15,690</b>	<b>15,883</b>	<b>16,073</b>	<b>16,276</b>	<b>16,461</b>	<b>16,653</b>
<b>Existing and Designated Resources</b>															
5 Generating Capacity	13,941	14,123	13,626	13,626	13,626	13,626	13,398	13,398	13,398	13,404	12,351	12,361	12,361	12,361	12,361
6 Designated Additions / Uprates	566	0	0	0	0	4	0	0	6	0	10	0	0	0	0
7 Retirements / Derates	(384)	(497)	0	0	0	(232)	0	0	0	(1,053)	0	0	0	0	(1,409)
<b>8 Cumulative Generating Capacity</b>	<b>14,123</b>	<b>13,626</b>	<b>13,626</b>	<b>13,626</b>	<b>13,626</b>	<b>13,398</b>	<b>13,398</b>	<b>13,398</b>	<b>13,404</b>	<b>12,351</b>	<b>12,361</b>	<b>12,361</b>	<b>12,361</b>	<b>12,361</b>	<b>10,952</b>
<b>Purchase Contracts</b>															
<b>9 Cumulative Purchase Contracts</b>	<b>2,193</b>	<b>2,599</b>	<b>2,470</b>	<b>2,429</b>	<b>2,152</b>	<b>1,971</b>	<b>1,407</b>	<b>894</b>	<b>552</b>	<b>551</b>	<b>550</b>	<b>550</b>	<b>547</b>	<b>33</b>	<b>32</b>
Non-Compliance Renewable Purchases	103	35	37	39	41	42	42	39	37	36	35	35	33	33	32
Non-Renewables Purchases	2,090	2,565	2,433	2,389	2,110	1,929	1,365	855	515	515	515	515	514	0	0
<b>Undesignated Future Resources</b>															
10 Nuclear															
11 Combined Cycle						1,341		1,341							
12 Combustion Turbine									470	1,880		470		940	1,410
13 Short-Term Market Purchases	200	100	200	100	500	(200)	(100)	(200)	(100)	(500)					
<b>Renewables</b>															
<b>14 Cumulative Renewables Capacity</b>	<b>191</b>	<b>114</b>	<b>114</b>	<b>113</b>	<b>113</b>	<b>106</b>	<b>117</b>	<b>71</b>	<b>77</b>	<b>77</b>	<b>85</b>	<b>94</b>	<b>102</b>	<b>112</b>	<b>121</b>
Renewables w/o Storage	191	114	114	111	111	104	104	50	48	39	39	40	40	40	40
Solar w/ Storage (Solar Component)	0	0	0	0	0	0	1	1	1	2	2	3	3	3	4
Solar w/ Storage (Storage Component)	0	0	0	2	2	2	13	20	28	36	44	52	59	68	77
<b>15 Combined Heat &amp; Power</b>	<b>0</b>	<b>0</b>	<b>0</b>	<b>0</b>	<b>0</b>	<b>0</b>	<b>0</b>	<b>0</b>	<b>0</b>	<b>0</b>	<b>0</b>	<b>0</b>	<b>0</b>	<b>0</b>	<b>0</b>
<b>16 Grid-connected Energy Storage</b>	<b>12</b>	<b>12</b>	<b>12</b>	<b>14</b>	<b>14</b>	<b>16</b>	<b>16</b>	<b>16</b>	<b>0</b>	<b>0</b>	<b>0</b>	<b>0</b>	<b>0</b>	<b>0</b>	<b>0</b>
<b>17 Cumulative Production Capacity</b>	<b>16,719</b>	<b>16,663</b>	<b>16,746</b>	<b>16,818</b>	<b>17,055</b>	<b>17,797</b>	<b>17,160</b>	<b>17,758</b>	<b>17,798</b>	<b>18,124</b>	<b>18,141</b>	<b>18,620</b>	<b>18,625</b>	<b>19,060</b>	<b>19,071</b>
<b>Demand Side Management (DSM)</b>															
<b>18 Cumulative DSM Capacity</b>	<b>478</b>	<b>487</b>	<b>495</b>	<b>505</b>	<b>514</b>	<b>520</b>	<b>525</b>	<b>530</b>	<b>536</b>	<b>541</b>	<b>547</b>	<b>553</b>	<b>558</b>	<b>564</b>	<b>571</b>
<b>19 Cumulative Capacity w/ DSM</b>	<b>17,197</b>	<b>17,150</b>	<b>17,241</b>	<b>17,323</b>	<b>17,569</b>	<b>18,317</b>	<b>17,685</b>	<b>18,288</b>	<b>18,334</b>	<b>18,665</b>	<b>18,688</b>	<b>19,172</b>	<b>19,183</b>	<b>19,625</b>	<b>19,642</b>
<b>Reserves w/ DSM</b>															
20 Generating Reserves	2,574	2,567	2,534	2,525	2,577	3,352	2,580	2,962	2,833	2,975	2,805	3,100	2,908	3,164	2,988
<b>21 % Reserve Margin</b>	<b>17.6%</b>	<b>17.6%</b>	<b>17.2%</b>	<b>17.1%</b>	<b>17.2%</b>	<b>22.4%</b>	<b>17.1%</b>	<b>19.3%</b>	<b>18.3%</b>	<b>19.0%</b>	<b>17.7%</b>	<b>19.3%</b>	<b>17.9%</b>	<b>19.2%</b>	<b>17.9%</b>

**Table 9-B Load, Capacity and Reserves Table – Summer**

Summer Projections of Load, Capacity, and Reserves  
for Duke Energy Progress 2098 Annual Plan

	2020	2021	2022	2023	2024	2025	2026	2027	2028	2029	2030	2031	2032	2033	2034
<b>Load Forecast</b>															
1 DEP System Summer Peak	13,194	13,281	13,409	13,574	13,732	13,902	14,143	14,304	14,536	14,723	14,936	15,138	15,355	15,569	15,799
2 Firm Sale	150	150	150	150	150	0	0	0	0	0	0	0	0	0	0
3 Cumulative New EE Programs	(62)	(99)	(134)	(170)	(204)	(239)	(276)	(309)	(338)	(364)	(385)	(403)	(418)	(432)	(440)
<b>4 Adjusted Duke System Peak</b>	<b>13,283</b>	<b>13,332</b>	<b>13,424</b>	<b>13,554</b>	<b>13,679</b>	<b>13,663</b>	<b>13,867</b>	<b>13,995</b>	<b>14,198</b>	<b>14,359</b>	<b>14,551</b>	<b>14,735</b>	<b>14,937</b>	<b>15,136</b>	<b>15,360</b>
<b>Existing and Designated Resources</b>															
5 Generating Capacity	12,734	12,852	12,473	12,473	12,473	12,475	12,299	12,299	12,303	12,303	11,262	11,262	11,262	11,262	11,262
6 Designated Additions / Uprates	496	0	0	0	2	0	0	4	0	6	0	0	0	0	0
7 Retirements / Derates	(378)	(379)	0	0	0	(176)	0	0	0	(1,047)	0	0	0	0	(1,392)
<b>8 Cumulative Generating Capacity</b>	<b>12,852</b>	<b>12,473</b>	<b>12,473</b>	<b>12,473</b>	<b>12,475</b>	<b>12,299</b>	<b>12,299</b>	<b>12,303</b>	<b>12,303</b>	<b>11,262</b>	<b>11,262</b>	<b>11,262</b>	<b>11,262</b>	<b>11,262</b>	<b>9,870</b>
<b>Purchase Contracts</b>															
<b>9 Cumulative Purchase Contracts</b>	<b>2,688</b>	<b>3,190</b>	<b>3,100</b>	<b>3,128</b>	<b>2,925</b>	<b>2,759</b>	<b>1,668</b>	<b>1,315</b>	<b>1,302</b>	<b>1,290</b>	<b>1,278</b>	<b>1,267</b>	<b>1,255</b>	<b>759</b>	<b>749</b>
Non-Compliance Renewable Purchases	722	719	765	809	844	859	843	829	817	804	793	782	771	759	749
Non-Renewables Purchases	1,967	2,471	2,335	2,319	2,080	1,899	825	485	485	485	485	485	484	0	0
<b>Undesignated Future Resources</b>															
10 Nuclear															
11 Combined Cycle						1,241		1,241							
12 Combustion Turbine									426	1,278		426		852	1,278
13 Short Term Market Purchases	200	100	200	100	500	(200)	(100)	(200)	(100)	(500)					
<b>Renewables</b>															
<b>14 Cumulative Renewables Capacity</b>	<b>594</b>	<b>507</b>	<b>492</b>	<b>492</b>	<b>477</b>	<b>462</b>	<b>514</b>	<b>493</b>	<b>525</b>	<b>553</b>	<b>587</b>	<b>623</b>	<b>654</b>	<b>693</b>	<b>730</b>
Renewables w/o Storage	594	507	492	487	472	457	482	444	458	466	482	499	514	532	549
Solar w/ Storage (Solar Component)	0	0	0	3	3	3	19	29	39	51	61	72	81	93	104
Solar w/ Storage (Storage Component)	0	0	0	2	2	2	13	20	28	36	44	52	59	68	77
<b>15 Combined Heat &amp; Power</b>	<b>0</b>	<b>0</b>	<b>0</b>	<b>0</b>	<b>0</b>	<b>0</b>	<b>0</b>	<b>0</b>	<b>0</b>	<b>0</b>	<b>0</b>	<b>0</b>	<b>0</b>	<b>0</b>	<b>0</b>
<b>16 Grid-connected Energy Storage</b>	<b>12</b>	<b>12</b>	<b>12</b>	<b>14</b>	<b>14</b>	<b>16</b>	<b>16</b>	<b>16</b>	<b>0</b>	<b>0</b>	<b>0</b>	<b>0</b>	<b>0</b>	<b>0</b>	<b>0</b>
<b>17 Cumulative Production Capacity</b>	<b>16,346</b>	<b>16,495</b>	<b>16,601</b>	<b>16,743</b>	<b>17,041</b>	<b>17,742</b>	<b>16,619</b>	<b>17,306</b>	<b>17,651</b>	<b>17,404</b>	<b>17,426</b>	<b>17,877</b>	<b>17,896</b>	<b>18,291</b>	<b>18,204</b>
<b>Demand Side Management (DSM)</b>															
<b>18 Cumulative DSM Capacity</b>	<b>917</b>	<b>941</b>	<b>960</b>	<b>974</b>	<b>982</b>	<b>986</b>	<b>990</b>	<b>995</b>	<b>1,000</b>	<b>1,005</b>	<b>1,009</b>	<b>1,015</b>	<b>1,020</b>	<b>1,025</b>	<b>1,031</b>
<b>19 Cumulative Capacity w/ DSM</b>	<b>17,263</b>	<b>17,436</b>	<b>17,561</b>	<b>17,717</b>	<b>18,022</b>	<b>18,728</b>	<b>17,609</b>	<b>18,301</b>	<b>18,651</b>	<b>18,408</b>	<b>18,435</b>	<b>18,891</b>	<b>18,915</b>	<b>19,316</b>	<b>19,235</b>
<b>Reserves w/ DSM</b>															
20 Generating Reserves	3,981	4,104	4,137	4,163	4,344	5,065	3,742	4,305	4,453	4,049	3,884	4,156	3,979	4,180	3,875
<b>21 % Reserve Margin</b>	<b>30.0%</b>	<b>30.8%</b>	<b>30.8%</b>	<b>30.7%</b>	<b>31.8%</b>	<b>37.1%</b>	<b>27.0%</b>	<b>30.8%</b>	<b>31.4%</b>	<b>28.2%</b>	<b>26.7%</b>	<b>28.2%</b>	<b>26.6%</b>	<b>27.6%</b>	<b>25.2%</b>

## DEP - Assumptions of Load, Capacity, and Reserves Table

The following notes are numbered to match the line numbers on the Winter Projections of Load, Capacity, and Reserves table. All values are MW (winter ratings) except where shown as a percent.

1. Planning is done for the Winter peak demand for the Duke Energy Progress System.
2. Firm sale of 150 MW through 2024.
3. Cumulative energy efficiency and conservation programs (does not include demand response programs).
4. Peak load adjusted for firm sales and cumulative energy efficiency.
5. Existing generating capacity reflecting designated additions, planned uprates, retirements and derates as of July 1, 2019.
6. Designated Capacity Additions include:  
  
Planned nuclear uprates totaling 26 MW in the 2020 - 2030 timeframe.  
  
560 MW Asheville combined cycle addition in November 2019.
7. Planned Retirements include:  
  
384 MW Asheville Coal Units 1-2 in November 2019.  
  
497 MW Darlington CT Units 1-6, 8 and 10 by December 2020.  
  
232 MW Blewett CT Units 1-4 and Weatherspoon CT units 1-4 in December 2024.  
  
1,053 MW Roxboro Units 1-2 in December 2028  
  
1,409 MW Roxboro Units 3-4 in December 2033  
  
Planning assumptions for nuclear stations assume subsequent license renewal at the end of the current license. 797 MW Robinson 2 is assumed to be relicensed in 2030.  
  
All retirement dates are subject to review on an ongoing basis. Dates used in the 2019 IRP are for planning purposes only, unless already planned for retirement.
8. Sum of lines 5 through 7.

**DEP - Assumptions of Load, Capacity, and Reserves Table (cont.)**

9. Cumulative Purchase Contracts including purchased capacity from PURPA Qualifying Facilities.

Additional line items are shown under the total line item to show the amounts of renewable and traditional QF purchases.

10. New nuclear resources selected to meet load and minimum planning reserve margin

Capacity must be on-line by June 1 to be included in available capacity for the summer peak of that year and by December 1 to be included in available capacity for the winter peak of the following year.

No new nuclear resources were selected in the Base Case in the 15-year study period.

11. New combined cycle resources economically selected to meet load and minimum planning reserve margin.

Capacity must be on-line by June 1 to be included in available capacity for the summer peak of that year and by December 1 to be included in available capacity for the winter peak of the next year.

Addition of 1,341 MW of combined cycle capacity online December 2024

Addition of 1,341 MW of combined cycle capacity online December 2026.

12. New combustion turbine resources economically selected to meet load and minimum planning reserve margin.

Capacity must be on-line by June 1 to be included in available capacity for the summer peak of that year and by December 1 to be included in available capacity for the winter peak of the next year.

Addition of 470 MW of combustion turbine capacity online December 2027.

Addition of 1,880 MW of combustion turbine capacity online December 2028.

Addition of 470 MW of combustion turbine capacity online December 2030.

Addition of 940 MW of combustion turbine capacity online December 2032.



**DEP - Assumptions of Load, Capacity, and Reserves Table (cont.)**

Addition of 1,410 MW of combustion turbine capacity online December 2030.

13. Short-term market purchases needed to meet load and minimum planning reserve margin.
14. Resources to comply with NC REPS, NC HB 589 and SC Act 236 along with solar customer product offerings such as Green Source and SC DER Program were input as existing resources. The contribution to peak is subdivided into resources that do not include energy storage, and resources (solar) that are coupled with energy storage. The contribution to peak for solar coupled with energy storage is further subdivided into the contribution from the solar component and contribution from the storage component.
15. No new Combined Heat and Power projects are included.
16. Addition of 113 MW (80% of usable AC capacity) of energy storage over the years 2020 through 2027.
17. Sum of lines 8 through 17.
18. Cumulative Demand Side Management programs including load control and DSDR.
19. Sum of lines 18 and 19.
20. The difference between lines 20 and 4.
21. Reserve Margin = (Cumulative Capacity-System Peak Demand)/System Peak Demand

Line 21 divided by Line 4.

Minimum winter target planning reserve margin is 17%.

## **Resource Adequacy**

### ***Background:***

Resource adequacy refers to the ability of the electric system to supply the aggregate electrical demand and energy requirements of the end-use customers at all times, taking into account scheduled and reasonably expected unscheduled outages of system elements. Utilities require a margin of reserve generating capacity in order to provide reliable service. Periodic scheduled outages are required to perform maintenance, inspections of generating plant equipment, and to refuel nuclear plants. Unanticipated mechanical failures may occur at any given time, which may require shutdown of equipment to repair failed components. Adequate reserve capacity must be available to accommodate these unplanned outages and to compensate for higher than projected peak demand due to forecast uncertainty and weather extremes. DEP utilizes a reserve margin target in its IRP process to ensure resource adequacy. Reserve margin is defined as total resources minus peak demand, divided by peak demand. The reserve margin target is established based on probabilistic assessments of resource adequacy.

### ***2016 Resource Adequacy Study:***

DEP retained Astrapé Consulting in 2016 to conduct an updated resource adequacy study.<sup>5</sup> The updated study was warranted to account for the extreme weather experienced in the service territory in recent winter periods, and the significant amount of solar capacity that has been added to the system and in the interconnection queue. Solar resources provide meaningful capacity benefits in the summer since peak demand typically occurs in afternoon hours when the sun is shining and solar resources are available. However, solar resources contribute very little capacity value to help meet winter peak demands that typically occur in early morning hours.

Based on results of the 2016 resource adequacy assessment, the Company adopted a 17% minimum winter reserve margin target for scheduling new resource additions and incorporated this planning criterion beginning with the 2016 IRP. The Company plans to update all inputs and assumptions and conduct a new resource adequacy study to support the development of its 2020 IRP.

<sup>5</sup> Astrapé Consulting is an energy consulting firm with expertise in resource adequacy and integrated resource planning. Astrapé conducted resource adequacy studies for DEC and DEP in 2012 and 2016.

***Adequacy of Projected Reserves:***

The IRP provides general guidance in the type and timing of resource additions. Projected reserve margins will often be somewhat higher than the minimum target in years immediately following new generation additions since capacity is generally added in large blocks to take advantage of economies of scale. Large resource additions are deemed economic only if they have a lower Present Value Revenue Requirement (PVRR) over the life of the asset as compared to smaller resources that better fit the short-term reserve margin need.

DEP's resource plan reflects winter reserve margins ranging from approximately 17.1% to 22.4%. Reserves projected in DEP's IRP meet the minimum planning reserve margin target and thus satisfy the one day in 10 years LOLE criterion. Projected reserve margins exceed the minimum 17% winter target by 3% or more in 2025 as a result of a large combined cycle addition. Reserves projected in the Company's IRP are appropriate for providing an economic and reliable power supply.

***16% Winter Reserve Margin Sensitivity:***

The NCUC's April 16, 2018 Order Accepting Filing of 2017 Update Reports and Accepting 2017 REPS Compliance Plans in Docket No. E-100, Sub 147, concluded that DEC and DEP may continue to utilize the minimum 17% winter reserve margin for planning purposes in their 2018 IRPs. The Commission also required the Companies to present a sensitivity analysis in their 2018 IRPs that illustrates the impact of a 16% winter reserve margin, including the specific risk impact (LOLE) of using a 16% minimum reserve margin versus a 17% minimum reserve margin. For information purposes, the Company has also included a 16% reserve margin scenario in its 2019 IRP.

Table 9-C below shows a comparison of DEP's base case resource additions using a 17% winter reserve margin compared to a scenario using a 16% winter reserve margin. As illustrated in the table, use of a 16% reserve margin would result in changes to the short-term market purchases, a one-year deferral of a CT block from 2031 to 2032 and a one-year deferral of a CT block from 2033 to 2034. The reserve margins resulting from these changes are depicted in the table.

The 2016 resource adequacy study recommendation used a consensus of the DEC and DEP study results to establish a minimum 17% winter reserve margin target for the two companies. This minimum reserve margin target is needed to maintain an LOLE of one day in ten years (0.1 days/year). Based on results from the 2016 study, allowing the DEP reserve margin to decline to 16% for a given year would increase the loss of load expectation to approximately 0.13 days/year for DEP, which equates to one expected firm load shed event approximately every 7.7 years.

**Table 9-C: 16% Reserve Margin Sensitivity**

**Winter Projections of Load, Capacity, and Reserves  
for Duke Energy Progress 2019 Annual Plan**

	<b>(17% Reserve Margin Base Case)</b>														
	2020	2021	2022	2023	2024	2025	2026	2027	2028	2029	2030	2031	2032	2033	2034
<b>Adjusted System Peak Load (MW)</b>	14,623	14,584	14,707	14,799	14,993	14,965	15,106	15,326	15,502	15,690	15,883	16,073	16,276	16,461	16,653
<b>Undesignated Future Resources (MW)</b>															
Combined Cycle						1,341		1,341							
Combustion Turbine									470	1,880		470		940	1,410
Short-Term Market Purchase	200	100	200	100	500	(200)	(100)	(200)	(100)	(500)					
Generating Reserves	2,574	2,567	2,534	2,525	2,577	3,352	2,580	2,962	2,833	2,975	2,805	3,100	2,908	3,164	2,988
<b>% Reserve Margin</b>	<b>17.6%</b>	<b>17.6%</b>	<b>17.2%</b>	<b>17.1%</b>	<b>17.2%</b>	<b>22.4%</b>	<b>17.1%</b>	<b>19.3%</b>	<b>18.3%</b>	<b>19.0%</b>	<b>17.7%</b>	<b>19.3%</b>	<b>17.9%</b>	<b>19.2%</b>	<b>17.9%</b>
	<b>(16% Reserve Margin Scenario)</b>														
	2020	2021	2022	2023	2024	2025	2026	2027	2028	2029	2030	2031	2032	2033	2034
<b>Adjusted System Peak Load (MW)</b>	14,623	14,584	14,707	14,799	14,993	14,965	15,106	15,326	15,502	15,690	15,883	16,073	16,276	16,461	16,653
<b>Undesignated Future Resources (MW)</b>															
Combined Cycle						1,341		1,341							
Combustion Turbine									470	1,880			470	470	1,880
Short-Term Market Purchase		100	300	100	500		(100)	(300)	(100)	(500)					
Generating Reserves	2,374	2,367	2,434	2,425	2,477	3,452	2,680	2,962	2,833	2,975	2,805	2,630	2,908	2,694	2,988
<b>% Reserve Margin</b>	<b>16.2%</b>	<b>16.2%</b>	<b>16.6%</b>	<b>16.4%</b>	<b>16.5%</b>	<b>23.1%</b>	<b>17.7%</b>	<b>19.3%</b>	<b>18.3%</b>	<b>19.0%</b>	<b>17.7%</b>	<b>16.4%</b>	<b>17.9%</b>	<b>16.4%</b>	<b>17.9%</b>

## Technologies Considered

Similar to the 2018 IRP, the Company considered a diverse range of technology choices utilizing a variety of different fuels in order to meet future generation needs in the 2019 IRP. The Company conducted an economic screening analysis of various technologies as part of the 2019 IRP, with changes from the 2018 IRP highlighted below.

### Dispatchable (Winter Ratings)

- Base load – 782 MW Ultra-Supercritical Pulverized Coal with CCS
- Base load – 557 MW 2x1 IGCC with CCS
- Base load – 2 x 1,117 MW Nuclear Units (AP1000)
- Base load – **672 MW** – 1x1x1 Advanced Combined Cycle (No Inlet Chiller and Fired)
- Base load – **1,341 MW** – 2x2x1 Advanced Combined Cycle (No Inlet Chiller and Fired)
- Base load – 22 MW – Combined Heat & Power (Combustion Turbine)
- Base load – 9 MW – Combined Heat & Power (Reciprocating Engine)
- Base load – **720 MW** – Small Modular Reactor (SMR)
- **Peaking/Intermediate – 18 MW 2 x Reciprocating Engine Plant**
- Peaking/Intermediate – **197 MW** 4 x LM6000 Combustion Turbines (CTs)
- Peaking/Intermediate – **201 MW** 12 x Reciprocating Engine Plant
- Peaking/Intermediate – **756 MW** 2 x J-Class Combustion Turbines (CTs)
- Peaking/Intermediate – **940 MW** 4 x 7FA.05 Combustion Turbines (CTs)
- Storage – **10 MW / 10 MWh** Li-ion Battery
- **Storage – 10 MW / 20 MWh Li-ion Battery**
- **Storage – 10 MW / 40 MWh Li-ion Battery**
- Storage – **50 MW / 200 MWh** Li-ion Battery
- **Storage – 50 MW / 300 MWh Li-ion Battery**
- **Storage – 102 MW / 816 MWh Redox Flow Battery**
- Storage – 1,400 MW Pumped Storage Hydro (PSH)
- Renewable – 75 MW Wood Bubbling Fluidized Bed (BFB, biomass)
- Renewable – 5 MW Landfill Gas

### Non-Dispatchable (Nameplate)

- Renewable – 150 MW Wind - On-Shore
- Renewable – **75 MW** Solar PV, Fixed-tilt (FT)
- Renewable – **75 MW** Solar PV, Single Axis Tracking (SAT)
- Renewable – **75 MW Solar PV plus 20 MW / 80 MWh** Li-ion Battery

**Combined Cycle base capacities:** Based on proprietary third-party engineering studies, the Advanced CC saw minor increases in base load output. The 1x1x1 Advanced CC increased 5 MW while the 2x2x1 Advanced CC increased 2 MW.

**Small Modular Reactor base capacities:** As described in Appendix F of the 2018 IRP, the leading SMR design increased from 600 MW to 720 MW due to a 20% upgrade in the design. The 2019 update reflects the new 720 MW output of the proposed design.

**Combustion Turbine base capacities and technologies:** Based on proprietary third-party engineering studies, the CT technologies saw a minor change in winter capacity. The most significant change was the F-Frame CT, which increased 21 MW. Additionally, a smaller Reciprocating Engine of 18 MW was considered in addition to the 201 MW design. The G/H-Frame CTs were not considered in the updated IRP. However, as the Company begins the process of evaluating particular technologies for future undesignated generation needs, these technologies, along with other new technologies, may be considered based on factors such as generation requirements, plot size, new environmental regulations, etc.

**Energy Storage capacities and technologies:** Energy storage solutions, in particular batteries, continue to be viewed as an increasing necessity for support of grid services, including frequency regulation, solar smoothing, and/or energy shifting from localized renewable energy sources with a high incidence of intermittency (i.e. solar and wind). These technologies are capable of providing resiliency benefits and economic value for the utility and its customers. Duke Energy is committed to supporting emerging technologies that can complement more conventional technologies and is in a prime position to optimize the investment in batteries by dispatching them in a manner that directly benefits customers.

The updated IRP includes additional battery options, reflecting the continued change in the industry, to allow for larger batteries with increasing durations. The additional sizes allow for greater flexibility in deployment, and the increased capacities take advantage of economies of scale. Additionally, a Redox Flow Battery is now considered in addition to the Lithium-Ion options. Although Redox Flow Batteries are still in an immature state compared to Lithium-Ion batteries, the high cycling ability of Redox Flow Batteries and longer duration of storage shows promise to meet future grid requirements.

**Solar PV Capacity:** Solar PV continues to evolve as the industry matures. The capacity of solar PV was increased from 50 MW to 75 MW to reflect typical industry deployments.

**Solar PV Plus Storage Capacity and Usage:** Hybrid solar and storage projects have been deployed more frequently in the last year and continue to be announced across the country. The energy storage component of such a system can be dispatched in a variety of ways depending on price signals and needs of the broader DEP system. For instance, during winter months, DEP’s peak demand occurs during mornings when there is little to no solar energy being generated, but a solar facility coupled with energy storage can store solar energy from the previous day when that energy is less valued on the DEP system and dispatch it during those high-value, early winter morning hours. Additionally, there is value for the battery to supplement solar energy during times of cloud cover to “smooth” the output of the solar plus storage facility thereby reducing the effects of solar intermittency on the DEP system. The ability for a solar plus storage facility to both shift energy and smooth output may be limited based on the design of the hybrid facility, the terms of the battery warranty, and other constraints. For the purposes of the 2019 Update IRP, solar PV plus storage is modeled at 75 MW solar alongside a 20 MW battery with a 4-hour duration. This ratio of nameplate storage capacity to nameplate solar capacity is consistent with recent projects evaluated on the DEC and DEP systems.

### **Expansion Plan and Resource Mix**

A tabular presentation of the 2019 Base Case resource plan represented in the above LCR table is shown below:

**Table 9-D DEP Base Case Resources– Winter (with CO<sub>2</sub>)**

Duke Energy Progress Resource Plan <sup>(1)</sup>								
Base Case - Winter								
Year	Resource				MW			
2020	Asheville CC	Nuclear Uprates	Solar	Energy Storage	560	6	204	15
2021	Solar		Energy Storage		269		15	
2022	Solar			Energy Storage	203			15
2023	Solar + Storage		Solar	Energy Storage	10 (2)		297	18
2024	Solar			Energy Storage	203			18
2025	Nuclear Uprates	New CC	Solar	Energy Storage	4	1,341	82	20
2026	Solar + Storage		Solar	Energy Storage	54 (14)		34	20
2027	Solar + Storage	New CC	Solar	Energy Storage	37 (9)	1,341	16	20
2028	Nuclear Uprates	New CT	Solar + Storage	Solar	6	470	36 (9)	16
2029	New CT		Solar + Storage	Solar	1880		42 (11)	22
2030	Nuclear Uprates		Solar + Storage	Solar	10		38 (10)	18
2031	New CT		Solar + Storage	Solar	470		40 (10)	20
2032	Solar + Storage			Solar	35 (9)			15
2033	New CT		Solar + Storage	Solar	940		45 (12)	26
2034	New CT		Solar + Storage	Solar	1410		43 (11)	23

- Notes:
- (1) Table includes both designated and undesignated capacity additions
  - (2) Incremental solar additions represent nameplate ratings and do not include solar coupled with storage
  - (3) Incremental Energy Storage additions represent useable ACMW capacity
  - (4) Solar + Storage values in ( ) represent useable ACMW storage behind solar inverter
  - (5) Future additions of other renewables, EE and DSM not included
  - (6) Table does not include short term PPA purchases in 2020 through 2024.



**Table 9-E DEP Base Case Resources (with CO<sub>2</sub>) Cumulative Winter Totals**

**DEP Base Case Resources  
Cumulative Winter Totals - 2020 - 2034**

Nuclear	26
Solar	1,448
Solar + Storage	380 (97)
CC	3,242
CT	5,170
CHP	0
Energy Storage	141
Total	10,407

The following charts illustrate both the current and forecasted capacity by fuel type for the DEP system, as projected in the Base Case. As demonstrated in Chart 9-A, the capacity mix for the DEP system changes with the passage of time. In 2034, the Base Case projects that DEP will have a smaller percentage reliance on coal, nuclear and external purchases, and a higher reliance on gas-fired resources, renewable resources, energy storage and EE as compared to the current state.

**Chart 9-A 2020 & 2034 Base Case Winter Capacity Mix <sup>7</sup>**

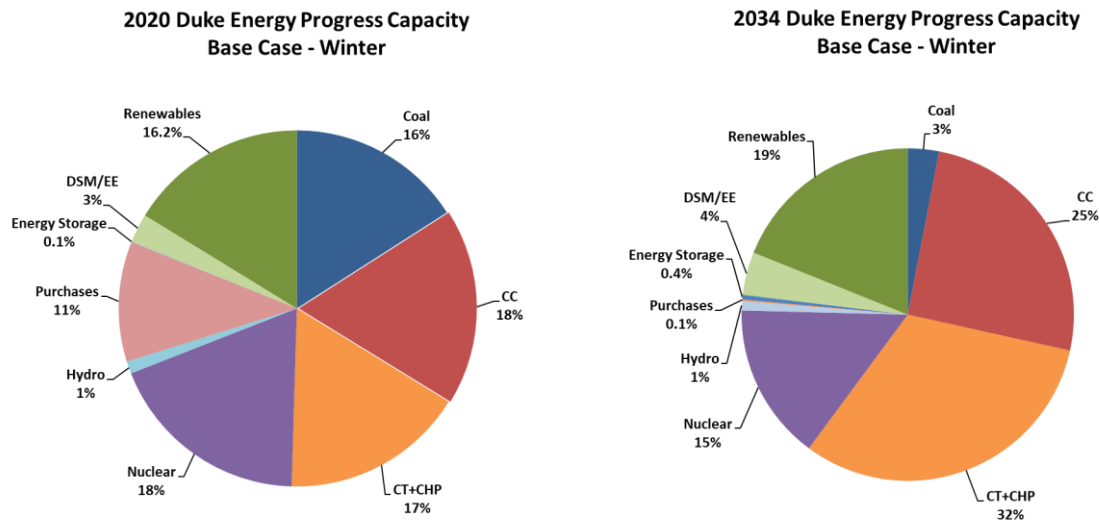
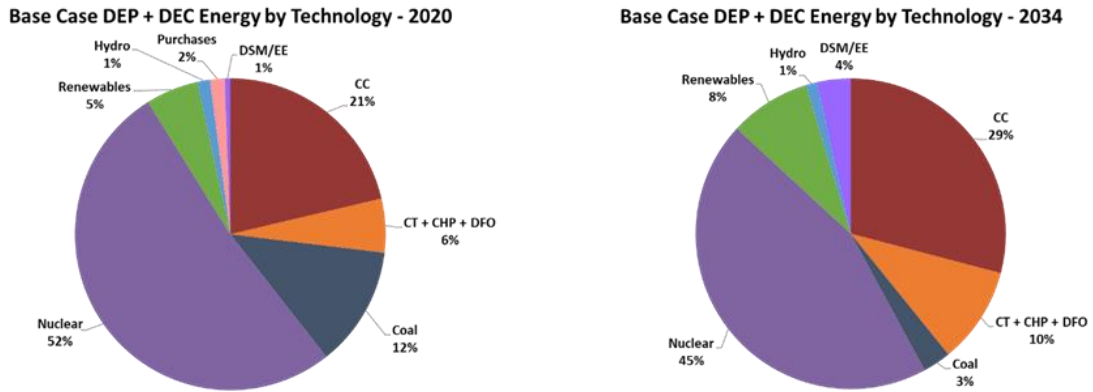


Chart 9-B represents the energy of both the DEC and DEP Base Case over time. Due to the joint dispatch agreement (JDA), it is prudent to combine the energy of both utilities to develop a meaningful energy figure. From 2020 to 2034, the figure shows that nuclear resources will continue to serve almost half of DEC and DEP energy needs, a reduction in the energy served by coal, and an increase in the energy served by natural gas, renewables and EE.

<sup>7</sup> EE represents incremental EE and does not reflect impacts of historical efforts.

**Chart 9-B 2020 & 2034 DEC and DEP Energy – Base Case**



As discussed earlier, the Company developed one additional case which represents a variation of the Base Case that assumes no carbon regulations. The expansion plan for this case is shown below in Table 9-F.

**Table 9-F No Carbon Case - Winter**

Duke Energy Progress Resource Plan <sup>(1)</sup>								
No CO <sub>2</sub> Case - Winter								
Year	Resource				MW			
2020	Asheville CC	Nuclear Uprates	Solar	Energy Storage	560	6	204	15
2021	Solar		Energy Storage		269		15	
2022	Solar			Energy Storage	203			15
2023	Solar + Storage		Solar	Energy Storage	10 (2)		297	18
2024	Solar			Energy Storage	203			18
2025	Nuclear Uprates	New CC	Solar	Energy Storage	4	1,341	82	20
2026	Solar + Storage		Solar	Energy Storage	54 (14)		34	20
2027	Solar + Storage	New CC	Solar	Energy Storage	37 (9)	1,341	16	20
2028	Nuclear Uprates	New CT	Solar + Storage	Solar	6	470	36 (9)	16
2029	New CT		Solar + Storage	Solar	1880		42 (11)	22
2030	Nuclear Uprates		Solar + Storage	Solar	10		38 (10)	18
2031	New CT		Solar + Storage	Solar	470		40 (10)	20
2032	Solar + Storage			Solar	35 (9)		15	
2033	New CT		Solar + Storage	Solar	940		45 (12)	26
2034	New CT		Solar + Storage	Solar	1410		43 (11)	23

- Notes:
- (1) Table includes both designated and undesignated capacity additions
  - (2) Incremental solar additions represent nameplate ratings and do not include solar coupled with storage
  - (3) Incremental Energy Storage additions represent useable ACMW capacity
  - (4) Solar + Storage values in ( ) represent useable ACMW storage behind solar inverter
  - (5) Future additions of other renewables, EE and DSM not included
  - (6) Table does not include short term PPA purchases in 2020 through 2024.

## **10. DEP FIRST RESOURCE NEED**

The IRP process provides a resource plan to most economically and reliably meet the projected load requirements and a reasonable reserve margin throughout the 15-year study period. In addition to load growth, planned unit retirements and expiring purchase power contracts contribute to the need for new generation resources.

The resources used to meet the load requirements fall into two categories: Designated and Undesignated. Designated resources are those resources that are in service, projects that have been granted a Certificate of Public Convenience and Necessity (CPCN) or Certificate of Environmental Compatibility and Public Convenience and Necessity (CECPCN), smaller capacity additions that are a result of unit uprates that are in the Companies' planning budget, firm market purchases over the duration of the signed contract or DSM/EE programs.

Undesignated resources include purchase power contracts that have not yet been executed and projected resources in the IRP that do not have a CPCN or CECPCN granted.

Additionally, firm market purchases, which include wholesale contracts, including renewable contracts, are assumed to end at the end of the currently contracted period. There is no guarantee that the counterparty will choose to sell, or the Company will agree to purchase its capacity after the contracted timeframe. Beyond the contract period the seller may elect to retire the resource or sell the output to an entity other than the Company. As such, contracted resources are deemed designated only for the duration of their legally enforceable contract.

Further, solar renewable contracts are broken down into three categories: Designated, Mandated and Undesignated. As discussed in Chapter 6, the definitions of each bucket are below:

- **Designated:** Contracts that are already connected today or those who have yet to connect but have an executed PPA are assumed to be designated for the duration of the purchase power contract.
- **Mandated:** Capacity that is not yet under contract but is required through legislation (examples include future tranches of CPRE, the renewables energy procurement program for large customers, and community solar under NC HB 589 as well as SC Act 236).
- **Undesignated:** Additional capacity projected beyond what is already designated or mandated. Expiring solar contracts are assumed to be replaced in kind with undesignated solar additions. Such additions could include existing providers or new facilities that enter into contracts that have yet to be executed.

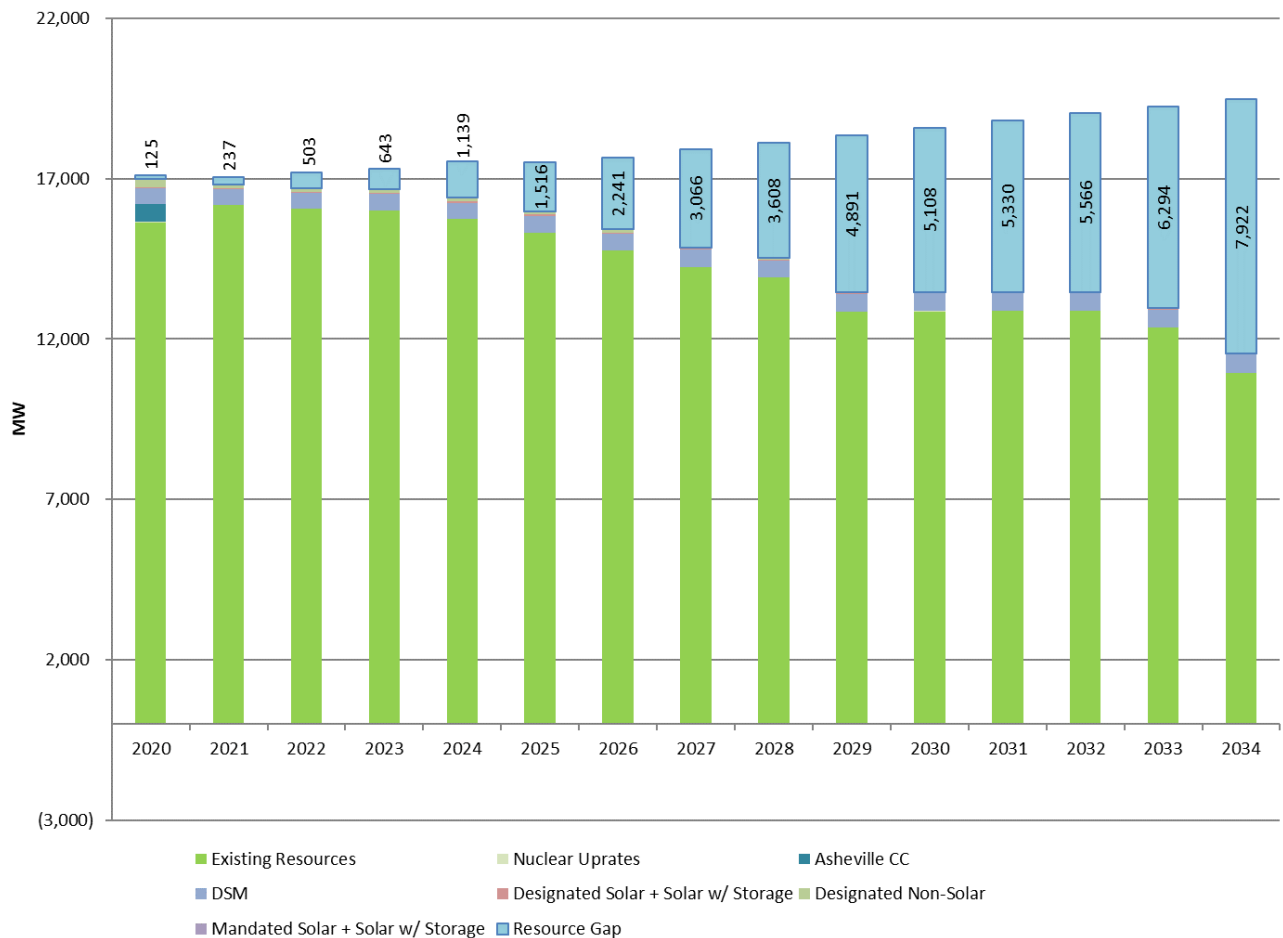
Only designated and mandated resources are considered when determining the first need for purposes of the determination of standard offer avoided capacity rates.

Designated resources have an impact on the determination of the first resource need in the IRP. A list of designated resources for DEP is below:

- Asheville Combined Cycle
- Designated and mandated renewable resources
- Nuclear Uprates
- Designated wholesale contracts
- DSM/EE programs

Including only the designated and mandated resources, Chart 10-A demonstrates the first need for DEP is in 2020. To the extent current contracts under negotiation become executed and move from an undesignated to a designated resource, the timing of the first need will change accordingly.

**Chart 10-A Load Resource Balance for DEP First Need**



## **11. SHORT-TERM ACTION PLAN**

The Company's Short-Term Action Plan, which identifies accomplishments in the past year and actions to be taken over the next five years, is summarized below:

### **Continued Reliance on EE and DSM Resources**

The Company is committed to continuing to grow the amount of EE and DSM resources utilized to meet customer growth. The following are the ways in which DEP will increase these resources:

- Continue to execute the Company's EE and DSM plan, which includes a diverse portfolio of EE and DSM programs spanning the residential, commercial, and industrial classes.
- Continue on-going collaborative work to develop and implement additional cost-effective EE and DSM products and services.
- Continue to seek enhancements to the Company's EE/DSM portfolio by: (1) adding new or expanding existing programs to include additional measures, (2) program modifications to account for changing market conditions and new measurement and verification (M&V) results and (3) other EE research & development pilots.
- Continue to seek additional DSM programs that will specifically benefit during winter peak situations.

### **Continued Focus on Renewable Energy Resources**

DEP is committed to the addition of significant renewable generation in its resource portfolio. Supporting policies such as SC Act 236, NC REPS, NC HB 589, and the newly signed SC Act 62 have all contributed to DEP's aggressive plans to grow its renewable resources. DEP is also committed to meeting its targets for the SC DER Program.

Under NC HB 589, DEP and DEC successfully procured approximately 550 MW of solar capacity through tranche one of CPRE and intend to request another 680 MW of solar capacity in the second tranche. The Companies also launched shared solar programs in SC and have proposed a voluntary renewable energy program totaling 150 MW pending before the SC Commission. These activities will be done in a manner that allows the Companies to continue to reliably and

cost-effectively serve customers' future energy needs. For further details, refer to Chapter 6, as well as Attachments I and II.

DEP continues to pursue CHP opportunities, as appropriate, and placeholders will be included in future IRPs.

### **Integration of Battery Storage on System**

The Company continues to identify locations to deploy energy storage on the DEP system. These deployments will allow for a more complete evaluation of potential benefits to the distribution, transmission and generation system while also providing actual operations and maintenance cost impacts of batteries deployed at a significant scale. The Company will work with generation, transmission and distribution departments in this evaluation process, utilizing the ISOP framework. The goal is to optimize the location to couple localized T&D system benefits with bulk system benefits, and to minimize cost and maximize benefits for its customers.

In line with these objectives, DEP will complete construction of a 9 MW battery storage project adjacent to a company-owned substation in south Asheville, near Rock Hill Road that will be used to help the electric system operate more efficiently and reliably for customers in that area. Additionally, the company is beginning construction on a 2 MW solar / 4 MW battery storage system microgrid project in Hot Springs, N.C. that was approved by the NCUC in May 2019. This asset will be used to improve reliability of the Hot Springs community while also provide benefits to allow the bulk system to operate more efficiently. There are a number of additional projects under development on both the transmission and distribution systems. The Company also plans to further study the capacity value of storage in the Carolinas and will include any learnings in the 2020 IRP.

### **Addition of Clean Natural Gas Resources**

- Continue to evaluate older CTs on the DEP system. The Company is evaluating the condition and economic viability of the older CTs on the system. In doing so, DEP is preparing for the potential retirement of these units. This includes determining the type of resources needed to reliably replace these units to maintain a minimum planning reserve margin.
  - Darlington CT Unit 5 was officially retired in May 2018.
  - Darlington CT Units 1-4, 6-8 and 10 are projected to retire in 2020.



- Weatherspoon and Blewett CT Units are projected to retire in 2024.
- Complete construction and commission the new combined cycle units at the Asheville facility (560 MW/ 495 MW winter/summer) by year-end 2019 as part of the Western Carolinas Modernization Project (WCMP).
  - Asheville Coal Units will retire upon the commercial operation of the Asheville combined cycle.
- Take actions to ensure capacity need beginning in the winter of 2025 is met. The 2019 IRP continues to project that the best resources to meet this 2025 demand are combined cycle units.

#### **Expiration of Wholesale Purchase Contracts and Short-Term Need**

The 2018 IRP reflected the impact of approximately 1,500 MW of purchase power contract expirations by 2025. The expiration of these contracts, along with the increase in the winter peak demand forecast and the planned retirement of nearly 500 MW of aging CT units at the Darlington CT Complex, created a significant short-term resource need. The Company has worked diligently to address this short-term need by issuing a Request for Proposals (RFP) resource solicitation in 2018. DEP received a significant response to the solicitation and, as a result, DEP is currently in the process of negotiating contracts with short-listed bidders to fulfill its near-term needs.

As discussed in Section 10, contracts that have been executed as part of this solicitation as of August 1, 2019 are included as firm designated resources in this year's IRP while others are still under negotiation. Contracts that have yet to be executed are not included as designated resources in the IRP and, as such, the IRP continues to reflect a resource need as early as the winter of 2020. The Company fully expects to fill this resource gap through future execution of these contracts.

#### **Subsequent License Renewal for Nuclear Power Plants**

Duke Energy will continue to evaluate SLR for all its nuclear plants and is actively working on DEC's Oconee Nuclear Station SLR application to extend the licenses to 80 years. The remaining nuclear sites will do likewise where the cost/benefit balance proves acceptable.

#### **Continued Focus on System Reliability and Resource Adequacy for the DEP System**

Based on results of the 2016 resource adequacy assessment, the Company adopted a 17% minimum winter reserve margin target for scheduling new resource additions and incorporated this planning

criterion beginning with the 2016 IRP. The Company plans to work with the state regulatory staffs to update all inputs and assumptions and conduct a new resource adequacy study to support the development of its 2020 IRP.

### **Continued Transition Toward Integrated System & Operations Planning:**

As introduced in the 2018 IRP and discussed in Chapter 7 of this Updated IRP, the traditional methods of utility resource planning are continuing to evolve. DEP is committed to moving toward an integrated planning process to meet the changing needs of planning in the future. The traditional methods of utility resource planning will be enhanced through an ISOP effort.

One key goal of ISOP is for the planning models to reasonably mimic the future operational realities to allow DEP to serve its customers with newer technologies. These enhancements in planning are being addressed and will be incorporated over the next several years, as soon as the modeling tools, processes and data development will allow.

### **Continued Focus on Evolving Regulations and Environmental Compliance:**

- As of December 2013, all of DEP's older, un-scrubbed coal units have been retired. In total, DEP has retired 1,600 MW of older vintage coal units since 2011. Additionally, over the same period, DEP has retired approximately 400 MW of older vintage fuel-oil turbines bringing total retirements to 2,000 MW.
- The 2019 IRP shows more than 1,100 MW of additional retirements over the 5-year duration of the short-term action plan with nearly 400 MW of coal being retired at the Asheville site and over 700 MW of combustion turbines being retired at the Darlington, Weatherspoon, and Blewett sites. Weatherspoon and Blewett are expected to retire in December 2024, making them unavailable for the winter of 2025. As such, they are not represented in Table 11-A. Additionally, nearly 2,500 MW of coal are expected to be retired at the Roxboro site over the remainder of the 15-year IRP horizon.
- Engage with state environmental agencies to determine the plan to implement the Affordable Clean Energy (ACE) Rule. The ACE Rule was published by the US EPA on July 8, 2019. The rule revokes and replaces the Clean Power Plan and establishes a requirement for states to develop carbon dioxide emissions standards for coal-fired electric utility generating units based on evaluation of certain heat rate improvement (efficiency) measures. ACE requires states to submit plans to the EPA by July 8, 2022, and facilities are required to demonstrate compliance within 2 years of that date (July 8, 2024). Various parties (including the State of North Carolina) have filed

litigation opposing EPA's action to replace the Clean Power Plan. However, unless the federal courts take action to stay the rule pending judgment, states and affected industry will be obligated to meet the deadlines established by the ACE Rule. Duke Energy does not have sufficient information to determine the impact of the ACE Rule on its facilities.

- Continue to stay informed of changes and updates to existing and potential environmental regulations such as the Mercury and Air Toxics Standards (MATS), the Coal Combustion Residuals Rule (CCR), the Cross-State Air Pollution Rule (CSAPR), and the new Ozone National Ambient Air Quality Standard (NAAQS). The Company will comply with any regulatory requirements associated with these regulations.
- Evaluate and monitor the draft NC Clean Energy Plan Issued on August 16, 2019, as it is finalized.

**Regulatory:**

- Continue to monitor energy-related statutory and regulatory activities.
- Continue to examine the benefits of joint capacity planning and pursue appropriate regulatory actions.
- Comply with all NCUC and PSCSC orders resulting from state specific legislation and pending regulatory dockets.

A summarization of the capacity resources over the next five years for the base plan in the 2019 IRP is shown in Table 11-A below. Capacity retirements and additions are presented as incremental values in the year in which the change is projected to impact the winter peak. The values shown for renewable resources, EE and DSM represent cumulative totals.

**Table 11-A DEP Short-Term Action Plan**

2019 Duke Energy Progress Short-Term Action Plan <sup>(1) (2)</sup>							
Year	Retirements	Additions <sup>(3)</sup>	Renewable Resources (Cumulative Nameplate MW)			Cumulative EE	DSM <sup>(6)</sup>
			Solar <sup>(4)</sup>	Solar w/ Storage <sup>(5)</sup>	Biomass/ Hydro		
2020	384 MW Asheville 1-2	560 MW Asheville CC 6 MW Nuc Uprate 15 MW Energy Storage 200 MW Short-Term PPA	3,005	0	264	48	478
2021	497 MW Darlington CT 1-4, 6-8, 10	15 MW Energy Storage 100 MW Short-Term PPA	3,274	0	116	90	487
2022		15 MW Energy Storage 200 MW Short-Term PPA	3,477	0	116	131	495
2023		18 MW Energy Storage 100 MW Short-Term PPA	3,774	10 w/ 2 Storage	113	170	505
2024		18 MW Energy Storage 500 MW Short-Term PPA	3,977	10 w/ 2 Storage	112	226	514

Notes:

- (1) Capacities shown in winter ratings unless otherwise noted.
- (2) Dates represent when the project impacts the winter peak.
- (3) Energy storage is grid-tied storage and represents total usable MW
- (4) Capacity is shown in nameplate ratings and does not include solar coupled with energy storage.
- (5) Solar coupled with storage; storage only charged from solar
- (6) Includes impacts of grid modernization.

## 12. CONCLUSIONS

DEP continues to focus on the needs of customers by meeting the growing demand in the most economical and reliable manner possible while improving the environmental footprint of its resource portfolio. The Company continues to improve the IRP process by determining best practices and making changes to more accurately and realistically represent the DEP System in its planning practices. The 2019 IRP represents a 15-year projection of the Company's plan to balance future customer demand and supply resources to meet this demand plus a 17% minimum winter planning reserve margin. Over the 15-year planning horizon, DEP expects to add 10,407 MW of generating resources in addition to the incremental EE and DSM already in the resource plan.

The Company focuses on the needs of the short-term, while keeping a close watch on market trends and technology advancements to meet the demands of customers in the long-term. The Company's short-term and long-term plans are summarized below:

### Short-Term

Over the next 5 years, DEP's 2019 IRP focuses on the following:

- Continue construction of the two new combined cycle units at the Asheville facility in the 2019 timeframe as part of the WCMP.
- Pursue investment in a limited number of battery storage projects to gain additional operational and technical experience with evolving utility-scale storage technologies.
- Take actions to ensure short-term system capacity needs beginning in 2020 are met.
- Take necessary steps to ensure that the combined cycle capacity need in 2025 is met.
- Procure CHP resources as cost-effective and diverse generation sources, as appropriate.
- Continue to meet NC REPS, SC Act 236 and NC HB 589 compliance plans.
- Implement requirements of SC Act 62.
- Continue to invest in EE and DSM in the Carolinas region.
- Continue to seek additional DSM programs that will specifically benefit during winter peak situations.
- Continue to transition toward Integrated System & Operations Planning.
- Conduct new resource adequacy study to support the development of 2020 IRP.
- Continue to study energy storage and solar plus storage capacity value.
- Retire Asheville coal units and Darlington 1-4, 6-8, and 10.
- Continue with plan for subsequent license renewal of existing nuclear units.

## **Long-Term**

Beyond the next 5 years, DEP's 2019 IRP focuses on the following:

- Continue to seek the most cost-effective, reliable resources to meet the growing customer demand in the service territory. Currently, those are new combined cycle units and combustion turbine units in the 15-year planning horizon.
- Continue evaluating and deploying storage and zero-emitting-load-following resources in order to better integrate increasing levels of intermittent renewable resources on the DEP system.
- Continue to reduce the carbon footprint of the Company's generation portfolio.
- Continue discussions with other potential steam hosts to pursue CHP opportunities, as appropriate.
- Continue to meet NC REPS, SC Act 236 and NC HB 589 compliance plans and invest in additional cost-effective and diverse renewable resources.
- Continue implementing all portions of the NC HB 589 bill.
- Continue to grow and enhance cost-effective EE and DSM in the Carolinas region.
- Plan for the retirements of Weatherspoon and Blewett CTs and Roxboro 1-4 coal units.

DEP's goal is to continue to diversify the DEP system by adding a variety of cost-effective, reliable, clean resources to meet customer demand. Over the next 15 years, the Company projects filling the increasing demand with investments in natural gas, renewables, storage, EE and DSM.

**13. DUKE ENERGY PROGRESS OWNED GENERATION**

Duke Energy Progress’ generation portfolio includes a balanced mix of resources with different operating and fuel characteristics. This mix is designed to provide energy at the lowest reasonable cost to meet the Company’s obligation to serve its customers. Duke Energy Progress-owned generation, as well as purchased power, is evaluated on a real-time basis to select and dispatch the lowest-cost resources to meet system load requirements.

The tables below list the Duke Energy Progress’ plants in service in North Carolina (NC) and South Carolina (SC) with plant statistics, and the system’s total generating capability.

**Existing Generating Units and Ratings <sup>1,3</sup>**  
**All Generating Unit Ratings are as of January 1, 2019 unless otherwise noted.**

Coal						
	Unit	Winter (MW)	Summer (MW)	Location	Fuel Type	Resource Type
Asheville	1	192	189	Arden, NC	Coal	Intermediate
Asheville	2	192	189	Arden, NC	Coal	Intermediate
Mayo <sup>2</sup>	1	746	727	Roxboro, NC	Coal	Intermediate
Roxboro	1	380	379	Semora, NC	Coal	Intermediate
Roxboro	2	673	668	Semora, NC	Coal	Intermediate
Roxboro <sup>2</sup>	3	698	694	Semora, NC	Coal	Intermediate
Roxboro <sup>2</sup>	4	711	698	Semora, NC	Coal	Intermediate
Total Coal		3,592	3,544			

Duke Energy Progress  
Integrated Resource Plan  
2019 Update Report  
PUBLIC

<b>Combustion Turbines</b>						
	<b>Unit</b>	<b>Winter (MW)</b>	<b>Summer (MW)</b>	<b>Location</b>	<b>Fuel Type</b>	<b>Resource Type</b>
Asheville	3	185	160	Arden, NC	Natural Gas/Oil	Peaking
Asheville	4	185	160	Arden, NC	Natural Gas/Oil	Peaking
Blewett	1	17	13	Lilesville, NC	Oil	Peaking
Blewett	2	17	13	Lilesville, NC	Oil	Peaking
Blewett	3	17	13	Lilesville, NC	Oil	Peaking
Blewett	4	17	13	Lilesville, NC	Oil	Peaking
Darlington	1	63	50	Hartsville, SC	Natural Gas/Oil	Peaking
Darlington	2	61	48	Hartsville, SC	Oil	Peaking
Darlington	3	63	50	Hartsville, SC	Natural Gas/Oil	Peaking
Darlington	4	60	48	Hartsville, SC	Oil	Peaking
Darlington	6	62	43	Hartsville, SC	Oil	Peaking
Darlington	7	61	47	Hartsville, SC	Natural Gas/Oil	Peaking
Darlington	8	62	44	Hartsville, SC	Oil	Peaking
Darlington	10	65	49	Hartsville, SC	Oil	Peaking
Darlington	12	133	118	Hartsville, SC	Natural Gas/Oil	Peaking
Darlington	13	133	116	Hartsville, SC	Natural Gas/Oil	Peaking
Smith <sup>4</sup>	1	189	157	Hamlet, NC	Natural Gas/Oil	Peaking
Smith <sup>4</sup>	2	187	156	Hamlet, NC	Natural Gas/Oil	Peaking
Smith <sup>4</sup>	3	185	155	Hamlet, NC	Natural Gas/Oil	Peaking
Smith <sup>4</sup>	4	186	159	Hamlet, NC	Natural Gas/Oil	Peaking
Smith <sup>4</sup>	6	187	145	Hamlet, NC	Natural Gas/Oil	Peaking
Sutton	4	49	39	Wilmington, NC	Natural Gas/Oil	Peaking
Sutton	5	49	39	Wilmington, NC	Natural Gas/Oil	Peaking
Wayne	1/10	192	177	Goldsboro, NC	Oil/Natural Gas	Peaking
Wayne	2/11	192	174	Goldsboro, NC	Oil/Natural Gas	Peaking
Wayne	3/12	193	173	Goldsboro, NC	Oil/Natural Gas	Peaking
Wayne	4/13	191	170	Goldsboro, NC	Oil/Natural Gas	Peaking
Wayne	5/14	195	163	Goldsboro, NC	Oil/Natural Gas	Peaking
Weatherspoon	1	41	31	Lumberton, NC	Natural Gas/Oil	Peaking
Weatherspoon	2	41	31	Lumberton, NC	Natural Gas/Oil	Peaking
Weatherspoon	3	41	32	Lumberton, NC	Natural Gas/Oil	Peaking
Weatherspoon	4	<u>41</u>	<u>30</u>	Lumberton, NC	Natural Gas/Oil	Peaking
Total NC		2,597	2,203			
Total SC		<u>763</u>	<u>613</u>			
Total CT		3,360	2,816			



Duke Energy Progress  
Integrated Resource Plan  
2019 Update Report  
PUBLIC

<b>Combined Cycle</b>						
	<b>Unit</b>	<b>Winter (MW)</b>	<b>Summer (MW)</b>	<b>Location</b>	<b>Fuel Type</b>	<b>Resource Type</b>
Lee	CT1A	225	170	Goldsboro, NC	Natural Gas/Oil	Base
Lee	CT1B	227	170	Goldsboro, NC	Natural Gas/Oil	Base
Lee	CT1C	228	170	Goldsboro, NC	Natural Gas/Oil	Base
Lee	ST1	379	378	Goldsboro, NC	Natural Gas/Oil	Base
Smith <sup>4</sup>	CT7	194	154	Hamlet, NC	Natural Gas/Oil	Base
Smith <sup>4</sup>	CT8	194	153	Hamlet, NC	Natural Gas/Oil	Base
Smith <sup>4</sup>	ST4	182	169	Hamlet, NC	Natural Gas/Oil	Base
Smith <sup>4</sup>	CT9	216	174	Hamlet, NC	Natural Gas/Oil	Base
Smith <sup>4</sup>	CT10	216	175	Hamlet, NC	Natural Gas/Oil	Base
Smith <sup>4</sup>	ST5	248	248	Hamlet, NC	Natural Gas/Oil	Base
Sutton	CT1A	224	170	Wilmington, NC	Natural Gas/Oil	Base
Sutton	CT1B	224	171	Wilmington, NC	Natural Gas/Oil	Base
Sutton	ST1	<u>271</u>	<u>266</u>	Wilmington, NC	Natural Gas/Oil	Base
Total CC		3,028	2,568			

<b>Hydro</b>						
	<b>Unit</b>	<b>Winter (MW)</b>	<b>Summer (MW)</b>	<b>Location</b>	<b>Fuel Type</b>	<b>Resource Type</b>
Blewett	1	4	4	Lilesville, NC	Water	Intermediate
Blewett	2	4	4	Lilesville, NC	Water	Intermediate
Blewett	3	4	4	Lilesville, NC	Water	Intermediate
Blewett	4	5	5	Lilesville, NC	Water	Intermediate
Blewett	5	5	5	Lilesville, NC	Water	Intermediate
Blewett	6	5	5	Lilesville, NC	Water	Intermediate
Marshall	1	2	2	Marshall, NC	Water	Intermediate
Marshall	2	2	2	Marshall, NC	Water	Intermediate
Tillery	1	21	21	Mt. Gilead, NC	Water	Intermediate
Tillery	2	18	18	Mt. Gilead, NC	Water	Intermediate
Tillery	3	21	21	Mt. Gilead, NC	Water	Intermediate
Tillery	4	24	24	Mt. Gilead, NC	Water	Intermediate
Walters	1	36	36	Waterville, NC	Water	Intermediate
Walters	2	40	40	Waterville, NC	Water	Intermediate
Walters	3	<u>36</u>	<u>36</u>	Waterville, NC	Water	Intermediate
Total Hydro		227	227			

<b>Nuclear</b>						
	<b>Unit</b>	<b>Winter (MW)</b>	<b>Summer (MW)</b>	<b>Location</b>	<b>Fuel Type</b>	<b>Resource Type</b>
Brunswick <sup>2</sup>	1	975	938	Southport, NC	Uranium	Base
Brunswick <sup>2</sup>	2	953	932	Southport, NC	Uranium	Base
Harris <sup>2</sup>	1	1009	964	New Hill, NC	Uranium	Base
Robinson	2	<u>797</u>	<u>741</u>	Hartsville, SC	Uranium	Base
Total NC		2,937	2,834			
Total SC		797	741			
Total Nuclear		3,734	3,575			

<b>Solar <sup>5</sup></b>						
	<b>Unit</b>	<b>Winter (MW)</b>	<b>Summer (MW)</b>	<b>Location</b>	<b>Fuel Type</b>	<b>Resource Type</b>
NC Solar		1.4	49.3	NC	Solar	Intermittent

<b>Total Generation Capability</b>		
	<b>Winter Capacity (MW)</b>	<b>Summer Capacity (MW)</b>
TOTAL DEP SYSTEM - N.C.	12,382	11,425
TOTAL DEP SYSTEM - S.C.	1,560	1,354
TOTAL DEP SYSTEM	13,942	12,779

Note 1: Ratings reflect compliance with NERC reliability standards.

Note 2: Duke Energy Progress completed the purchase from NCEMC of jointly owned Roxboro 4, Mayo 1, Brunswick 1 & 2 and Harris 1 units effective 7/31/2015.

Note 3: Resource type based on NERC capacity factor classifications which may alternate over the forecast period.

Note 4: Richmond County Plant renamed to Sherwood H. Smith Jr. Energy Complex.

Note 5: Solar capacity ratings reflect contribution to winter and summer peak values.

Planned Uprates			
Unit	Completion Date	Winter MW	Summer MW
Brunswick 1 <sup>1</sup>	Spring 2024	4	2
Brunswick 2 <sup>1</sup>	Spring 2027	6	4
Brunswick 2 <sup>1</sup>	Spring 2029	4	2
Brunswick 2 <sup>1</sup>	Spring 2029	6	4

Note 1: Capacity not reflected in Existing Generating Units and Ratings section.

Retirements					
Unit & Plant Name	Location	Capacity (MW) Winter / Summer		Fuel Type	Retirement Date
Cape Fear 5	Moncure, NC	148	144	Coal	10/1/12
Cape Fear 6	Moncure, NC	175	172	Coal	10/1/12
Cape Fear 1A	Moncure, NC	14	11	Combustion Turbine	3/31/13
Cape Fear 1B	Moncure, NC	14	12	Combustion Turbine	3/31/13
Cape Fear 2A	Moncure, NC	15	12	Combustion Turbine	3/31/13
Cape Fear 2B	Moncure, NC	14	11	Combustion Turbine	10/1/12
Cape Fear 1	Moncure, NC	12	11	Steam Turbine	3/31/11
Cape Fear 2	Moncure, NC	12	7	Steam Turbine	3/31/11
Darlington 5	Hartsville, SC	66	51	Combustion Turbine	5/31/18
Darlington 9	Hartsville, SC	65	50	Combustion Turbine	6/30/17
Darlington 11	Hartsville, SC	67	52	Combustion Turbine	11/8/15
Lee 1	Goldsboro, NC	80	74	Coal	9/15/12
Lee 2	Goldsboro, NC	80	68	Coal	9/15/12
Lee 3	Goldsboro, NC	252	240	Coal	9/15/12
Lee 1	Goldsboro, NC	15	12	Combustion Turbine	10/1/12
Lee 2	Goldsboro, NC	27	21	Combustion Turbine	10/1/12
Lee 3	Goldsboro, NC	27	21	Combustion Turbine	10/1/12
Lee 4	Goldsboro, NC	27	21	Combustion Turbine	10/1/12
Morehead 1	Morehead City, NC	15	12	Combustion Turbine	10/1/12
Robinson 1	Hartsville, SC	179	177	Coal	10/1/12
Robinson 1	Hartsville, SC	15	11	Combustion Turbine	3/31/13
Weatherspoon 1	Lumberton, NC	49	48	Coal	9/30/11
Weatherspoon 2	Lumberton, NC	49	48	Coal	9/30/11
Weatherspoon 3	Lumberton, NC	79	74	Coal	9/30/11

<b>Retirements (cont.)</b>					
<b>Unit &amp; Plant Name</b>	<b>Location</b>	<b>Capacity (MW) Winter / Summer</b>	<b>Fuel Type</b>	<b>Retirement Date</b>	<b>Unit &amp; Plant Name</b>
Sutton 1	Wilmington, NC	98	97	Coal	11/27/13
Sutton 2	Wilmington, NC	95	90	Coal	11/27/13
Sutton 3	Wilmington, NC	389	366	Coal	11/4/13
Sutton GT1	Wilmington, NC	12	11	Combustion Turbine	3/1/17
Sutton GTA	Wilmington, NC	31	23	Combustion Turbine	7/8/17
Sutton GTB	Wilmington, NC	33	25	Combustion Turbine	7/8/17
<b>Total</b>		<b>2,154 MW</b>	<b>1,972 MW</b>		

<b>Planning Assumptions – Unit Retirements<sup>a, b</sup></b>					
<b>Unit &amp; Plant Name</b>	<b>Location</b>	<b>Winter Capacity (MW)</b>	<b>Summer Capacity (MW)</b>	<b>Fuel Type</b>	<b>Expected Retirement</b>
Asheville 1	Arden, N.C.	192	189	Coal	11/2019
Asheville 2	Arden, N.C.	192	189	Coal	11/2019
Mayo 1	Roxboro, N.C.	746	727	Coal	12/2035
Roxboro 1	Semora, N.C.	380	379	Coal	12/2028
Roxboro 2	Semora, N.C.	673	665	Coal	12/2028
Roxboro 3	Semora, N.C.	698	691	Coal	12/2033
Roxboro 4	Semora, N.C.	711	698	Coal	12/2033
Darlington 1	Hartsville, S.C.	63	52	Natural Gas/Oil	12/2020
Darlington 2	Hartsville, S.C.	64	48	Oil	12/2020
Darlington 3	Hartsville, S.C.	63	52	Natural Gas/Oil	12/2020
Darlington 4	Hartsville, S.C.	66	50	Oil	12/2020
Darlington 6	Hartsville, S.C.	62	45	Oil	12/2020
Darlington 7	Hartsville, S.C.	65	51	Natural Gas/Oil	12/2020
Darlington 8	Hartsville, S.C.	66	48	Oil	12/2020
Darlington 10	Hartsville, S.C.	65	51	Oil	12/2020
Blewett 1	Lilesville, N.C.	17	13	Oil	12/2024
Blewett 2	Lilesville, N.C.	17	13	Oil	12/2024
Blewett 3	Lilesville, N.C.	17	13	Oil	12/2024
Blewett 4	Lilesville, N.C.	17	13	Oil	12/2024
Weatherspoon 1	Lumberton, N.C.	41	32	Natural Gas/Oil	12/2024
Weatherspoon 2	Lumberton, N.C.	41	32	Natural Gas/Oil	12/2024
Weatherspoon 3	Lumberton, N.C.	41	33	Natural Gas/Oil	12/2024
Weatherspoon 4	Lumberton, N.C.	41	31	Natural Gas/Oil	12/2024
<b>Total</b>		<b>4,338</b>	<b>4,115</b>		

Note a: Retirement assumptions are for planning purposes only; retirement dates are based on the depreciation study approved as part of the most recent DEP rate case.

Note b: For planning purposes, the 2019 IRP Base Case assumes subsequent license renewal for existing nuclear facilities beginning at end of current operating licenses.

<b>Planning Assumptions – Unit Additions</b>					
<b>Unit &amp; Plant Name</b>	<b>Location</b>	<b>Winter Capacity (MW)</b>	<b>Summer Capacity (MW)</b>	<b>Fuel Type</b>	<b>Expected Commercial Date</b>
Asheville CC	Arden, N.C.	560	495	Natural Gas	11/2019

### Operating License Renewal

<b>Planned Operating License Renewal</b>				
<b>Unit &amp; Plant Name</b>	<b>Location</b>	<b>Original Operating License Expiration</b>	<b>Date of Approval</b>	<b>Extended Operating License Expiration</b>
Blewett #1-6 <sup>1</sup>	Lilesville, NC	04/30/08	April 2015	2055
Tillery #1-4 <sup>1</sup>	Mr. Gilead, NC	04/30/08	April 2015	2055
Robinson #2	Hartsville, SC	07/31/10	04/19/2004	07/31/2030
Brunswick #2	Southport, NC	12/27/14	06/26/2006	12/27/2034
Brunswick #1	Southport, NC	09/08/16	06/26/2006	09/08/2036
Harris #1	New Hill, NC	10/24/26	12/12/2008	10/24/2046

Note 1: The license renewal for the Blewett and Tillery Plants was received in April 2015. The license extension was granted for 40 years.

## **14. WHOLESALE**

The following information describes the tables included in this chapter.

### **Wholesale Sales Contracts**

This aggregated table includes wholesale sales contracts that are included in the Spring 2019 Load Forecast.

### **Wholesale Purchase Contracts**

This aggregated table includes all wholesale purchase contracts that are included as resources in the 2019 IRP.

**Table 14-A Wholesale Sales Contracts**

<b>DEP Aggregated Wholesale Sales Contracts</b>									
<b>Commitment (MW)</b>									
<b>2019</b>	<b>2020</b>	<b>2021</b>	<b>2022</b>	<b>2023</b>	<b>2024</b>	<b>2025</b>	<b>2026</b>	<b>2027</b>	<b>2028</b>
3,750	4,107	4,100	4,148	4,199	4,249	4,045	4,095	4,043	4,094

Notes:

- For wholesale contracts, Duke Energy Progress/Duke Energy Carolinas assume all wholesale sales contracts will renew unless there is an indication that the contract will not be renewed.
- Table represents winter capacity.



**Table 14-B Firm Wholesale Purchase Power Contracts**

<u>Purchased Power Contract</u>	<u>Summer Capacity (MW)</u>	<u>Location</u>	<u>Volume of Purchases (MWh) Jul 17-Jun 18</u>
Peaking / Gas	1583	NC/SC	2,518,800
Intermediate / Gas	150	NC	1,342,585

Notes:

- Data represented above represents contractual agreements. These resources may be modeled differently in the IRP.

## 15. FUEL COMMODITY PRICES

The following table provides the fuel commodity prices used in the 2019 IRP for natural gas, coal and fuel oil.

DEP Annual Average Fuel Prices, \$/MMBtu			
Year	Natural Gas Henry Hub	Coal DEP Average	Fuel Oil Average
2020	\$2.50	\$2.49	\$14.48
2021	\$2.57	\$2.52	\$14.15
2022	\$2.61	\$2.55	\$13.97
2023	\$2.68	\$2.63	\$14.13
2024	\$2.78	\$2.93	\$14.55
2025	\$2.90	\$3.24	\$14.99
2026	\$3.01	\$3.54	\$15.44
2027	\$3.12	\$3.85	\$15.90
2028	\$3.25	\$4.15	\$16.38
2029	\$3.39	\$4.45	\$16.87
2030	\$3.68	\$4.55	\$17.53
2031	\$4.07	\$4.67	\$18.20
2032	\$4.50	\$4.82	\$18.86
2033	\$5.04	\$4.93	\$19.52
2034	\$5.30	\$5.07	\$20.18

**TABLE 16-A CROSS-REFERENCE TABLE**

This section contains a cross-reference table, Table 16-A, that provides the document location of information required by both NCUC and PSCSC in this 2019 IRP Update report.

	<b>REQUIREMENT:</b>	<b>CHAPTER LOCATION:</b>
1.	Summary of significant amendments or revisions to most recently filed biennial report (including amendments to type and size of resources identified)	Chapters 2, 4
2.	The electric utility's annual update must describe the impact of the updated base planning assumptions on the selected resource plan.	Chapter 9
3.	Short-Term Action Plan	Chapter 11
4.	REPS Compliance Plan	Attachment 1
5.	Renewable Energy Forecast	Chapter 6
6.	Most recent 10-year history and forecast of: <ul style="list-style-type: none"> <li>• Customers by each customer class</li> <li>• Energy sales (mwh) by each customer class</li> <li>• Utilities summer and winter peak load</li> </ul>	Chapter 5
7.	15-year table (w/ and w/o projected supply or demand side resources) of: <ul style="list-style-type: none"> <li>• Peak loads for summer and winter seasons of each year</li> <li>• Annual energy forecasts</li> <li>• Reserve margins</li> <li>• Load duration curves</li> <li>• Effects of DR and EE programs on forecasted annual energy and peak loads</li> </ul>	Chapters 5, 9
8.	Description of future supply-side resources including type of capacity / resource (MW rating, fuel source, base, intermediate, or peaking)	Chapter 9
9.	List of existing units in service with: <ul style="list-style-type: none"> <li>• Type of fuel(s) used</li> <li>• Type of unit (base, int, peak)</li> <li>• Location of existing unit</li> <li>• List of units to be retired with location and date</li> <li>• List of units for which there are specific plans for life extension, refurbishment, or upgrading</li> <li>• Other changes to existing generating units that are expected to impact gen capability by 10% or 10 mw</li> </ul>	Chapter 13
10.	Planned Generation Additions with: <ul style="list-style-type: none"> <li>• Type of fuel used</li> <li>• Type of unit (MW rating, base, int, peak)</li> <li>• Location if determined</li> <li>• Summaries of analyses supporting any new gen additions included in its 15-year forecast</li> </ul>	Chapters 9, 10, 11

	<b>REQUIREMENT:</b>	<b>CHAPTER LOCATION:</b>
<b>11.</b>	List of all NUG facilities <ul style="list-style-type: none"> <li>• Facility name</li> <li>• Location</li> <li>• Primary fuel type</li> <li>• Capacity (base, int, peak)</li> <li>• Which are included in its total supply of resources</li> </ul>	External document
<b>12.</b>	Commodity Fuel Prices	Chapter 15
<b>13.</b>	Cumulative resource additions necessary to meet load obligation & reserve margins	Chapters 9, 10, 11, 12



## ATTACHMENT I:

# The Duke Energy Progress NC Renewable Energy & Energy Efficiency Portfolio Standard (NC REPS)



**DUKE ENERGY PROGRESS NC REPS COMPLIANCE PLAN CONTENTS:**

---

<b>I.</b>	<b>Introduction.....</b>	<b>101</b>
<b>II.</b>	<b>REPS Compliance Obligation.....</b>	<b>102</b>
<b>III.</b>	<b>REPS Compliance Plan .....</b>	<b>103</b>
	<b>A. Solar Energy Resources.....</b>	<b>103</b>
	<b>B. Swine Waste-to-Energy Resources .....</b>	<b>104</b>
	<b>C. Poultry Waste-to Energy Resources.....</b>	<b>107</b>
	<b>D. General Requirement Resources .....</b>	<b>109</b>
	<b>E. Summary of Renewable Resources .....</b>	<b>111</b>
<b>IV.</b>	<b>Cost Implications of Reps Compliance Plan .....</b>	<b>112</b>
	<b>A. Current and Projected Avoided Cost Rates .....</b>	<b>112</b>
	<b>B. Projected Total NC Retail and Wholesale Sales         and Year-End Number of Customer Accounts by Class.....</b>	<b>114</b>
	<b>C. Projected Annual Cost Cap Comparison of Total and         Incremental Costs, REPS Rider and Fuel Cost Impact .....</b>	<b>114</b>
	<b>EXHIBIT A.....</b>	<b>115</b>
	<b>EXHIBIT B.....</b>	<b>123</b>

## **I. INTRODUCTION**

Duke Energy Progress, LLC (“DEP” or “the Company”) submits its annual Renewable Energy and Energy Efficiency Portfolio Standard (“NC REPS” or “REPS”) Compliance Plan (“Compliance Plan”) in accordance with NC Gen. Stat. § 62-133.8 and North Carolina Utilities Commission (“the Commission”) Rule R8-67(b). This Compliance Plan, set forth in detail in Section II and Section III, provides the required information and outlines the Company’s projected plans to comply with NC REPS for the period 2019 to 2021 (“the Planning Period”). Section IV addresses the cost implications of the Company’s REPS Compliance Plan.

In 2007, the North Carolina General Assembly enacted Session Law 2007-397 (Senate Bill 3), codified in relevant part as NC Gen. Stat. § 62-133.8, in order to:

- Diversify the resources used to reliably meet the energy needs of consumers in the State;
- Provide greater energy security through the use of indigenous energy resources available within the State;
- Encourage private investment in renewable energy and energy efficiency; and
- Provide improved air quality and other benefits to energy consumers and citizens of the State.

As part of the broad policy initiatives listed above, Senate Bill 3 established the NC REPS, which requires the investor-owned utilities, electric membership corporations or co-operatives, and municipalities to procure or produce renewable energy, or achieve energy efficiency savings, in amounts equivalent to specified percentages of their respective retail megawatt-hour (MWh) sales from the prior calendar year.

Duke Energy Progress seeks to advance these State policies and comply with its REPS obligations through a diverse portfolio of cost-effective renewable energy and energy efficiency resources. Specifically, the key components of Duke Energy Progress’ 2019 Compliance Plan include: (1) purchases of renewable energy certificates (“RECs”); (2) purchases of renewable biogas to generate RECs; (3) constructing and operating Company-owned renewable facilities; (4) energy efficiency programs that will generate savings that can be counted towards the Company’s REPS obligation; and (5) research studies to enhance the Company’s ability to comply with its future REPS obligations. The Company believes that these actions yield a diverse portfolio of qualifying resources and allow a flexible mechanism for compliance with the requirements of NC Gen. Stat. § 62-133.8.

In addition, the Company has undertaken, and will continue to undertake, specific regulatory and operational initiatives to support REPS compliance, including: (1) submission of regulatory applications to pursue reasonable and appropriate renewable energy and energy efficiency initiatives in support of the Company's REPS compliance needs; (2) solicitation, review, and analysis of proposals from renewable energy suppliers offering RECs and diligent pursuit of the most attractive opportunities, as appropriate; and (3) development and implementation of administrative processes to manage the Company's REPS compliance operations, such as procuring and managing renewable resource contracts, accounting for RECs, safely interconnecting renewable energy suppliers, reporting renewable generation to the North Carolina Renewable Energy Tracking System ("NC-RETS"), and forecasting renewable resource availability and cost in the future.

The Company believes these actions collectively constitute a thorough and prudent plan for compliance with NC REPS and demonstrate the Company's commitment to pursue its renewable energy and energy efficiency strategies for the benefit of its customers.

## **II. REPS COMPLIANCE OBLIGATION**

Duke Energy Progress calculates its NC REPS Compliance Obligations<sup>1</sup> for 2019, 2020, and 2021 based on interpretation of the statute (NC Gen. Stat. § 62-133.8), the Commission's rules implementing Senate Bill 3 (Rule R8-67), and subsequent Commission orders, as applied to the Company's actual or forecasted retail sales in the Planning Period. The Company's contracts with wholesale customers for whom it supplied REPS compliance services terminated on December 31, 2017; therefore, this Compliance Plan only reflects REPS compliance services for DEP's retail customers. Table 1 below shows the Company's retail customers' REPS Compliance Obligation.

<sup>1</sup> For the purposes of this Compliance Plan, Compliance Obligation is more specifically defined as Duke Energy Progress' native load obligations for the Company's retail sales. The Company's contracts with the Town of Sharpsburg, the Town of Stantonsburg, the Town of Lucama, the Town of Black Creek and the Town of Winterville terminated on December 31, 2017.



**Table 1: Duke Energy Progress' NC REPS Compliance Obligation**

Compliance Year	Previous Year				REPS Requirement (%)	Total REPS Compliance Obligation (RECs)
	DEP Retail Sales (MWhs) (1)	Solar Set-Aside (RECs)	Swine Set-Aside (RECs)	Poultry Set-Aside (RECs)		
2019	38,687,268	77,375	27,081	197,318	10%	3,868,727
2020	37,964,762	75,930	26,575	253,695	10%	3,796,476
2021	38,124,840	76,250	53,375	253,695	12.5%	4,765,605

(1) Annual compliance REC requirements are determined based on prior-year MWh sales. Retail sales figures shown for compliance years 2020 and 2021 are estimates of 2019 and 2020 retail sales, respectively.

As shown in Table 1, the Company's requirements in the Planning Period include the solar energy resource requirement ("Solar Set-Aside"), swine waste resource requirement ("Swine Waste Set-Aside"), and poultry waste resource requirement ("Poultry Waste Set-Aside"). In addition, the Company must also ensure that, in total, the RECs that it produces or procures, combined with energy efficiency savings, are an amount equivalent to 10% of its prior-year retail sales in compliance years 2019 and 2020, and 12.5% of its prior-year retail sales in compliance year 2021. The Company refers to this as its Total Obligation. For clarification, the Company refers to its Total Obligation, net of the Solar, Swine Waste, and Poultry Waste Set-Aside requirements, as its General Requirement.

### **III. REPS COMPLIANCE PLAN**

In accordance with Commission Rule R8-67b(1)(i), the Company describes its planned actions to comply with the Solar, Swine Waste, and Poultry Waste Set-Asides, as well as the General Requirement below. The discussion first addresses the Company's efforts to meet the Set-Aside requirements and then outlines the Company's efforts to meet its General Requirement in the Planning Period.

#### **A. SOLAR ENERGY RESOURCES**

Pursuant to NC Gen. Stat. § 62-133.8(d), the Company must produce or procure solar RECs equal to a minimum of 0.20% of the prior year's total electric energy in megawatt-hours (MWh) sold to retail customers in North Carolina in 2019, 2020 and 2021.

Based on the Company's actual retail sales in 2018, the Solar Set-Aside is 77,375 RECs in 2019. Based on forecasted retail sales, the Solar Set-Aside is projected to be approximately 75,930 RECs in 2020 and 76,250 RECs in 2021. The Company has fully satisfied and exceeded the

minimum Solar Set-Aside requirements in the Planning Period through a combination of Power Purchase Agreements and Company-owned solar facilities, including those listed below.

- Camp Lejeune Solar Facility – 13MW, located in Onslow County, placed in service in November 2015;
- Warsaw Solar Facility – 65MW, located in Duplin County, placed in service in December 2015;
- Fayetteville Solar Facility – 23MW, located in Bladen County, placed in service in December 2015; and
- Elm City Solar Facility – 40MW, located in Wilson County, placed in service in March 2016.

Additional details with respect to the REC purchase agreements are set forth in Exhibit A.

## **B. SWINE WASTE-TO-ENERGY RESOURCES**

Pursuant to NC Gen. Stat. § 62-133.8(e), as amended by the North Carolina Utilities Commission (“NCUC”) *Order Modifying the Swine and Poultry Waste Set-Aside Requirement and Providing Other Relief*, Docket No. E-100, Sub 113 (October 2018), for compliance years 2019 and 2020, at least 0.07%, and in 2021, at least 0.14%, of prior-year total retail electric energy sold in aggregate by utilities in North Carolina must be supplied by energy derived from swine waste. The Company’s Swine Waste Set-Aside is estimated to be 27,081 RECs in 2019, 26,575 RECs in 2020, and 53,375 RECs in 2021.

Swine waste-to-energy compliance challenges have been numerous and varied. Three paths to the creation of swine waste-to-energy RECs have been identified, although each faces unique challenges.

### **1. On-farm generation**

Projects consisting of digestion and generation on a single farm or tight cluster of farms often face gas production and feedstock agreement challenges, as well as interconnection difficulties. The Company understands that many farms in NC are contract growers and have only limited term agreements with the integrators. Accordingly, many contract growers are not in a position to provide a firm supply of waste sufficient to support project financing. On July 27, 2017 Governor Cooper signed into law the “Competitive Energy Solutions for North Carolina” bill or House Bill 589 (“HB 589”) (SL 2017-92), which includes establishing an expedited interconnection

review process for swine and poultry waste facilities that are two megawatts or less in size. This provision should help overcome some of the interconnection difficulties projects have experienced in the past.

## **2. Centralized digestion**

This type of system would benefit farmers that cannot individually construct and operate an anaerobic digester manure handling system on their own due to the capital expense or just don't have the number of animals required to operate a digester successfully or cost effectively. Farms located close to each other could share the cost of the centrally located digester system. The centralized digester operated by an individual or private company would carry out the operation and maintenance of the digester and its mechanical systems. It would have the same advantages as on-farm digesters of odor reduction, pathogen and weed seed destruction, biogas production and a stable effluent ready to fertilize fields and crops. A downside with centralized digestion exists if the liquid swine waste has to be transported to the central site. One project has overcome this risk by co-locating the facility adjacent to a swine processing plant. The Company recognizes that NIMBY ("Not In My Back Yard") issues may scuttle some developers' plans for overcoming fuel supply and interconnection problems faced by more rural, on-farm projects.

## **3. Directed biogas**

Directed biogas<sup>2</sup> reduces costs by piping isolated methane to a central area where it is cleaned up and injected into a natural gas pipeline and moved to large, efficient combined cycle plants in the place of smaller, less-efficient reciprocating engines typical of other projects. Technological advances in this field have helped drive pricing down to comparable levels of on-site generation for swine projects. The Company has worked diligently with Piedmont Natural Gas Company, Inc. ("Piedmont") and other market participants to help develop specifications for injection and contracts that developers can utilize. Continued challenges in this area include pipeline interconnection costs, gas clean-up requirements prior to injection and the general lack of physical proximity between clusters of farms and pipeline infrastructure.

The Company has entered into three contracts to purchase swine waste-derived directed biogas from projects in North Carolina. One of these projects, Optima KV, successfully interconnected

<sup>3</sup> "Directed Biogas" is defined as pipeline quality methane, injected into the pipeline system, and nominated to Duke Energy Progress generating facilities; this methane is biogenically derived from Swine Waste, Poultry Waste, and general Biomass sources.

with Piedmont in March 2018 and is sending biogas to DEP's Smith Energy Complex where swine RECs are being generated, and the other two projects are expected to come online in 2020. The Company continues to explore opportunities for additional directed biogas in North Carolina through discussions with developers as well as participation in a collaborative group working to deploy renewable natural gas in Eastern North Carolina.

On June 19, 2018, the NCUC issued an *Order Approving Appendix F and Establishing a Pilot Program* in Docket No. G-9, Sub 698. This Order introduces some uncertainty surrounding the future of swine and poultry waste-derived directed biogas projects, as it establishes a three-year pilot program where Piedmont will provide information to the NCUC regarding the impact of Alternative Gas<sup>3</sup> on its system operations and its customers. Piedmont and other Alternative Gas suppliers may apply to the Commission to participate in the pilot program; however, it must be demonstrated to the Commission that such additions will be useful in gathering the information and data sought by the Commission. At the end of the three-year period, the Commission will consider additional modifications to Appendix F, which sets forth the terms and conditions under which Piedmont will accept Alternative Gas into its system, based on the experience gained during the pilot period. Therefore, since NCUC approval is now required for any new swine or poultry-derived biogas project to be accepted into the pilot program, there's an additional level of uncertainty surrounding new swine and poultry-derived directed biogas projects coming online and the timing of these projects. These factors have presented challenges to timely project development of these resources as well as the relatively high cost that will likely be required to ultimately develop and deliver RECs from swine and poultry waste fuel.

In an effort to meet compliance with the Swine Waste Set Aside, the Company (1) continues direct negotiations for additional supplies of both in-state and out-of-state resources; (2) works diligently to understand the technological, permitting, and operational risks associated with various methods of producing qualifying swine RECs and to aid developers in overcoming those risks; when those risks cannot be overcome, the Company works with developers via contract amendments to adjust for outcomes that the developers believe are achievable based on new experience; (3) explores modifications to current biomass and set-asides contracts by working with developers to add swine waste to their fuel mix; (4) continues pursuit of swine-derived

<sup>3</sup> "Alternative Gas" is defined in Appendix F as gas capable of combustion in customer appliances or facilities which is similar in heat content and chemical characteristics to natural gas produced from traditional underground well sources and which is intended to act as a substitute or replacement for Natural Gas (as that term is defined in Piedmont's North Carolina Service Regulations). Alternative Gas shall include but not be limited to biogas, biomethane, and landfill gas, as well as any other type of natural gas equivalent produced or manufactured from sources other than traditional underground well sources.

directed biogas from North Carolina facilities to be directed to DEP's combined cycle plants for combustion and generation; (5) utilizes the broker market for out-of-state swine RECs available in the market; (6) engages the North Carolina Pork Council ("NCPC") in a project evaluation collaboration effort that will allow the Company and the NCPC to discuss project viability, as appropriate with respect to the Company's obligations to keep certain sensitive commercial information confidential; and (7) participates in the North Carolina Energy Policy Council Biogas Working Group.

In spite of Duke Energy Progress' active and diligent efforts to comply with its Swine Waste Set-Aside requirements, current projections indicate that DEP will not be able to comply with the swine waste set-aside in 2019, as existing contracts have not been able to reach contracted levels of production, and new contracts have not come online in the timeframe originally planned. Several swine projects are scheduled to come online over the next few years. The ability of these facilities to achieve projected delivery requirements and commercial operation milestones will determine the levels of compliance that DEP is able to meet in 2020 and 2021. The Company understands that swine waste-to-energy projects have encountered difficulties in achieving the full REC output of their contracts due to issues including local opposition to siting of the facilities, the inability to secure firm and reliable sources of swine waste feedstock from waste producers in North Carolina, difficulties securing project financing and technological challenges encountered when ramping up production. In addition, after terminating two contracts for swine waste RECs since 2017 due to failure to perform, the Company was notified by another project in January 2019 that the project will not be continuing due to failure to operate. Due to its expected non-compliance in 2019, the Company will submit a motion to the Commission for approval of a request to lower the 2019 compliance requirement and delay subsequent increases by one year.

The Company remains actively engaged in seeking additional resources and continues to make every reasonable effort to comply with the Swine Waste Set-Aside requirements. Additional details with respect to the Company's compliance efforts and REC purchase agreements are set forth in Exhibit A and the Company's semiannual progress reports, filed confidentially in Docket No. E-100, Sub 113A.

### **C. POULTRY WASTE-TO-ENERGY RESOURCES**

Pursuant to NC Gen. Stat. § 62-133.8(f), as amended by NCUC *Order Modifying the Swine and Poultry Waste Set-Aside Requirements and Providing Other Relief*, Docket No. E-100, Sub 113 (October 2018), for calendar year 2019, at least 700,000 MWhs, and for 2020 and 2021, at least 900,000 MWhs, or an equivalent amount of energy, shall be produced or procured each year from

poultry waste, as defined per the Statute and additional clarifying Orders. As the Company's retail sales share of the State's total retail megawatt-hour sales is approximately 28%, the Company's Poultry Waste Set-Aside is estimated to be 197,318 RECs in 2019, 253,695 RECs in 2020, and 253,695 in 2021.

In an effort to meet compliance with the Poultry Waste Set-Aside, the Company (1) continues direct negotiations for additional supplies of both in-state and out-of-state resources with multiple counterparties; (2) works diligently to understand the technological, permitting, and operational risks associated with various methods of producing qualifying poultry RECs and to aid developers in overcoming those risks; when those risks cannot be overcome, the Company works with developers via contract amendments to adjust for more realistic outcomes; (3) explores leveraging current biomass contracts by working with developers to add poultry waste to their fuel mix; (4) explores adding thermal capabilities to current poultry sites to bolster REC production; (5) explores poultry-derived directed biogas at facilities located in North Carolina and directing such biogas to combined cycle plants for combustion and electric generation; (6) utilizes the broker market for out-of-state poultry RECs available in the market; and (7) participates in the North Carolina Energy Policy Council Biogas Working Group.

Duke Energy Progress is in a position to comply with its Poultry Waste Set-Aside requirement in 2019, but the Company's ability to procure sufficient volumes of RECs to meet its pro-rata share of the increased Poultry Waste Set-Aside requirements in 2020 and 2021 is dependent on the performance of poultry waste-to-energy developers under current contracts, particularly achievement of projected delivery requirements and commercial operation milestones. One new poultry facility came online in 2018, and another is expected to come online in the third quarter of 2019. However, a third is undergoing an outage to perform repairs, and three contracts for out-of-state poultry waste RECs were terminated due to failure to perform or force majeure issues. DEP's ability to comply in 2020 and 2021 is dependent on facilities producing at their contracted levels, and historical experience indicates that facilities usually experience some start-up issues and take time to reach full expected production levels. Ramping up to meet the increased compliance targets for 2020 - 2021 has been problematic because suppliers have either delayed projects or lowered the volume of RECs to be produced. The Company is, nevertheless, encouraged by the growing use of thermal poultry RECs and the proposals that it has recently received from developers.

In order for all electric suppliers to be able to meet the state-wide poultry waste set-aside requirement, the Company, along with the other North Carolina electric suppliers, will submit a motion to the Commission for approval of a request to reduce the 2019 Poultry Waste Set-Aside requirement and delay subsequent increases by one year.

The Company remains actively engaged in seeking additional resources and continues to make every reasonable effort to comply with the Poultry Waste Set-Aside requirements. Additional details with respect to the Company's compliance efforts and REC purchase agreements are set forth in Exhibit A and the Company's semiannual progress reports, filed confidentially in Docket No. E-100, Sub 113A.

#### **D. GENERAL REQUIREMENT RESOURCES**

Pursuant to NC Gen. Stat. § 62-133.8, DEP is required to comply with its Total Obligation by submitting for retirement a total volume of RECs equivalent to 10% of prior-year retail sales in North Carolina in 2019 and, 2020, and 12.5% of prior-year retail sales in North Carolina in 2021. Based on the Company's actual retail sales in 2018, the Total Requirement is 3,868,727 RECs in 2019. Based on forecasted retail sales, the Total Requirement is projected to be approximately 3,796,476 RECs in 2020, and 4,765,605 RECs in 2021. This requirement net of the Solar, Swine Waste, and Poultry Waste Set-Aside requirements, referred to as the General Requirement, is estimated to be 3,566,953 RECs in 2019, 3,440,276 RECs in 2020, and 4,382,286 RECs in 2021. The various resource options available to the Company to meet the General Requirement are discussed below, as well as the Company's plan to meet the General Requirement with these resources. The Company has contracted for, or otherwise procured, sufficient resources to meet its General Requirement in the Planning Period. The Company submits that the actions and plans described herein represent a reasonable and prudent plan for meeting the General Requirement.

##### **1. Use of Solar Resources for General Requirement**

Duke Energy Progress plans to meet a significant portion of the General Requirement with RECs from solar facilities. Solar energy has emerged as a predominant renewable energy resource in the Southeast, and the Company views the downward trend in solar equipment and installation costs over the past several years as a positive development. As such, the Company is using solar resources to contribute to our compliance efforts beyond the Solar Set-Aside minimum threshold for NC REPS, and will continue to do so during the Planning Period.

###### **i. Net Metering Facilities**

Under the current Net Metering for Renewable Energy Facilities Rider offered by DEP (Rider NM-4B), a customer receiving electric service under a schedule other than a time-of-use schedule with demand rates shall provide any RECs to DEP at no cost. Per the NCUC's June 2018 *Order Approving Rider and Granting Waiver Request*, filed in Docket No. E-2, Sub 1106, since net metering generators are not individually metered, DEP is permitted to estimate the RECs generated by these facilities

using the PVWatts Solar Calculator developed by the National Renewable Energy Laboratory. Thus, DEP will follow the calculations approved by the NCUC to estimate the number of RECs generated from net metering facilities and will use these RECs for REPS compliance.

ii. North Carolina Solar Rebate Program

North Carolina HB 589 introduced a solar rebate program, which offers incentives to residential and nonresidential customers for the installation of small customer owned or leased solar energy facilities participating in the Company's net metering tariff. The incentive is limited to 10 kilowatts alternating current ("kW AC") for residential solar installations and 100 kW AC for nonresidential solar installations. The program incentive shall be limited to 10,000 kW of installed capacity annually starting January 1, 2018 and continuing until December 31, 2022. Since all customers participating in the Solar Rebate Program must be participating in DEP's net metering tariff, DEP retains the rights to the RECs from these facilities, as described in the net metering section above. In addition, under HB 589, DEP shall be authorized to recover all reasonable and prudent costs of incentives provided to customers and program administrative costs through the REPS Rider.

## **2. Energy Efficiency**

During the Planning Period, the Company plans to meet up to 25% of the Total Obligation with Energy Efficiency ("EE") savings in 2019 and 2020, and up to 40% of the Total Obligation with EE savings in 2021, which is the maximum allowable amount under NC Gen. Stat. § 62-133.7(b)(2)c. The Company continues to develop and offer its customers new and innovative EE programs that will deliver savings and count towards its future NC REPS requirements. The Company has attached a list of those EE measures that it plans to use toward REPS compliance, including projected impacts and a description of the measure, as Exhibit B.

## **3. Biomass Resources**

Duke Energy Progress plans to meet a portion of the General Requirement through a variety of biomass resources, including landfill gas to energy, combined heat and power, and direct combustion of biomass fuels. The Company is purchasing RECs from multiple biomass facilities in the Carolinas, including landfill gas to energy facilities and biomass-fueled combined heat and power facilities, all of which qualify as renewable energy facilities. Please see Exhibit A for more information on each of these contracts.

Duke Energy Progress notes, however, that reliance on direct-combustion biomass remains limited in long-term planning horizons, in part due to continued uncertainties around the developable potential



of such resources in the Carolinas and the projected availability of more cost-effective forms of renewable resources.

#### **4. Hydroelectric Power**

Duke Energy Progress plans to use hydroelectric power from hydroelectric generation suppliers whose facilities have received Qualifying Facility (QF or QF Hydro) status. RECs from QF Hydro facilities will be used towards the General Requirements of Duke Energy Progress' retail customers. Please see Exhibit A for more information on these contracts.

#### **5. Wind**

Duke Energy Progress considers wind a potential viable option to support increased diversity of the renewables portfolio and potentially long-term general compliance needs. While the Company may rely upon wind resources for future REPS compliance, the extent and timing will depend on deliverability, policy changes and market prices. Additional opportunities may exist to transmit wind energy from out of state regions where wind is more prevalent into the Carolinas.

#### **6. Competitive Procurement of Renewable Energy ("CPRE")**

North Carolina HB 589 introduced a competitive procurement process for adding 2,660 MW (subject to adjustment) of additional renewable energy and capacity in the Carolinas, with proposals issued over a 45-month period beginning on February 21, 2018, when the NCUC approved the CPRE Program. Renewable energy facilities eligible to participate in the CPRE solicitation(s) include those facilities that use renewable energy resources identified in G. S. § 62-133.8(a)(8), the REPS statute. DEP plans to use the RECs acquired through the CPRE RFP solicitations as needed for its future REPS compliance requirements and has therefore included the planned MW allocation and timeline in its REPS compliance planning process. Please see the CPRE Program Plan, which is included as Attachment II to this IRP, for additional information.

### **E. SUMMARY OF RENEWABLE RESOURCES**

The Company has evaluated, procured, and/or developed a variety of types of renewable energy and energy efficiency resources to meet its NC REPS requirements within the compliance Planning Period. As noted above, several risks and uncertainties exist across the various types of resources and the associated parameters of the NC REPS requirements. The Company continues to carefully monitor opportunities and unexpected developments across all facets of its compliance requirements.

Duke Energy Progress submits that it has crafted a prudent, reasonable plan with a diversified balance of renewable resources that will allow the Company to comply with its NC REPS obligation over the Planning Period.

#### **IV. COST IMPLICATIONS OF REPS COMPLIANCE PLAN**

##### **A. CURRENT AND PROJECTED AVOIDED COST RATES**

The Current Avoided Energy and Capacity costs included in the table below represent key data elements used to determine the PP (NC) tariff rates filed for DEP in Docket No. E-100, Sub 158.


The “Energy” columns reflect the cost of fuel and variable O&M per kwh embedded in the filed tariff energy rates. The “Capacity” column is based on the installed cost and capacity rating of a combustion turbine unit as reflected in the filed capacity rates.

The Projected Avoided Energy Costs included below reflect updated estimates of the same data elements provided with the current costs. The capacity cost shown is a placeholder based on the current avoided cost filing.

The avoided costs contained herein are subject to change, including (but not limited to) fuel price projections, variable O&M estimates, turbine costs and equipment capability.

**Table 2: Current and Projected Avoided Cost Rates Table**

**[BEGIN CONFIDENTIAL]**



**[END CONFIDENTIAL]**

**B. PROJECTED TOTAL NORTH CAROLINA RETAIL SALES AND YEAR-END NUMBER OF CUSTOMER ACCOUNTS BY CLASS**

**Table 3: Retail Sales**

	2018 Actual	2019 Forecast	2020 Forecast	2021 Forecast
<b>Retail MWh Sales</b>	38,687,268	37,964,762	38,124,840	38,208,829

The MWh sales reported above are those applicable to REPS compliance years 2019-2022, and represent actual MWh sales for 2018, and projected MWh sales for 2019-2021.

**Table 4: Retail Year-end Number of Customer Accounts**

	2018 (Actual)	2019 (Projected)	2020 (Projected)	2021 (Projected)
<b>Residential Accts</b>	1,210,740	1,220,728	1,233,140	1,246,567
<b>General Accts</b>	195,967	198,344	199,900	199,936
<b>Industrial Accts</b>	1,810	1,800	1,790	1,777

The number of accounts reported above are those applicable to the cost caps for compliance years 2019-2022, and represent the actual number of REPS accounts for year-end 2018, and the projected number of REPS accounts for year-end 2019–2021.

**C. PROJECTED ANNUAL COST CAP COMPARISON OF TOTAL AND INCREMENTAL COSTS, REPS RIDER AND FUEL COST IMPACT**

Projected compliance costs for the Planning Period are presented in the cost tables below by calendar year. The cost cap data is based on the number of accounts as reported above.


**Table 5: Projected Annual Cost Caps and Fuel Related Cost Impact**


	2019	2020	2021
<b>Total projected REPS compliance costs</b>	\$ 244,072,357	\$ 252,126,388	\$ 233,984,530
<b>Recovered through the Fuel Rider</b>	\$ 201,068,979	\$ 203,028,452	\$ 183,187,701
<b>Total incremental costs (REPS Rider)</b>	\$ 43,003,378	\$ 49,097,936	\$ 50,796,828
<b>Total including Regulatory Fee</b>	\$ 43,063,667	\$ 49,166,769	\$ 50,868,043
<b>Projected Annual Cost Caps (REPS Rider)</b>	\$ 63,895,030	\$ 64,511,427	\$ 65,069,892


**EXHIBIT A**


**Duke Energy Progress, LLC's 2019 REPS Compliance Plan  
Duke Energy Progress' Renewable Resource Procurement from 3<sup>rd</sup> Parties  
(signed contracts as of June 30, 2019)**

**[BEGIN CONFIDENTIAL]**






















**[END CONFIDENTIAL]**

**EXHIBIT B**

**Duke Energy Progress, LLC's 2019 REPS Compliance Plan  
Duke Energy Progress, LLC's EE Programs and Projected REPS Impacts**

<b>Forecast of Annual Energy Efficiency Impacts for the REPS Compliance Planning Period 2019-2021 (kWh)</b>			
<b>Residential Programs</b>	<b>2019</b>	<b>2020</b>	<b>2021</b>
Energy Efficient Appliances and Devices	21,361,415	21,046,461	18,501,587
Energy Education Program for Schools	3,781,055	4,083,659	4,042,979
Multi-Family Energy Efficiency	13,509,474	13,888,978	13,194,824
My Home Energy Report	99,252,843	98,147,032	103,767,203
Neighborhood Energy Saver	1,922,046	1,197,596	1,197,596
Residential Energy Assessments	5,700,445	10,905,498	11,817,810
Residential New Construction	4,963,168	2,187,745	2,297,132
Residential Smart \$aver® Energy Efficiency	5,355,774	4,913,142	4,922,903
Low Income Weatherization Pay for Performance Pilot	8,714	0	0
<b>Sub Total</b>	<b>155,854,935</b>	<b>156,370,110</b>	<b>159,742,034</b>
<b>Non-Residential Programs</b>	<b>2019</b>	<b>2020</b>	<b>2021</b>
Non-Residential Smart \$aver® EE Products & Assessment	67,632,538	91,015,448	99,287,245
Non-Residential Smart \$aver® Performance Incentive	325,540	3,120,818	4,340,451
Small Business Energy Saver	35,886,412	33,358,290	31,676,953
EnergyWise for Business	49,099	46,746	46,746
<b>Sub Total</b>	<b>103,893,589</b>	<b>127,541,302</b>	<b>135,351,395</b>
<b>Combined Residential and Non-Residential Programs</b>	<b>2019</b>	<b>2020</b>	<b>2021</b>
Energy Efficient Lighting	69,170,415	32,724,972	24,052,824
<b>Sub Total</b>	<b>69,170,415</b>	<b>32,724,972</b>	<b>24,052,824</b>
<b>Total</b>	<b>328,918,938</b>	<b>316,636,384</b>	<b>319,146,253</b>

## **DEP Energy Efficiency Programs**

DEP uses the following energy efficiency (EE) programs in its IRP to efficiently and cost-effectively alter customer demands and reduce the long-run supply costs for energy and peak demand.

### **Residential EE Programs**

- Energy Efficient Appliances and Devices
- Energy Efficiency Education
- Multi-Family Energy Efficiency
- My Home Energy Report
- Neighborhood Energy Saver
- Residential Energy Assessments
- Residential New Construction
- Residential Smart \$aver® Energy Efficiency
- Low Income Weatherization Pay for Performance Pilot

### **Non-Residential EE Programs**

- Non-Residential Smart \$aver® Energy Efficiency Products and Assessment
- Non-Residential Smart \$aver® Performance Incentive
- Small Business Energy Saver
- EnergyWise for Business

### **Combined Residential/Non-Residential EE Programs**

- Energy Efficient Lighting

### **Residential EE Programs**

#### ***Energy Efficient Appliances and Devices Program***

The Energy Efficient Appliances and Devices Program is a new program that combines DEP's previous "Save Energy and Water Kit" with a variety of high efficiency products available through the Company's Online Savings Store, including but not limited to Air Purifiers, Dehumidifiers and LED Fixtures. The Save Energy and Water kit offers low flow water fixtures and insulating pipe tape to residential single-family homeowners with electric water heaters. Program participants are eligible for one kit shipped free of charge to their home. Kits are available in two sizes for homes with one or more full bathrooms and contain varying quantities of shower heads, bathroom aerators, kitchen aerator and insulating pipe tape.

### ***Energy Efficiency Education Program***

The Energy Efficiency Education Program is an energy efficiency program available to students in grades K-12 enrolled in public and private schools who reside in households served by Duke Energy Progress. The Program provides principals and teachers with an innovative curriculum that educates students about energy, resources, how energy and resources are related, ways energy is wasted and how to be more energy efficient. The centerpiece of the current curriculum is a live theatrical production focused on concepts such as energy, renewable fuels and energy efficiency performed by two professional actors.

Following the performance, students are encouraged to complete a home energy survey with their family to receive an Energy Efficiency Starter Kit. The kit contains specific energy efficiency measures to reduce home energy consumption and is available at no cost to student households at participating schools. Teachers receive supportive educational material for classroom and student take home assignments. The workbooks, assignments and activities meet state curriculum requirements.

### ***Multi-Family Energy Efficiency Program***

The Multi-Family Energy Efficiency Program provides energy efficient lighting and water measures to reduce energy usage in eligible multi-family properties. The Program allows Duke Energy Progress to target multi-family apartment complexes with an alternative delivery channel. The measures are installed in permanent fixtures by the program administrator or the property management staff. The program offers LEDs including A-Line, Globes and Candelabra bulbs and energy efficient water measures such as bath and kitchen faucet aerators, water saving showerheads and pipe wrap.

### ***My Home Energy Report Program***

The My Home Energy Report (MyHER) Program provides residential customers with a comparative usage report that engages and motivates customers by comparing energy use to similar residences in the same geographical area based upon the age, size and heating source of the home. The report also empowers customers to become more efficient by providing them with specific energy saving recommendations to improve the efficiency of their homes. The actionable energy savings tips, as well as measure-specific coupons, rebates or other Company program offers that may be included in a customer's report are based on that specific customer's energy profile.

The program includes an interactive online portal that allows customers to further engage and learn more about their energy use and opportunities to reduce usage. Electronic versions of the My Home

Energy Report are sent to customers enrolled on the portal. In addition, all MyHER customers with an email address on file with the Company receive an electronic version of their report monthly.

### ***Neighborhood Energy Saver (Low-Income) Program***

DEP's Neighborhood Energy Saver Program reduces energy usage through the direct installation of energy efficiency measures within the households of income qualifying residential customers. The Program utilizes a Company-selected vendor to: (1) provide an on-site energy assessment of the residence to identify appropriate energy conservation measures, (2) install a comprehensive package of energy conservation measures at no cost to the customer, and (3) provide one-on-one energy education. Program measures address end-uses in lighting, refrigeration, air infiltration and HVAC applications.

Program participants receive a free energy assessment of their home followed by a recommendation of energy efficiency measures to be installed at no cost to the resident. A team of energy technicians will install applicable measures and provide one-on-one energy education about each measure emphasizing the benefit of each and recommending behavioral changes to reduce and control energy usage.

### ***Residential Energy Assessments Program***

The Residential Energy Assessments Program provides eligible customers with a free in-home energy assessment, performed by a Building Performance Institute ("BPI") certified energy specialist and designed to help customers reduce energy usage and save money. The BPI certified energy specialist completes a 60 to 90 minute walk-through assessment of a customer's home and analyzes energy usage to identify energy savings opportunities. The energy specialist discusses behavioral and equipment modifications that can save energy and money with the customer. The customer also receives a customized report that identifies actions the customer can take to increase their home's efficiency.

In addition to a customized report, customers receive an energy efficiency starter kit with a variety of measures that can be directly installed by the energy specialist. The kit includes measures such as energy efficiency lighting, low flow shower head, low flow faucet aerators, outlet/switch gaskets, weather stripping and an energy saving tips booklet.

### ***Residential New Construction Program***

The Residential New Construction Program provides incentives for new single family and multi-family residential dwellings (projects of three stories and less) that fall within the 2012 North Carolina



Residential Building Code to meet or exceed the 2012 North Carolina Energy Conservation Code High Efficiency Residential Option (“HERO”). If a builder or developer constructing to the HERO standard elects to participate, the Program offers the homebuyer an incentive guaranteeing the heating and cooling consumption of the dwelling’s total annual energy costs. Additionally, the Program incents the installation of high-efficiency heating, ventilating and air conditioning (“HVAC”) and heat pump water heating (“HPWH”) equipment in new single family, manufactured, and multi-family residential housing units.

New construction represents a unique opportunity for capturing cost effective EE savings by encouraging the investment in energy efficiency features that would otherwise be impractical or more costly to install at a later time.

#### ***Residential Smart Saver® Energy Efficiency Program***

The Residential Smart Saver® EE Program offers DEP customers a variety of energy conservation measures designed to increase energy efficiency in existing residential dwellings. The Program utilizes a network of participating contractors to encourage the installation of: (1) high efficiency central air conditioning (AC) and heat pump systems with optional add on measures such as Quality Installation and Smart Thermostats, (2) attic insulation and sealing, (3) heat pump water heaters, and (4) high efficiency variable speed pool pumps.

The prescriptive menu of energy efficiency measures provided by the program allows customers the opportunity to participate based on the needs and characteristics of their individual homes. A referral channel provides free, trusted referrals to customers seeking reliable, qualified contractors for their energy saving home improvement needs.

#### ***Low Income Weatherization Pay for Performance Pilot***

The Low Income Weatherization Pay for Performance Pilot was designed to provide payments, based on kilowatt-hour (“kWh”) savings, to local non-profit organizations that provide weatherization and other energy saving upgrades to residential low-income households. These payments are intended to assist the organizations in expanding the number of customers they serve through their programs. The Pilot is also intended to leverage funding from other third-party sources. The Company is proposing that this Pilot remain in place for thirty-six months and begin in Buncombe County, North Carolina.

## **Non-Residential EE Programs**

### ***Non-Residential Smart Saver® Energy Efficient Products and Assessment Program***

The Non-Residential Smart Saver® Energy Efficient Products and Assessment Program provides incentives to DEP commercial and industrial customers to install high efficiency equipment in applications involving new construction and retrofits and to replace failed equipment.

Commercial and industrial customers can have significant energy consumption but may lack knowledge and understanding of the benefits of high efficiency alternatives. The Program provides financial incentives to help reduce the cost differential between standard and high efficiency equipment, offer a quicker return on investment, save money on customers' utility bills that can be reinvested in their business, and foster a cleaner environment. In addition, the Program encourages dealers and distributors (or market providers) to stock and provide these high efficiency alternatives to meet increased demand for the products.

The program provides incentives through prescriptive measures, custom measures and technical assistance.

- ***Prescriptive Measures:*** Customers receive incentive payments after the installation of certain high efficiency equipment found on the list of pre-defined prescriptive measures, including lighting; heating, ventilating and air conditioning equipment; and refrigeration measures and equipment.
- ***Custom Measures:*** Custom measures are designed for customers with electrical energy saving projects involving more complicated or alternative technologies, whole-building projects, or those measures not included in the Prescriptive measure list. The intent of the Program is to encourage the implementation of energy efficiency projects that would not otherwise be completed without the Company's technical or financial assistance. Unlike the Prescriptive portion of the program, all Custom measure incentives require pre-approval prior to the project implementation.
- ***Energy Assessments and Design Assistance:*** Incentives are available to assist customers with energy studies such as energy audits, retro commissioning, and system-specific energy audits for existing buildings and with design assistance such as energy modeling for new construction. Customers may use a contracted Duke Energy vendor to perform the work or they may select their own vendor. Additionally, the Program assists customers who identify measures that may qualify for Smart Saver Incentives with their applications. Pre-approval is required.

### ***Non-Residential Smart Saver® Performance Incentive Program***

The Non-Residential Smart Saver® Energy Efficient Products and Assessment Program offers financial assistance to qualifying commercial, industrial and institutional customers to enhance their ability to adopt and install cost-effective electrical energy efficiency projects. The Program encourages the installation of new high efficiency equipment in new and existing nonresidential establishments as well as efficiency-related repair activities designed to maintain or enhance efficiency levels in currently installed equipment. Incentive payments are provided to offset a portion of the higher cost of energy efficient installations that are not eligible under either the Smart Saver® Prescriptive or Custom programs. The Program requires pre-approval prior to project initiation.

The types of projects covered by the Program include projects with some combination of unknown building conditions or system constraints, or uncertain operating, occupancy, or production schedules. The intent of the Program is to broaden participation in non-residential efficiency programs by being able to provide incentives for projects that previously were deemed too unpredictable to calculate an acceptably accurate savings amount, and therefore ineligible for incentives. This Program provides a platform to understand new technologies better. Only projects that demonstrate that they clearly reduce electrical consumption and/or demand are eligible for incentives.

The key difference between this program and the custom component of the Non-Residential Smart Saver® Energy Efficient Products and Assessment program is that Performance Incentive participants get paid based on actual measure performance, and involves the following two-step process.

- Incentive #1: For the portion of savings that are expected to be achieved with a high degree of confidence, an initial incentive is paid once the installation is complete.
- Incentive #2: After actual performance is measured and verified, the performance-based part of the incentive is paid. The amount of the payout is tied directly to the savings achieved by the measures.

### ***Small Business Energy Saver Program***

The Small Business Energy Saver Program reduces energy usage through the direct installation of energy efficiency measures within qualifying non-residential customer facilities. Program measures address major end-uses in lighting, refrigeration, and HVAC applications. The program is available

to existing non-residential customers that are not opted-out of the Company's EE/DSM rider and have an average annual demand of 180 kW or less per active account.

Program participants receive a free, no-obligation energy assessment of their facility followed by a recommendation of energy efficiency measures to be installed in their facility along with the projected energy savings, costs of all materials and installation, and up-front incentive amount from Duke Energy Progress. The customer makes the final determination of which measures will be installed after receiving the results of the energy assessment. The Company-authorized vendor schedules the installation of the energy efficiency measures at a convenient time for the customer, and electrical subcontractors perform the work.

### ***EnergyWise for Business Program***

EnergyWise for Business is both an energy efficiency and demand response ("DR") program for non-residential customers. Program participants can choose between a Wi-Fi thermostat or load control switch that will be professionally installed for free on each air conditioning or heat pump unit. The Wi-Fi thermostat option provides both EE and DR savings opportunities, while the load control switch option only offers DR savings capability. Only the EE component of the program is assumed to provide energy savings.

- ***EE Component***

Participants choosing the thermostat will be given access to a portal that will allow them to set schedules, adjust the temperature set points, and receive energy conservation tips and communications from DEC. In addition to the portal access, participants will also receive conservation period notifications, so they can make adjustments to their schedules or notify their employees of the upcoming conservation periods.

- ***DR Component***

The DR portion of the program allows DEC to reduce the operation of participants' air conditioning units to mitigate system capacity constraints and improve reliability of the power grid. In addition to equipment choice, participants can also select the cycling level they prefer (i.e., a 30%, 50% or 75% reduction of the normal on/off cycle of the unit). During a conservation period, DEC will send a signal to the thermostat or switch to reduce the on time of the unit by the cycling percentage selected by the participant. Participating customers will receive a \$50 annual bill credit for each unit at the 30% cycling level, \$85 for 50% cycling, or \$135 for 75% cycling. Participants that have a heat pump unit with electric resistance emergency/back up heat and choose the thermostat can also participate in a winter option that allows control of the emergency/back up heat at 100% cycling for an additional \$25 annual bill credit. Participants will also be allowed to override two conservation periods per year.

## **Combined Residential/Non-Residential Customer Programs**

### ***Energy Efficient Lighting Program***

The Energy Efficient Lighting Program partners with lighting manufacturers and retailers across North and South Carolina to provide marked-down prices at the register to DEP customers purchasing energy efficient lighting products. Starting in 2017, the Program removed CFLs and only offers LEDs and energy-efficient fixtures.

As the program enters its eighth year, the DEP Energy Efficient Lighting Program will continue to encourage customers to adopt energy efficient lighting through incentives on a wide range of energy efficient lighting products. Customer education is imperative to ensure customers are purchasing the right bulb for the application in order to obtain high satisfaction with lighting products and subsequent purchases.



## ATTACHMENT II:

# The Duke Energy Progress Competitive Procurement of Renewable Energy (CPRE) Plan



## **Duke Energy Carolinas, LLC's & Duke Energy Progress, LLC's Competitive Procurement of Renewable Energy (CPRE) Program Plan Update September 1, 2019**

### **Introduction**

In accordance with North Carolina Utilities Commission (“NCUC” or the “Commission”) Rule R8-71(g), Duke Energy Carolinas, LLC (“DEC”), and Duke Energy Progress, LLC (“DEP” and together with DEC, “Duke Energy” or “the Companies”) provide this update to the Program Plan for the Companies’ Competitive Procurement of Renewable Energy (“CPRE”) Program (“Program”).

The CPRE Program is being implemented pursuant to N.C. Gen. Stat. § 62-110.8, as enacted by North Carolina Session Law 2017-192 (“HB 589”). This updated Program Plan presents the Companies’ current plans for implementing the CPRE Program. The following provides a brief summary of significant events since the Program Plan was filed on September 1, 2018, in Docket Nos. E-2, Sub 1159 and E-7, Sub 1156, as part of the annual Integrated Resource Plan filing.

On January 9, 2018, the NCUC approved Accion, Inc. to act as the independent administrator (“IA”) of the CPRE Program by its *Order Approving the Independent Administrator of the CPRE Program* in Docket No. E-100, Sub 151.

On February 21, 2018, the NCUC issued its *Order Modifying and Approving Joint CPRE Program*. The Order directed certain modifications to the initial Program Guidelines, which were incorporated into the CPRE Tranche 1 RFP documents that served as the Companies’ Guidelines for purposes of the Tranche 1 RFP.<sup>1</sup>

On June 25, 2018, the NCUC issued its *Order Denying Joint Motion, Approving Pro Forma PPA, and Providing Other Relief*, specifically approving Duke Energy’s final Tranche 1 PPA. The Companies then issued the final RFP to the IA on July 5, 2018, as required by section (f)(1)(vi).

On July 10, 2018, the IA issued the final Tranche 1 RFP documents opening the RFP to bids. The Tranche 1 submission period closed on October 9, 2018 and winning bids were announced on April 9, 2019

On July 2, 2019, the NCUC issued its *Order Modifying and Accepting CPRE Program Plan* establishing a timeline for Tranche 2 without significant departure from the Tranche 1 framework

<sup>1</sup> As explained in the Companies’ letter filed on May 11, 2018, the Tranche 1 RFP summary document constituted the updated CPRE Program Guidelines as required under Rule R8-71(f)(1)(ii) and conformed with the requirement of the Commission’s Program Order to modify the initial CPRE Program Guidelines.

On July 8, 2019 the contracting period for Tranche 1 closed.

The acceptance of proposals for Tranche 2 shall open on October 15, 2019 and close on December 15, 2019 subject to adjustment depending on the timing of the issuance of a final order in the Sub 158 Proceeding.

## 1. CPRE Compliance Plan

### 1.1. Implementation of Aggregate CPRE Program requirements

Under N.C. Gen. Stat. § 62-110.8(a), the Companies are responsible for procuring renewable energy and capacity through a competitive procurement program in a manner that allows the Companies to continue to reliably and cost-effectively serve customers' future energy needs. The Companies are required to procure energy and capacity from renewable energy facilities in the aggregate amount of 2,660 MW ("Initial Targeted Amount") through requests for proposals ("RFPs"). The CPRE RFPs must be reasonably allocated over a term of 45 months beginning with the Commission approval of the CPRE Program on February 21, 2018.

Renewable energy facilities eligible to participate in the CPRE RFPs include those facilities that use renewable energy resources identified in N.C. Gen. Stat. § 62-133.8(a)(8) but are limited to a nameplate capacity rating of 80 MW or less that are placed in service after the date of the electric public utility's initial competitive procurement. The renewable energy facilities to be developed or acquired by the Companies or procured from a third party through a power purchase agreement under the CPRE Program must also deliver to the Companies all of the environmental and renewable attributes associated with the power.

The Companies can satisfy the CPRE Program requirements through any of the following:

- (i) Renewable energy facilities to be acquired from third parties and subsequently owned and operated by the Companies;
- (ii) Self-developed renewable energy facilities to be constructed, owned, and operated by the Companies up to a 30% cap identified in N.C. Gen. Stat. § 62-110.8(b)(4)<sup>2</sup>; or
- (iii) The purchase of renewable energy, capacity, and environmental and renewable attributes from renewable energy facilities owned and operated by third parties that commit to allow the Companies rights to dispatch, operate, and control the solicited renewable energy facilities in the same manner as the Companies' own generating resources.

<sup>2</sup> The Companies voluntarily agree to recognize both Self-developed Proposals, as well as third-party PPA Proposals offered by any Duke Energy affiliate bid into the CPRE RFP Solicitation(s), as being subject to the 30% cap.



Per N.C. Gen. Stat. § 62-110.8(b), electric public utilities may jointly or individually implement these aggregate competitive procurement requirements. The Companies plan to continue to jointly implement the CPRE Program.

#### 1.2. Projected Uncontrolled Renewable Energy Generating Capacity

N.C. Gen. Stat. § 62-110.8(b)(1) provides that if prior to the end of the initial 45-month competitive procurement period, the Companies have executed PPAs and interconnection agreements for renewable energy and capacity within their Balancing Authorities (“BAs”) that are not subject to economic dispatch or curtailment and were not procured pursuant to N.C. Gen. Stat. § 62-159.2 (“Transition MW Projects”) having an aggregate capacity in excess of 3,500 MW, the Commission shall reduce the competitive procurement aggregate amount by the amount of such exceedance. If the aggregate capacity of such Transition MW Projects is less than 3,500 MW at the end of the initial 45-month competitive procurement period, the Commission shall require the Companies to conduct an additional competitive procurement in the amount of such deficit.

As of the end of July 2019, approximately 3,665MW of Transition MW Projects are installed or under construction, creating an excess of approximately 165 MW. Note, at time the initial Program Plan was filed in November, 2017, approximately 2,900 MW of Transition MW Projects was installed or under construction.

**Error! Reference source not found.** specifies additional projects that may contribute to the Transition MWs but do not have both a signed IA and a signed PPA. The range was derived based on applying a materialization factor to the projects that have an established LEO to sell to the Companies. This includes many MW from certain settlement agreements that enabled certain projects to retain the rights to previously established LEO’s from older avoided cost dockets. This increase in the number of MW that have reached settlement agreements is the primary cause of the significant increase in the projected total number of Transition MWs. As previously noted, a project must have executed a PPA and an Interconnection Agreement prior to the end of the CPRE Procurement Period in order to qualify as a Transition MW. Given the uncertainty about the number of projects that will satisfy the statutory criteria, the Companies are currently projecting a range for total Transition MW of 4,300 to 4,900. Note that some percentage of these potential Transition MW may not be counted as Transition MW due to delays in the Interconnection process, but may still be constructed after the CPRE Program has concluded.

**Figure 1. Potential Transition MW's**

Consolidated Transition Summary	DEC	DEP	Total
Solar Connected	676	2,407	<b>3,083</b>
Non-Solar Connected	83	96	<b>179</b>
Additional Solar with a PPA/IA	91	312	<b>403</b>
<b>Sub-Total</b>	<b>850</b>	<b>2,815</b>	<b>3,665</b>
Potential Additional MW's*	350 to 480	265 to 780	<b>615 to 1260</b>
<b>Total</b>	<b>~1,200 to 1,300</b>	<b>~3,100 to 3,600</b>	<b>~4,300 to 4,900</b>

\*Includes projects with a signed PPA, but no IA as well as projects with a LEO but no PPA. The upper end of the range is based on Duke's estimates of materialization rates for these projects. Lower end of range is a more conservative view of materialization rates and intended to bound potential outcomes.

The updated estimate for the Transition MWs shows that the Companies procurement through CPRE will be less than the initial 2,660 MW target. Note that the Companies' projections have assumed that there will be no re-allocation of capacity to the CPRE program for unsubscribed MW under G.S. 62-159.2 (Renewable Energy Procurement for Major Military Installations, Public Universities and Other Large Customers).

### 1.3. Tranche 1 Results

On April 9, 2019 the Independent Administrator completed the selection process and delivered final status notifications to each Market Participant in Tranche 1 of the CPRE RFP. The contracting period for Tranche 1 concluded on July 8, 2019. Below is a summary of results for DEC and DEP:

#### 600 MW DEC Request

- 58 proposals ranging from 7 to 80 MW-AC totaling 2,733 MW
  - Median proposal was 50 MW
- All proposals were solar, 3 included storage
- 1,416 MW proposed in NC, 1,317 MW in SC
- 11 projects were contracted totaling 465 MW
  - 9 in NC totaling 415 MW; 2 in SC totaling 50 MW
  - 2 projects included battery energy storage

- 2 DEC utility-owned projects selected (94 MW) and 3 Duke affiliate (Duke Energy Renewables “DER”) projects selected (95 MW)
- Average all in delivered price ~\$37.75; estimated savings versus avoided cost of \$247.8 million over 20 year term

#### 80 MW DEP Request

- 20 proposals ranging from 7 to 80 MW-AC totaling 1,231 MW
  - Median proposal was 75 MW
- All proposals were solar, 1 included storage
- 617 MW proposed in NC, 614 MW in SC
- 2 projects were contracted totaling 87 MW
  - 1 in NC totaling 80 MW; 1 in SC totaling 7 MW
  - Average all in delivered price ~\$38.31; estimated savings versus avoided cost of \$33.17 million over 20-year term

#### 1.4. Planned RFP Solicitations

#### 1.5. Allocations of Resources

As prescribed by N.C. Gen. Stat. § 62-110.8(c), the Companies have the authority to determine the location and allocated amount of each CPRE RFP, as well as the CPRE Total Obligation to be procured within their respective service territories taking into consideration:

- (i) the State's desire to foster diversification of siting of renewable energy resources throughout the State;
- (ii) the efficiency and reliability impacts of siting of additional renewable energy facilities in each public utility's service territory; and
- (iii) the potential for increased delivered cost to a public utility's customers as a result of siting additional renewable energy facilities in a public utility's service territory, including additional costs of ancillary services that may be imposed due to the operational or locational characteristics of a specific renewable energy resource technology, such as non-dispatchability, unreliability of availability, and creation or exacerbation of system congestion that may increase redispatch costs.

The Companies are currently planning to allocate and procure the CPRE Program Total Obligation through the Tranche 1-3 CPRE RFP Solicitations, discussed above, by soliciting the amounts of Renewable Energy Resource capacity shown in **Error! Reference source not found..** The total

solicitation is impacted by the amount of Transition MWs. The calculation of potential additional Transition MWs is dynamic and uncertain so Figure 2 shows a range of potential solicitations for Tranche 3.

**Figure 2. Planned CPRE Solicitation Targets by Tranche**

	<b>DEC (Approximate MW)</b>	<b>DEP (Approximate MW)</b>
<b>Tranche 1 - Contracted</b>	<b>465</b>	<b>86</b>
<b>Tranche 2 - Issued</b>	600	80
<b>Tranche 3</b>	0 to 570*	0 to 80*
<b>Total</b>	1,065 to 1635	166 to 246

\*If all potential additional Transition MWs materialize then Tranche 3 may not be necessary. The upper end of the range represents a low materialization estimate for potential additional transition MWs

This allocation reflects the same consideration that informed the Companies’ initial allocation of MW as described in the Companies’ initial Program Plan. The Companies’ system operational experience integrating additional renewable energy resource capacity into the DEC and DEP BAs and distribution and transmission system operations, will inform the manner in which future CPRE Program Plans propose to allocate the remaining CPRE Program Procurement between the DEC and DEP service territories. As a result, the planned CPRE solicitation targets for DEC and DEP shown in Figure 2 are subject to change.

The Companies took into consideration the following factors prescribed by N.C. Gen. Stat. § 62-110.8(c) when establishing the allocation of MWs to DEC and DEP:

(i) Fostering Diversification of Siting of Additional Renewable Energy Resources<sup>3</sup>

The Companies’ primary objective is to procure cost-effective renewable energy resource facilities that allow DEC and DEP to reliably dispatch, operate, and control the facilities in the same manner as utility-owned generating resources, while diversifying the siting of renewable energy facilities across the Companies’ BAs. The CPRE Program recognizes the State’s desire to foster diversification of additional renewable energy facilities and to more effectively integrate additional

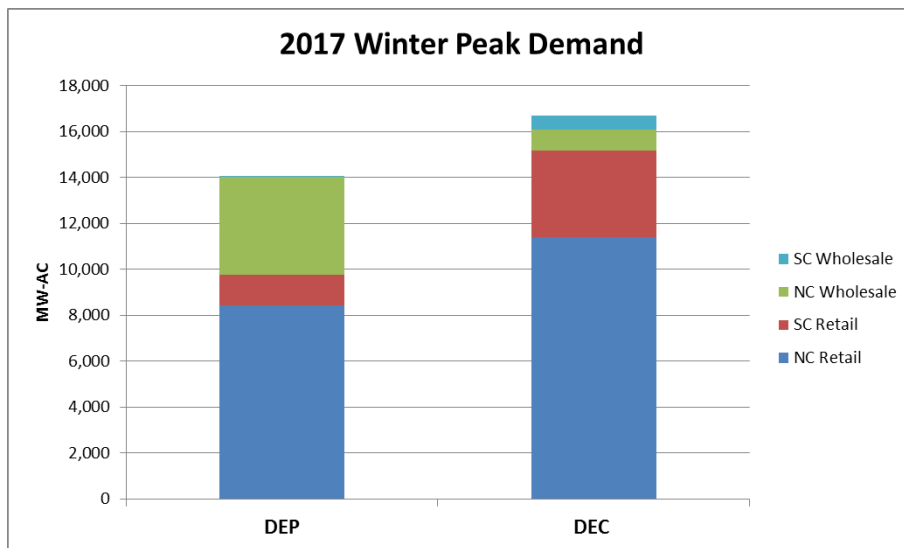
<sup>3</sup> All Proposals bid into the Tranche 1 CPRE RFP Solicitation were utility-scale solar generating facilities. The Companies have primarily analyzed the need for additional diversification of siting for utility-scale solar resources. The Companies may consider the need to analyze diversification of siting of other renewable energy resource technologies in future CPRE Program Plans, depending on interest from other technologies in the Tranche 2 CPRE RFP Solicitation.

utility-scale solar and other resources into the Companies’ system operations. The Companies have developed the CPRE Program Plan allocations to meet the goals of diversifying the locations and avoiding inefficient or unreliable over-concentration of additional renewable energy facilities, and improving planning for the siting of additional facilities across the Companies’ BAs and within their respective service territories throughout North Carolina and South Carolina.

*Adding CPRE Utility-Scale Solar in DEC will Foster Improved Diversification as Existing Utility-Scale Solar is Concentrated in DEP*

DEP is a smaller BA than DEC. In 2017, the DEC winter peak load was approximately 16,700 MW in comparison to the DEP winter peak load of approximately 14,200 MW, as seen in Figure 3.

**Figure 3. 2017 Peak Load by BA<sup>4</sup>**



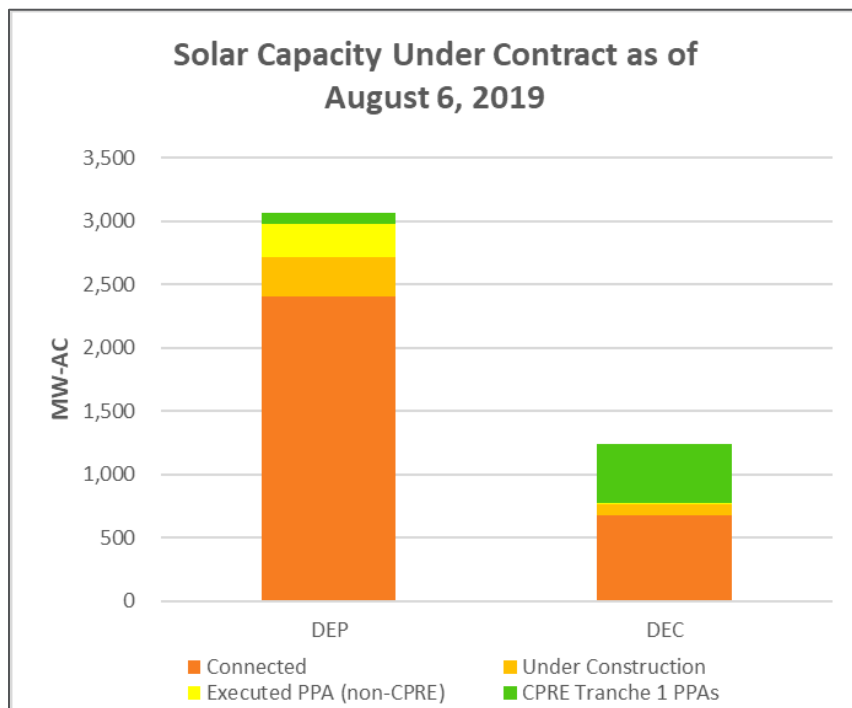
While DEP is a smaller BA, the Companies have experienced a significantly greater concentration of utility-scale solar development in DEP compared to DEC. As of August 6, 2019, the Companies are contractually obligated to purchase from third-party owners approximately 3,748 MW of solar under REPS and legacy PURPA contracts, in addition to 225 MW of utility-owned solar, and excluding CPRE Tranche 1 contracts. As shown in **Error! Reference source not found.**, this utility-scale solar growth has been especially significant in DEP, where approximately 80% of the total non-CPRE MWs under contract are located.

<sup>4</sup> Peak demand values shown in **Error! Reference source not found.** are for 2017 winter peak production demand allocators from the 2018 Cost of Service study.

If the total solar energy capacity in DEC and DEP were to be spread across the service territories based on their respective utilities' peak load, the DEC service territory should have approximately 60% of the solar energy capacity rather than its current ~20%.

To achieve the goals of diversifying the siting of renewable energy facilities throughout the Companies' service territories in a manner that promotes efficiency, reliability, and mitigates cost impact on the Companies' customers, the Companies' Tranche 1 RFP, as well as the planned total CPRE Program procurement allocation (provided in **Error! Reference source not found.**), seeks proposals primarily in the DEC service territory in North Carolina and South Carolina. If the Transition MW proceed as expected and the CPRE targets are met with primarily or all solar capacity, the resulting composition is a more balanced split of solar capacity between DEC and DEP.

**Figure 4. Solar Capacity Under Contract as of August 6, 2019**



(ii) System Operations and Reliability Impacts

In developing the proposed allocation of CPRE Program resources between the DEP and DEC service territories, the Companies also considered the operational efficiency and reliability impacts of siting additional renewable energy facilities within the DEC and DEP BAs. The highly concentrated levels of uncontrolled legacy PURPA contract solar that are currently installed, under construction, and under contract to be installed in the DEP BA has caused the Companies to

primarily allocate the planned CPRE Program procurement towards the larger DEC BA, where significantly less utility-scale solar is installed today. The Companies' planned CPRE Program allocation between the DEC and DEP BAs is also supported by the growing levels of operationally excess energy and increasingly steep ramping requirements in the DEP BA.

#### Independent BA System Operations Basics

DEP and DEC are each independent BAs responsible for maintaining compliance with North American Electric Reliability Corporation (“NERC”) reliability standards to ensure reliable operations on their systems, as well as managing power flows between their systems and other utility systems. DEP and DEC must independently control their respective network resources to meet system loads and maintain compliance with reliability regulations within their separate BAs. Each BA must independently comply with NERC’s mandatory Reliability Standards on a unified basis across the entire BA that encompasses territory in both North Carolina and South Carolina.

DEP’s and DEC’s system operators independently plan and operate each BA’s generating resources to reliably meet increasing and decreasing intra-day and day-ahead system loads within reliability and generating unit availability and operating limits. These reliability requirements place the burden on the DEP and DEC BAs to balance generation resources (including new dispatchable CPRE renewable energy facilities), unscheduled energy injections (existing QF and renewable energy contracts), and load demand in real-time, all of which is essential to providing reliable firm native load service. To meet this objective, DEP and DEC must independently plan for and maintain a “Security Constrained Unit Commitment” of baseload and load-following assets, regulation resources, operating reserves, and spinning reserves, working together to ensure real-time frequency support and balancing.

The Companies’ baseload<sup>5</sup> and must-run regulation units<sup>6</sup> represent the foundational resources necessary to meet load requirements, provide reliability, and meet mandatory NERC Reliability Standards. In the aggregate, the operationally constrained minimum reliable output of these generators represents the Lowest Reliability Operating Level (“LROL”) of the BA’s Security Constrained Unit Commitment. These essential generating resources cannot be de-committed in real time nor on an intra-day basis, because they must run within specified engineering levels and provide essential frequency and regulation support to the BA, and because they are needed to meet upcoming peak demands, such as the evening peak demands and next day peak demands. The

<sup>5</sup> The Companies’ baseload units are firm native load generating resources such as nuclear, coal, and large natural gas combined cycle units that form the foundation of reliable service to meet the core system demand.

<sup>6</sup> Must-run regulation and regulation reserves resources are generating resources that must run to provide load balancing regulation and frequency regulation support to maintain reliability by supporting system frequency to the required target of 60 Hz in compliance with mandatory NERC Reliability Standards.

LROL represents the level on the BA at which continued energy injections into the BA above the BA's load causes the BA to have operationally excess energy.<sup>7</sup>

As has been discussed in recent avoided cost and IRP filings and in the initial CPRE plan filed in November, 2017, integration of additional solar is increasingly causing operationally excess energy and extreme ramping events in DEP. Further increases of solar generation in the DEP BA will continue to increase the risk of future potential NERC noncompliance and associated reliability risks, unless DEP has adequate dispatch control rights to proactively plan and dispatch generation resources on its system. Continued addition of solar generation in the DEP BA will exacerbate existing reliability challenges and increase the potential future risks of NERC noncompliance. The DEP BA's growing experience managing operationally excess energy and increasingly steep ramping requirements as additional unscheduled and uncontrolled solar generation comes online will also increase the likelihood of emergency curtailment in DEP. DEC currently is better positioned to accommodate additional solar resources without creating routine instances of operationally excess energy. However, DEC will also eventually face similar issues with operationally excess energy and ramping as additional solar generation is added to the system. This further strengthens the importance of the additional contractual curtailment rights available to DEC and DEP for the CPRE facilities.

### (iii) Potential for Increased Delivered Cost; Ancillary Services

The Companies have evolved and will continue to evolve the modeling necessary to quantify the increased delivered costs and additional ancillary services needed to maintain NERC Balancing Authority compliance due to siting additional renewable energy facilities in DEC or DEP. Based on the prior two factors discussed, the vast majority of the MW's to be procured through CPRE have been allocated to DEC, however this third factor may influence future decisions to further adjust this allocation.

### Allocation of Resources

In summary, the growing concentration of legacy PURPA solar facilities installed in the DEP BA, associated operational challenges and reliability risks on the DEP system and growing risks of uncompensated system emergency curtailments in DEP, and projections of DEP's and DEC's respective ability to reliably accommodate additional solar energy have informed the Companies' decision to allocate CPRE development primarily in the DEC service territory. The Companies anticipate that the designated allocation of CPRE Program capacity may evolve over the CPRE

<sup>7</sup> The Companies testified to the importance of managing system operations to maintain the LROL of the BA's Security Constrained Unit Commitment in the 2016 avoided cost proceeding. See *In the Matter of Biennial Determination of Avoided Cost Rates for Electric Utility Purchases from Qualifying Facilities – 2016*, Pre-filed Direct Testimony of John S. Holeman, III, at 7-8, 12-13 Docket No E-100, Sub 148 (filed February 21, 2017).



Procurement Period, and the Companies intend to meet the CPRE Program requirements in a manner that ensures continued reliable electric service to customers while procuring cost-effective renewable energy resource capacity located within the DEC and DEP service territories. The Companies will update the planned allocation, if it is determined that changes are appropriate, through subsequent CPRE Program Plan filings.

#### 1.6. Locational Designation

For purposes of the Tranche 1 CPRE RFP Solicitation, the Companies published Grid Locational Guidance information to the Independent Administrator's website on May 10, 2018 and also held a webinar open to all registrants to review and discuss these materials and answer questions from potential market participants and other interested parties. The Grid Locational Guidance was updated at conclusion of Tranche 1 and published to the Independent Administrator's website August 6, 2019 in advance of a webinar discussion on August 7, 2019. This guidance was intended to provide market participants with information on areas that have known transmission and distribution limitations as a result of the amount of existing or approved renewable energy facilities in the area. The goal of providing this grid locational guidance is to minimize the need for costly network upgrades to integrate CPRE renewable energy facilities and to provide information to market participants for use when planning development activities for the proposals to be submitted into the Tranche 2 CPRE RFP. The grid locational guidance information consists of a map and a table of circuits and substations that have known or increasing constraints.

The Companies continue to evaluate how to provide further updates to this guidance to provide potential participants in CPRE as much information as possible to enable the most cost effective proposals to be bid into the RFP.

#### 2. CPRE Tranche 1 RFP Document and Pro forma PPA

The Tranche 1 RFP constitute the Companies' Program Guidelines for the completed solicitation.

##### Comments on stakeholder engagement regarding the Pro forma PPA

Consistent with the directive in the NCUC's order approving the CPRE Program in February 2018 in Docket Nos. E-2, Sub 1159 and E-7, Sub 1156, the Companies have substantially revised the PPA based on feedback received through two formal comment periods and continued to engage with stakeholders to determine if consensus can be reached on additional revisions to the PPA. More specifically, based on comments filed by stakeholders in Docket Nos. E-2, Sub 1159 and E-7, Sub 1156, the Companies made significant revisions to the November 2017 version of the Pro forma PPA before publishing this on May 11 as a pre-solicitation document for Tranche 1 of the RFP. Market Participants and other interested parties then had a second opportunity to review the

Pro Forma PPA (along with other draft solicitation documents). These comments were provided via the IA website. The Companies and the IA evaluated all of the comments received on the draft documents, including the Pro forma PPA and proceeded to make further, significant revisions to the Pro forma PPA before publishing the final PPA to be used in the Tranche 1 solicitation on June 8, 2018. The IA detailed the results of the comment period in their report which was completed on June 20, 2018 and posted to the website on June 21, 2018. In this report, the IA finds that the Companies gave full consideration to each observation and the IA agreed with the changes that the Companies elected to make to the PPA. On June 25, 2018 the Commission approved the final Pro forma PPA for use in Tranche 1 of the CPRE program.

The Companies held an additional stakeholder meeting regarding the PPA on August 7, 2018 via webinar. Approximately 50 participants called in to the webinar. The Companies presented a summary of the process that led to the Commission approval of the Tranche 1 PPA and summarized key changes made during the course of this process in response to comments and suggestions made by stakeholders. The Companies then opened the floor to questions from the webinar participants. Several of these questions were unrelated to the PPA and these individuals were directed to use the message board and Q&A process on the IA website. The comments on the PPA itself were very limited. The Companies provided responses to these comments on the call and reiterated the commitment to take these comments into consideration during the drafting of the Tranche 2 PPA document.

## 2. CPRE Tranche 2 RFP Document and Pro forma PPA

The Tranche 2 RFP document and pro-forma PPA are in review and subject to revisions during the Tranche 2 60-day pre-solicitation period which opened August 15, 2019. These documents will be posted to the Independent Administrators website when finalized: <https://decprerfp2019.accionpower.com>.

### Comments on stakeholder engagement regarding the Pro forma PPA

Pursuant to the NCUC Order Modifying and Accepting CPRE Program Plan on July 2, 2019, the pre-solicitation process for Tranche 2 will allow for comment opportunity with stakeholders that will be supervised by the Independent Administrator. The Commission order requires monthly stakeholder meetings to address any issues not specifically addressed in the order and to reach consensus on Tranche 2 documents. The schedule for these meetings is provided as Figure 5.

**Figure 5. Tranche 2 Stakeholder Meeting Schedule**

Date	Topic(s)
August 7, 2019	Review of IA’s final Tranche 1 Report Grid Locational Guidance Discussion concerning PPA Storage Protocols
September 12, 2019	PPA Terms and Conditions Grouping Study Base Case
October 10, 2019	General RFP Structure Asset Acquisition Discussion
November 13, 2019	Bidding Questions
December 12, 2019	To be determined

#### 4. Other Program Plan Updates

##### Energy Storage

Recognizing the improving cost effectiveness of energy storage technologies and planned future adoption by the Companies and consideration by other utilities in recent competitive generation procurements, the Companies’ made the determination that Renewable plus Storage Proposals— if thoughtfully integrated into the Companies’ system operations—should be accepted for consideration in the CPRE RFP. For this reason, the Companies’ Tranche 1 RFP and pro forma Tranche 1 PPA enabled market participants the option to offer Renewable plus Storage Proposals. Storage was included in 4 bids in Tranche 1 and 2 of these bids were ultimately awarded contracts.

To facilitate equitable consideration in the RFP, as well as to ensure effective integration of energy storage with the Companies’ system operations under the CPRE Program framework, the Companies incorporated into the Pro Forma PPA a limited number of modifications, including a two-page “Energy Storage Protocol”.

On May 23, 2019 the Companies participated in an NCUC CPRE Stakeholder Technical Conference to discuss modifications to the Energy Storage Protocol. The Companies provided an updated Energy Storage Protocol for Tranche 2 on August 7, 2019 for discussion in the initial Tranche 2 Stakeholder Meeting. The pre-solicitation feedback window is currently open.



*BUILDING A SMARTER ENERGY FUTURE<sup>SM</sup>*



***DEP NC and SC  
Front Cover Photos (Top to Bottom):***

***Combined Cycle: HF Lee  
Hydro: Tillery  
Nuclear: Robinson  
Hydro: Marshall  
Energy Efficiency***

***Back Cover Photos (Top to Bottom):***

***Downtown Raleigh, NC  
Duke Energy Transmission Line  
Helping Our Customers  
Duke Energy Lineman  
Solar: McAlpine Creek Substation  
Raleigh Convention Center Rooftop***







# DUKE ENERGY PROGRESS INTEGRATED RESOURCE PLAN UPDATE REPORT

## Non-Utility Generator Facilities



2019

Duke Energy Progress  
Integrated Resource Plan  
Update Report  
Non-Utility Generator Facilities

***DEP Non-Utility Generator Listing - North Carolina  
as of July 31, 2019***

<b>NORTH CAROLINA GENERATORS:</b>						
<b>Facility Name:</b>	<b>City/County:</b>	<b>State:</b>	<b>Primary Fuel Type:</b>	<b>Designation:</b>	<b>Inclusion in Utility's Resources:</b>	<b>Capacity (AC kW):</b>
Facility 1	Leasburg	NC	Solar	Intermediate	Yes	4.0
Facility 2	Warsaw	NC	Solar	Intermediate	Yes	630.0
Facility 3	Candler	NC	Solar	Intermediate	Yes	134.4
Facility 4	Sanford	NC	Solar	Intermediate	Yes	4950.0
Facility 5	Grifton	NC	Solar	Intermediate	Yes	4950.0
Facility 6	Trenton	NC	Solar	Intermediate	Yes	4950.0
Facility 7	Troy	NC	Solar	Intermediate	Yes	5000.0
Facility 8	Henderson	NC	Solar	Intermediate	Yes	5000.0
Facility 9	Siler City	NC	Solar	Intermediate	Yes	5000.0
Facility 10	Sanford	NC	Solar	Intermediate	Yes	4924.0
Facility 11	Warrenton	NC	Solar	Intermediate	Yes	4998.0
Facility 12	Siler City	NC	Solar	Intermediate	Yes	4498.0
Facility 13	Henderson	NC	Solar	Intermediate	Yes	4998.0
Facility 14	Garner	NC	Solar	Intermediate	Yes	4998.0
Facility 15	Moncure	NC	Solar	Intermediate	Yes	4747.0
Facility 16	Raleigh	NC	Solar	Intermediate	Yes	4.0
Facility 17	Asheville	NC	Solar	Intermediate	Yes	7.6
Facility 18	Siler City	NC	Solar	Intermediate	Yes	4.8
Facility 19	Asheville	NC	Solar	Intermediate	Yes	4.0
Facility 20	Asheboro	NC	Solar	Intermediate	Yes	2.0
Facility 21	Weaverville	NC	Solar	Intermediate	Yes	3.8
Facility 22	Hollister	NC	Solar	Intermediate	Yes	2.6
Facility 23	Waynesville	NC	Solar	Intermediate	Yes	5.0
Facility 24	Spring Hope	NC	Solar	Intermediate	Yes	176.0
Facility 25	Spring Hope	NC	Solar	Intermediate	Yes	85.0
Facility 26	Spring Hope	NC	Solar	Intermediate	Yes	93.0
Facility 27	Raleigh	NC	Solar	Intermediate	Yes	400.0
Facility 28	Holly Springs	NC	Solar	Intermediate	Yes	400.0
Facility 29	Southport	NC	Other	Intermediate	Yes	4950.0
Facility 30	Morrisville	NC	Solar	Intermediate	Yes	150.0
Facility 31	Sanford	NC	Solar	Intermediate	Yes	25.0
Facility 32	Wilmington	NC	Solar	Intermediate	Yes	9.0
Facility 33	Goldsboro	NC	Solar	Intermediate	Yes	5000.0
Facility 34	Asheville	NC	Solar	Intermediate	Yes	11.0
Facility 35	Roseboro	NC	Solar	Intermediate	Yes	1980.0
Facility 36	New Bern	NC	Solar	Intermediate	Yes	5000.0

Duke Energy Progress  
Integrated Resource Plan  
Update Report  
Non-Utility Generator Facilities

***DEP Non-Utility Generator Listing - North Carolina  
as of July 31, 2019***

<b>NORTH CAROLINA GENERATORS:</b>						
<b>Facility Name:</b>	<b>City/County:</b>	<b>State:</b>	<b>Primary Fuel Type:</b>	<b>Designation:</b>	<b>Inclusion in Utility's Resources:</b>	<b>Capacity (AC kW):</b>
Facility 37	Angier	NC	Solar	Intermediate	Yes	4400.0
Facility 38	Snow Hill	NC	Solar	Intermediate	Yes	1999.0
Facility 39	Arden	NC	Solar	Intermediate	Yes	23.0
Facility 40	Asheboro	NC	Solar	Intermediate	Yes	500.0
Facility 41	Cary	NC	Solar	Intermediate	Yes	190.0
Facility 42	Warrenton	NC	Solar	Intermediate	Yes	383.0
Facility 43	Laurinburg	NC	Solar	Intermediate	Yes	193.0
Facility 44	Fairview	NC	Solar	Intermediate	Yes	34.0
Facility 45	Rose Hill	NC	Solar	Intermediate	Yes	5000.0
Facility 46	Beulaville	NC	Solar	Intermediate	Yes	4998.0
Facility 47	Cameron	NC	Solar	Intermediate	Yes	9.0
Facility 48	Asheville	NC	Solar	Intermediate	Yes	9.6
Facility 49	Bailey	NC	Solar	Intermediate	Yes	4950.0
Facility 50	Raleigh	NC	Solar	Intermediate	Yes	32.0
Facility 51	Sanford	NC	Solar	Intermediate	Yes	5000.0
Facility 52	Apex	NC	Solar	Intermediate	Yes	20.0
Facility 53	Clayton	NC	Solar	Intermediate	Yes	17.5
Facility 54	Burgaw	NC	Solar	Intermediate	Yes	5000.0
Facility 55	Burgaw	NC	Solar	Intermediate	Yes	5000.0
Facility 56	Henderson	NC	Solar	Intermediate	Yes	4990.0
Facility 57	Chocowinity	NC	Solar	Intermediate	Yes	15000.0
Facility 58	Four Oaks	NC	Solar	Intermediate	Yes	798.0
Facility 59	Beulaville	NC	Solar	Intermediate	Yes	1999.0
Facility 60	Clayton	NC	Solar	Intermediate	Yes	407.0
Facility 61	Asheville	NC	Solar	Intermediate	Yes	1500.0
Facility 62	Biscoe	NC	Solar	Intermediate	Yes	5000.0
Facility 63	Selma	NC	Solar	Intermediate	Yes	5000.0
Facility 64	Selma	NC	Solar	Intermediate	Yes	4950.0
Facility 65	Bladenboro	NC	Solar	Intermediate	Yes	4975.0
Facility 66	Greensboro	NC	Solar	Intermediate	Yes	5000.0
Facility 67	Grantham	NC	Solar	Intermediate	Yes	5000.0
Facility 68	Fuquay Varina	NC	Solar	Intermediate	Yes	385.0
Facility 69	Warrenton	NC	Solar	Intermediate	Yes	4975.0
Facility 70	Oxford	NC	Solar	Intermediate	Yes	5000.0
Facility 71	Chadbourn	NC	Solar	Intermediate	Yes	5000.0
Facility 72	Moncure	NC	ic	Baseload	Yes	1500.0

Duke Energy Progress  
Integrated Resource Plan  
Update Report  
Non-Utility Generator Facilities

***DEP Non-Utility Generator Listing - North Carolina  
as of July 31, 2019***

<b>NORTH CAROLINA GENERATORS:</b>						
<b>Facility Name:</b>	<b>City/County:</b>	<b>State:</b>	<b>Primary Fuel Type:</b>	<b>Designation:</b>	<b>Inclusion in Utility's Resources:</b>	<b>Capacity (AC kW):</b>
Facility 73	Alexander	NC	Biomass	Intermediate	Yes	1415.0
Facility 74	Bunnlevel	NC	Solar	Intermediate	Yes	4998.0
Facility 75	Princeton	NC	Solar	Intermediate	Yes	5000.0
Facility 76	Asheboro	NC	Solar	Intermediate	Yes	4938.0
Facility 77	Troy	NC	Solar	Intermediate	Yes	4950.0
Facility 78	Timberlake	NC	Solar	Intermediate	Yes	520.0
Facility 79	Raleigh	NC	Solar	Intermediate	Yes	40.0
Facility 80	Candor	NC	Solar	Intermediate	Yes	4890.0
Facility 81	Raleigh	NC	Solar	Intermediate	Yes	200.0
Facility 82	Asheville	NC	Solar	Intermediate	Yes	193.0
Facility 83	Castalia	NC	Solar	Intermediate	Yes	1999.0
Facility 84	Garner	NC	Solar	Intermediate	Yes	2500.0
Facility 85	Garner	NC	Solar	Intermediate	Yes	1050.0
Facility 86	Raleigh	NC	Solar	Intermediate	Yes	43.0
Facility 87	Beulaville	NC	Solar	Intermediate	Yes	5000.0
Facility 88	Raleigh	NC	Solar	Intermediate	Yes	134.0
Facility 89	Whiteville	NC	Solar	Intermediate	Yes	5000.0
Facility 90	Lake Waccamaw	NC	Solar	Intermediate	Yes	4975.0
Facility 91	Middlesex	NC	Solar	Intermediate	Yes	5000.0
Facility 92	Chocowinity	NC	Solar	Intermediate	Yes	5000.0
Facility 93	Unknown	NC	ic	Baseload	Yes	80.0
Facility 94	Smithfield	NC	Biomass	Intermediate	Yes	1760.0
Facility 95	Bunn	NC	Solar	Intermediate	Yes	5000.0
Facility 96	Raleigh	NC	Solar	Intermediate	Yes	12.1
Facility 97	Raleigh	NC	Solar	Intermediate	Yes	11.0
Facility 98	Raleigh	NC	Solar	Intermediate	Yes	39.0
Facility 99	Raleigh	NC	Solar	Intermediate	Yes	19.0
Facility 100	Raleigh	NC	Solar	Intermediate	Yes	23.0
Facility 101	Elizabethtown	NC	Solar	Intermediate	Yes	4800.0
Facility 102	Clinton	NC	Solar	Intermediate	Yes	4950.0
Facility 103	Pollocksville	NC	Solar	Intermediate	Yes	300.0
Facility 104	Coats	NC	Solar	Intermediate	Yes	4998.0
Facility 105	Zebulon	NC	Solar	Intermediate	Yes	257.0
Facility 106	Oxford	NC	Solar	Intermediate	Yes	4999.0
Facility 107	Cedar Falls	NC	ic	Baseload	Yes	400.0
Facility 108	Oxford	NC	Solar	Intermediate	Yes	4999.0



Duke Energy Progress  
Integrated Resource Plan  
Update Report  
Non-Utility Generator Facilities

***DEP Non-Utility Generator Listing - North Carolina  
as of July 31, 2019***

<b>NORTH CAROLINA GENERATORS:</b>						
<b>Facility Name:</b>	<b>City/County:</b>	<b>State:</b>	<b>Primary Fuel Type:</b>	<b>Designation:</b>	<b>Inclusion in Utility's Resources:</b>	<b>Capacity (AC kW):</b>
Facility 109	Kinston	NC	Solar	Intermediate	Yes	4998.0
Facility 110	Oxford	NC	Solar	Intermediate	Yes	5000.0
Facility 111	Raleigh	NC	Solar	Intermediate	Yes	65.0
Facility 112	Arden	NC	Solar	Intermediate	Yes	160.0
Facility 113	Raleigh	NC	Solar	Intermediate	Yes	57.0
Facility 114	Raleigh	NC	Solar	Intermediate	Yes	73.0
Facility 115	Castle Hayne	NC	Solar	Intermediate	Yes	58.0
Facility 116	Ramseur	NC	ic	Baseload	Yes	675.0
Facility 117	Delco	NC	Solar	Intermediate	Yes	5000.0
Facility 118	Asheville	NC	Solar	Intermediate	Yes	44.0
Facility 119	Henderson	NC	Solar	Intermediate	Yes	4975.0
Facility 120	Chadbourn	NC	Solar	Intermediate	Yes	5000.0
Facility 121	Raleigh	NC	Solar	Intermediate	Yes	16.0
Facility 122	Dunn	NC	Solar	Intermediate	Yes	1999.0
Facility 123	Kenansville	NC	Solar	Intermediate	Yes	5000.0
Facility 124	Warsaw	NC	Solar	Intermediate	Yes	5000.0
Facility 125	Goldsboro	NC	Solar	Intermediate	Yes	1999.0
Facility 126	Cary	NC	Solar	Intermediate	Yes	8.8
Facility 127	Laurinburg	NC	Solar	Intermediate	Yes	5000.0
Facility 128	Weaverville	NC	Solar	Intermediate	Yes	42.0
Facility 129	Troy	NC	Biomass	Intermediate	Yes	6400.0
Facility 130	Sanford	NC	Solar	Intermediate	Yes	5000.0
Facility 131	Dunn	NC	Solar	Intermediate	Yes	4950.0
Facility 132	Four Oaks	NC	Solar	Intermediate	Yes	5000.0
Facility 133	Fletcher	NC	Solar	Intermediate	Yes	424.0
Facility 134	Newton Grove	NC	Solar	Intermediate	Yes	1980.0
Facility 135	Princeton	NC	Solar	Intermediate	Yes	5000.0
Facility 136	New Bern	NC	Solar	Intermediate	Yes	977.9
Facility 137	Leland	NC	Solar	Intermediate	Yes	53.0
Facility 138	Troy	NC	ic	Baseload	Yes	792.0
Facility 139	Raleigh	NC	Solar	Intermediate	Yes	452.8
Facility 140	Garner	NC	Solar	Intermediate	Yes	24.0
Facility 141	Faison	NC	Solar	Intermediate	Yes	1900.0
Facility 142	Chapel Hill	NC	Solar	Intermediate	Yes	1000.0
Facility 143	Raleigh	NC	Solar	Intermediate	Yes	565.0
Facility 144	Raleigh	NC	Solar	Intermediate	Yes	1000.0

Duke Energy Progress  
Integrated Resource Plan  
Update Report  
Non-Utility Generator Facilities

***DEP Non-Utility Generator Listing - North Carolina  
as of July 31, 2019***

<b>NORTH CAROLINA GENERATORS:</b>						
<b>Facility Name:</b>	<b>City/County:</b>	<b>State:</b>	<b>Primary Fuel Type:</b>	<b>Designation:</b>	<b>Inclusion in Utility's Resources:</b>	<b>Capacity (AC kW):</b>
Facility 145	Weaverville	NC	Solar	Intermediate	Yes	19.0
Facility 146	Fairmont	NC	Solar	Intermediate	Yes	4999.0
Facility 147	Canton	NC	Solar	Intermediate	Yes	440.0
Facility 148	Apex	NC	Solar	Intermediate	Yes	1500.0
Facility 149	Clyde	NC	Solar	Intermediate	Yes	77.0
Facility 150	Canton	NC	Solar	Intermediate	Yes	66.0
Facility 151	Fairmont	NC	Solar	Intermediate	Yes	4320.0
Facility 152	Ellerbe	NC	Solar	Intermediate	Yes	1999.0
Facility 153	Lumberton	NC	Solar	Intermediate	Yes	1999.0
Facility 154	Raleigh	NC	Solar	Intermediate	Yes	204.0
Facility 155	Raleigh	NC	Solar	Intermediate	Yes	81.0
Facility 156	Raleigh	NC	Solar	Intermediate	Yes	8.5
Facility 157	Lumberton	NC	Solar	Intermediate	Yes	4320.0
Facility 158	Albertson	NC	Solar	Intermediate	Yes	4800.0
Facility 159	Orrum	NC	Solar	Intermediate	Yes	4999.0
Facility 160	Atlantic Beach	NC	Diesel	Peak	Yes	400.0
Facility 161	Wilmington	NC	Diesel	Peak	Yes	400.0
Facility 162	Rocky Point	NC	Diesel	Peak	Yes	400.0
Facility 163	New Bern	NC	Diesel	Peak	Yes	400.0
Facility 164	Wilmington	NC	Diesel	Peak	Yes	350.0
Facility 165	Hope Mills	NC	Diesel	Peak	Yes	350.0
Facility 166	Cary	NC	Diesel	Peak	Yes	350.0
Facility 167	Raleigh	NC	Diesel	Peak	Yes	350.0
Facility 168	Clayton	NC	Diesel	Peak	Yes	438.0
Facility 169	Morrisville	NC	Diesel	Peak	Yes	438.0
Facility 170	Whispering Pines	NC	Diesel	Peak	Yes	438.0
Facility 171	West End	NC	Solar	Intermediate	Yes	5000.0
Facility 172	Louisburg	NC	Solar	Intermediate	Yes	1999.0
Facility 173	Louisburg	NC	Solar	Intermediate	Yes	2000.0
Facility 174	Louisburg	NC	Solar	Intermediate	Yes	5000.0
Facility 175	Fremont	NC	Solar	Intermediate	Yes	4995.0
Facility 176	Snow Hill	NC	Solar	Intermediate	Yes	5000.0
Facility 177	Elm City	NC	Solar	Intermediate	Yes	5000.0
Facility 178	Cordova	NC	Solar	Intermediate	Yes	5000.0
Facility 179	Fayetteville	NC	Solar	Intermediate	Yes	5000.0
Facility 180	Willow Springs	NC	Solar	Intermediate	Yes	5000.0

Duke Energy Progress  
Integrated Resource Plan  
Update Report  
Non-Utility Generator Facilities

***DEP Non-Utility Generator Listing - North Carolina  
as of July 31, 2019***

<b>NORTH CAROLINA GENERATORS:</b>						
<b>Facility Name:</b>	<b>City/County:</b>	<b>State:</b>	<b>Primary Fuel Type:</b>	<b>Designation:</b>	<b>Inclusion in Utility's Resources:</b>	<b>Capacity (AC kW):</b>
Facility 181	Clarkton	NC	Solar	Intermediate	Yes	1999.0
Facility 182	Chadbourn	NC	Solar	Intermediate	Yes	3800.0
Facility 183	Norlina	NC	Solar	Intermediate	Yes	384.0
Facility 184	Fair Bluff	NC	Solar	Intermediate	Yes	5000.0
Facility 185	Oxford	NC	Solar	Intermediate	Yes	2750.0
Facility 186	Kinston	NC	Solar	Intermediate	Yes	192.5
Facility 187	Garner	NC	Solar	Intermediate	Yes	160.0
Facility 188	Benson	NC	Solar	Intermediate	Yes	4000.0
Facility 189	Mt Olive	NC	Solar	Intermediate	Yes	4999.0
Facility 190	Wilmington	NC	Diesel	Peak	Yes	600.0
Facility 191	Fayetteville	NC	Diesel	Peak	Yes	600.0
Facility 192	Morehead City	NC	Diesel	Peak	Yes	875.0
Facility 193	Wilmington	NC	Diesel	Peak	Yes	750.0
Facility 194	Beulaville	NC	Solar	Intermediate	Yes	2000.0
Facility 195	Henderson	NC	Solar	Intermediate	Yes	100.0
Facility 196	Henderson	NC	Solar	Intermediate	Yes	125.0
Facility 197	Laurinburg	NC	Solar	Intermediate	Yes	5000.0
Facility 198	Rose Hill	NC	Solar	Intermediate	Yes	5000.0
Facility 199	Raleigh	NC	Solar	Intermediate	Yes	45.0
Facility 200	Spruce Pine	NC	Solar	Intermediate	Yes	17.0
Facility 201	Grifton	NC	Solar	Intermediate	Yes	4999.0
Facility 202	Stoney Creek	NC	Solar	Intermediate	Yes	5000.0
Facility 203	Maxton	NC	Solar	Intermediate	Yes	19800.0
Facility 204	Rose Hill	NC	Biomass	Intermediate	Yes	100.0
Facility 205	High Falls	NC	ic	Baseload	Yes	600.0
Facility 206	Greensboro	NC	ic	Baseload	Yes	990.0
Facility 207	Oxford	NC	Solar	Intermediate	Yes	200.0
Facility 208	Oxford	NC	Solar	Intermediate	Yes	158.0
Facility 209	New Bern	NC	Biomass	Intermediate	Yes	4000.0
Facility 210	Apex	NC	Biomass	Intermediate	Yes	7300.0
Facility 211	Leicester	NC	Solar	Intermediate	Yes	800.0
Facility 212	Canton	NC	Solar	Intermediate	Yes	1500.0
Facility 213	Leicester	NC	Solar	Intermediate	Yes	800.0
Facility 214	Albertson	NC	Solar	Intermediate	Yes	1981.0
Facility 215	Shannon	NC	Solar	Intermediate	Yes	4999.0
Facility 216	Maxton	NC	Solar	Intermediate	Yes	4999.0

Duke Energy Progress  
Integrated Resource Plan  
Update Report  
Non-Utility Generator Facilities

***DEP Non-Utility Generator Listing - North Carolina  
as of July 31, 2019***

<b>NORTH CAROLINA GENERATORS:</b>						
<b>Facility Name:</b>	<b>City/County:</b>	<b>State:</b>	<b>Primary Fuel Type:</b>	<b>Designation:</b>	<b>Inclusion in Utility's Resources:</b>	<b>Capacity (AC kW):</b>
Facility 217	Pembroke	NC	Solar	Intermediate	Yes	4995.0
Facility 218	Nashville	NC	Solar	Intermediate	Yes	1980.0
Facility 219	Leicester	NC	Solar	Intermediate	Yes	1990.0
Facility 220	Nashville	NC	Solar	Intermediate	Yes	1981.0
Facility 221	Snow Hill	NC	Solar	Intermediate	Yes	4995.0
Facility 222	Clinton	NC	Solar	Intermediate	Yes	5000.0
Facility 223	Laurinburg	NC	Solar	Intermediate	Yes	4995.0
Facility 224	Dudley	NC	Solar	Intermediate	Yes	22.3
Facility 225	New Hill	NC	ic	Baseload	Yes	4400.0
Facility 226	Raleigh	NC	Solar	Intermediate	Yes	1000.0
Facility 227	Asheville	NC	Solar	Intermediate	Yes	22.5
Facility 228	Asheville	NC	Solar	Intermediate	Yes	22.5
Facility 229	Four Oaks	NC	Solar	Intermediate	Yes	5000.0
Facility 230	Kenansville	NC	Solar	Intermediate	Yes	1999.0
Facility 231	Kenansville	NC	Solar	Intermediate	Yes	4500.0
Facility 232	Warsaw	NC	Solar	Intermediate	Yes	1999.0
Facility 233	Warsaw	NC	Solar	Intermediate	Yes	4999.0
Facility 234	Warrenton	NC	Solar	Intermediate	Yes	3000.0
Facility 235	Kinston	NC	Solar	Intermediate	Yes	4998.0
Facility 236	Hookerton	NC	Solar	Intermediate	Yes	1999.0
Facility 237	Warsaw	NC	Solar	Intermediate	Yes	5000.0
Facility 238	Bailey	NC	Solar	Intermediate	Yes	5000.0
Facility 239	Franklinville	NC	ic	Baseload	Yes	550.0
Facility 240	Parkton	NC	ic	Baseload	Yes	800.0
Facility 241	LaGrange	NC	Solar	Intermediate	Yes	4998.0
Facility 242	Four Oaks	NC	Solar	Intermediate	Yes	5000.0
Facility 243	Beulaville	NC	Solar	Intermediate	Yes	5000.0
Facility 244	Laurinburg	NC	Solar	Intermediate	Yes	1999.0
Facility 245	Grifton	NC	Solar	Intermediate	Yes	5000.0
Facility 246	Kinston	NC	Solar	Intermediate	Yes	4975.0
Facility 247	Lillington	NC	Solar	Intermediate	Yes	5000.0
Facility 248	Asheboro	NC	Solar	Intermediate	Yes	5000.0
Facility 249	Pembroke	NC	Solar	Intermediate	Yes	4000.0
Facility 250	Asheville	NC	Solar	Intermediate	Yes	10.0
Facility 251	Asheville	NC	Solar	Intermediate	Yes	21.0
Facility 252	Cary	NC	Solar	Intermediate	Yes	43.0

Duke Energy Progress  
Integrated Resource Plan  
Update Report  
Non-Utility Generator Facilities

***DEP Non-Utility Generator Listing - North Carolina  
as of July 31, 2019***

<b>NORTH CAROLINA GENERATORS:</b>						
<b>Facility Name:</b>	<b>City/County:</b>	<b>State:</b>	<b>Primary Fuel Type:</b>	<b>Designation:</b>	<b>Inclusion in Utility's Resources:</b>	<b>Capacity (AC kW):</b>
Facility 253	Marshall	NC	ic	Baseload	Yes	1000.0
Facility 254	Cary	NC	Solar	Intermediate	Yes	9.0
Facility 255	Kenly	NC	Solar	Intermediate	Yes	123.0
Facility 256	Fletcher	NC	Solar	Intermediate	Yes	20.0
Facility 257	Raleigh	NC	Solar	Intermediate	Yes	12.0
Facility 258	Henderson	NC	Solar	Intermediate	Yes	3000.0
Facility 259	Maxton	NC	Solar	Intermediate	Yes	4998.0
Facility 260	Asheville	NC	Solar	Intermediate	Yes	18.9
Facility 261	Asheville	NC	Solar	Intermediate	Yes	16.2
Facility 262	Rowland	NC	Solar	Intermediate	Yes	5000.0
Facility 263	Lumber Bridge	NC	Solar	Intermediate	Yes	4950.0
Facility 264	Cary	NC	Solar	Intermediate	Yes	552.0
Facility 265	Whiteville	NC	Solar	Intermediate	Yes	4950.0
Facility 266	Kenly	NC	Solar	Intermediate	Yes	75.0
Facility 267	Henderson	NC	Solar	Intermediate	Yes	5000.0
Facility 268	Asheville	NC	ic	Baseload	Yes	2500.0
Facility 269	Rougemont	NC	Solar	Intermediate	Yes	5000.0
Facility 270	Lilesville	NC	Solar	Intermediate	Yes	5000.0
Facility 271	Moncure	NC	Solar	Intermediate	Yes	3.3
Facility 272	Biscoe	NC	Solar	Intermediate	Yes	20000.0
Facility 273	LaGrange	NC	Solar	Intermediate	Yes	5000.0
Facility 274	La Grange	NC	Solar	Intermediate	Yes	4975.0
Facility 275	Louisburg	NC	Solar	Intermediate	Yes	5000.0
Facility 276	Mt Olive	NC	Solar	Intermediate	Yes	4998.0
Facility 277	Dudley	NC	Biomass	Intermediate	Yes	3180.0
Facility 278	Mt Olive	NC	Solar	Intermediate	Yes	4999.0
Facility 279	Mount Olive	NC	Solar	Intermediate	Yes	4975.0
Facility 280	Mt Olive	NC	Solar	Intermediate	Yes	1999.0
Facility 281	Clayton	NC	Solar	Intermediate	Yes	4000.0
Facility 282	Nashville	NC	Solar	Intermediate	Yes	4950.0
Facility 283	Spring Hope	NC	Solar	Intermediate	Yes	4950.0
Facility 284	Middlesex	NC	Solar	Intermediate	Yes	5000.0
Facility 285	Nashville	NC	Solar	Intermediate	Yes	2000.0
Facility 286	Smyrna	NC	Solar	Intermediate	Yes	9.6
Facility 287	Vass	NC	Solar	Intermediate	Yes	13.0
Facility 288	Raleigh	NC	Solar	Intermediate	Yes	1040.0

Duke Energy Progress  
Integrated Resource Plan  
Update Report  
Non-Utility Generator Facilities

***DEP Non-Utility Generator Listing - North Carolina  
as of July 31, 2019***

<b>NORTH CAROLINA GENERATORS:</b>						
<b>Facility Name:</b>	<b>City/County:</b>	<b>State:</b>	<b>Primary Fuel Type:</b>	<b>Designation:</b>	<b>Inclusion in Utility's Resources:</b>	<b>Capacity (AC kW):</b>
Facility 289	Ernul	NC	Solar	Intermediate	Yes	4975.0
Facility 290	Smithfield	NC	Solar	Intermediate	Yes	5000.0
Facility 291	Laurinburg	NC	Solar	Intermediate	Yes	2000.0
Facility 292	Laurinburg	NC	Solar	Intermediate	Yes	2000.0
Facility 293	Gibson	NC	Solar	Intermediate	Yes	5000.0
Facility 294	Castalia	NC	Solar	Intermediate	Yes	4998.0
Facility 295	Marston	NC	Solar	Intermediate	Yes	4999.0
Facility 296	Wilmington	NC	Solar	Intermediate	Yes	46.0
Facility 297	Laurinburg	NC	Solar	Intermediate	Yes	4950.0
Facility 298	Raleigh	NC	Diesel	Peak	Yes	500.0
Facility 299	Spring Hope	NC	ic	Baseload	Yes	350.0
Facility 300	Jacksonville	NC	Biomass	Intermediate	Yes	1753.0
Facility 301	Red Springs	NC	Solar	Intermediate	Yes	4950.0
Facility 302	Louisburg	NC	Solar	Intermediate	Yes	48.0
Facility 303	Timberlake	NC	Solar	Intermediate	Yes	1000.0
Facility 304	Aurora	NC	-	-	Yes	10000.0
Facility 305	Timberlake	NC	Solar	Intermediate	Yes	2400.0
Facility 306	Pittsboro	NC	Solar	Intermediate	Yes	11.0
Facility 307	Sanford	NC	Other	Intermediate	Yes	250.0
Facility 308	Pikeville	NC	Solar	Intermediate	Yes	4998.0
Facility 309	Bynum	NC	ic	Baseload	Yes	500.0
Facility 310	Pollocksville	NC	Solar	Intermediate	Yes	5000.0
Facility 311	Ernul	NC	Solar	Intermediate	Yes	4999.0
Facility 312	Clinton	NC	Biomass	Intermediate	Yes	150.0
Facility 313	Sanford	NC	Diesel	Peak	Yes	1562.0
Facility 314	Bunn	NC	Solar	Intermediate	Yes	4000.0
Facility 315	Fairmont	NC	Solar	Intermediate	Yes	3500.0
Facility 316	Maxton	NC	Solar	Intermediate	Yes	3600.0
Facility 317	Wilmington	NC	Solar	Intermediate	Yes	383.0
Facility 318	Fayetteville	NC	Solar	Intermediate	Yes	4000.0
Facility 319	Raeford	NC	Solar	Intermediate	Yes	4975.0
Facility 320	St Pauls	NC	Solar	Intermediate	Yes	4998.0
Facility 321	Saint Pauls	NC	Solar	Intermediate	Yes	4975.0
Facility 322	Warrenton	NC	Solar	Intermediate	Yes	4990.0
Facility 323	Fuquay Varina	NC	Solar	Intermediate	Yes	410.0
Facility 324	Cary	NC	Solar	Intermediate	Yes	192.5

Duke Energy Progress  
Integrated Resource Plan  
Update Report  
Non-Utility Generator Facilities

***DEP Non-Utility Generator Listing - North Carolina  
as of July 31, 2019***

<b>NORTH CAROLINA GENERATORS:</b>						
<b>Facility Name:</b>	<b>City/County:</b>	<b>State:</b>	<b>Primary Fuel Type:</b>	<b>Designation:</b>	<b>Inclusion in Utility's Resources:</b>	<b>Capacity (AC kW):</b>
Facility 325	Cary	NC	Solar	Intermediate	Yes	17.5
Facility 326	Marston	NC	Solar	Intermediate	Yes	4975.0
Facility 327	Rocky Mount	NC	ic	Baseload	Yes	600.0
Facility 328	Swannanoa	NC	Solar	Intermediate	Yes	18.0
Facility 329	Rose Hill	NC	Solar	Intermediate	Yes	1900.0
Facility 330	Roxboro	NC	Solar	Intermediate	Yes	4975.0
Facility 331	Oxford	NC	Solar	Intermediate	Yes	5000.0
Facility 332	Godwin	NC	Solar	Intermediate	Yes	4999.0
Facility 333	Biscoe	NC	Solar	Intermediate	Yes	5000.0
Facility 334	Roseboro	NC	Solar	Intermediate	Yes	1980.0
Facility 335	Asheville	NC	Solar	Intermediate	Yes	20.0
Facility 336	Elm City	NC	Solar	Intermediate	Yes	1200.0
Facility 337	Louisburg	NC	Solar	Intermediate	Yes	5000.0
Facility 338	Cary	NC	Solar	Intermediate	Yes	72.0
Facility 339	Cary	NC	Solar	Intermediate	Yes	800.0
Facility 340	Cary	NC	Solar	Intermediate	Yes	1200.0
Facility 341	Carthage	NC	Solar	Intermediate	Yes	5000.0
Facility 342	Selma	NC	Solar	Intermediate	Yes	5000.0
Facility 343	Shannon	NC	Solar	Intermediate	Yes	5000.0
Facility 344	Shannon	NC	Solar	Intermediate	Yes	4975.0
Facility 345	Gibson	NC	Solar	Intermediate	Yes	5000.0
Facility 346	Snow Hill	NC	Solar	Intermediate	Yes	1990.0
Facility 347	Mt Olive	NC	Solar	Intermediate	Yes	1980.0
Facility 348	Raleigh	NC	Solar	Intermediate	Yes	385.0
Facility 349	Newton Grove	NC	Solar	Intermediate	Yes	4872.0
Facility 350	Clarkton	NC	Solar	Intermediate	Yes	4950.0
Facility 351	Dunn	NC	Solar	Intermediate	Yes	5000.0
Facility 352	Dunn	NC	Solar	Intermediate	Yes	3400.0
Facility 353	Goldsboro	NC	Solar	Intermediate	Yes	5000.0
Facility 354	Norlina	NC	Solar	Intermediate	Yes	3500.0
Facility 355	Wilmington	NC	Solar	Intermediate	Yes	100.0
Facility 356	Wilmington	NC	Solar	Intermediate	Yes	1600.0
Facility 357	Louisburg	NC	Solar	Intermediate	Yes	5000.0
Facility 358	Rowland	NC	Solar	Intermediate	Yes	4975.0
Facility 359	Fletcher	NC	Solar	Intermediate	Yes	1000.0
Facility 360	Eagle Springs	NC	Solar	Intermediate	Yes	4950.0



Duke Energy Progress  
Integrated Resource Plan  
Update Report  
Non-Utility Generator Facilities

***DEP Non-Utility Generator Listing - North Carolina  
as of July 31, 2019***

<b>NORTH CAROLINA GENERATORS:</b>						
<b>Facility Name:</b>	<b>City/County:</b>	<b>State:</b>	<b>Primary Fuel Type:</b>	<b>Designation:</b>	<b>Inclusion in Utility's Resources:</b>	<b>Capacity (AC kW):</b>
Facility 361	Henderson	NC	Solar	Intermediate	Yes	4995.0
Facility 362	St Pauls	NC	Solar	Intermediate	Yes	4998.0
Facility 363	St Pauls	NC	Solar	Intermediate	Yes	4998.0
Facility 364	Henderson	NC	Solar	Intermediate	Yes	4999.0
Facility 365	Henderson	NC	Solar	Intermediate	Yes	5000.0
Facility 366	Smyrna	NC	Solar	Intermediate	Yes	5000.0
Facility 367	Garland	NC	Solar	Intermediate	Yes	4998.0
Facility 368	Littleton	NC	Solar	Intermediate	Yes	5000.0
Facility 369	Wilmington	NC	Solar	Intermediate	Yes	1000.0
Facility 370	Albertson	NC	Solar	Intermediate	Yes	5000.0
Facility 371	Albertson	NC	Solar	Intermediate	Yes	5000.0
Facility 372	Weaverville	NC	Solar	Intermediate	Yes	193.0
Facility 373	Willow Springs	NC	Solar	Intermediate	Yes	4950.0
Facility 374	Black Mountain	NC	Solar	Intermediate	Yes	40.0
Facility 375	Sanford	NC	Solar	Intermediate	Yes	5000.0
Facility 376	Southern Pines	NC	Solar	Intermediate	Yes	19.9
Facility 377	Godwin	NC	Solar	Intermediate	Yes	4998.0
Facility 378	Raleigh	NC	Solar	Intermediate	Yes	515.0
Facility 379	Asheboro	NC	Solar	Intermediate	Yes	340.0
Facility 380	Wrightsville Beach	NC	Solar	Intermediate	Yes	16.0
Facility 381	Cary	NC	Solar	Intermediate	Yes	20.0
Facility 382	Bailey	NC	Solar	Intermediate	Yes	10000.0
Facility 383	Asheville	NC	Solar	Intermediate	Yes	18.0
Facility 384	Fairmont	NC	Solar	Intermediate	Yes	5000.0
Facility 385	Chocowinity	NC	Solar	Intermediate	Yes	4500.0
Facility 386	Kinston	NC	Solar	Intermediate	Yes	5000.0
Facility 387	Laurinburg	NC	Solar	Intermediate	Yes	5000.0
Facility 388	New Bern	NC	Solar	Intermediate	Yes	4500.0
Facility 389	Black Mountain	NC	Solar	Intermediate	Yes	30.0
Facility 390	Asheville	NC	Solar	Intermediate	Yes	24.0
Facility 391	Henderson	NC	Solar	Intermediate	Yes	17.5
Facility 392	Henderson	NC	Solar	Intermediate	Yes	5000.0
Facility 393	Pittsboro	NC	Solar	Intermediate	Yes	48.0
Facility 394	Chapel Hill	NC	Solar	Intermediate	Yes	2000.0
Facility 395	Henderson	NC	Solar	Intermediate	Yes	5000.0
Facility 396	Rose Hill	NC	Biomass	Intermediate	Yes	120.0



Duke Energy Progress  
Integrated Resource Plan  
Update Report  
Non-Utility Generator Facilities

***DEP Non-Utility Generator Listing - North Carolina  
as of July 31, 2019***

<b>NORTH CAROLINA GENERATORS:</b>						
<b>Facility Name:</b>	<b>City/County:</b>	<b>State:</b>	<b>Primary Fuel Type:</b>	<b>Designation:</b>	<b>Inclusion in Utility's Resources:</b>	<b>Capacity (AC kW):</b>
Facility 397	Wadesboro	NC	Solar	Intermediate	Yes	4998.0
Facility 398	Wadesboro	NC	Solar	Intermediate	Yes	4998.0
Facility 399	Wadesboro	NC	Solar	Intermediate	Yes	5000.0
Facility 400	Roxboro	NC	Solar	Intermediate	Yes	4975.0
Facility 401	Raleigh	NC	Solar	Intermediate	Yes	308.0
Facility 402	Wallace	NC	Solar	Intermediate	Yes	1990.0
Facility 403	Warrenton	NC	Solar	Intermediate	Yes	4975.0
Facility 404	Warsaw	NC	Solar	Intermediate	Yes	1900.0
Facility 405	Warsaw	NC	Solar	Intermediate	Yes	1990.0
Facility 406	Maxton	NC	Solar	Intermediate	Yes	4975.0
Facility 407	Mt Olive	NC	Solar	Intermediate	Yes	5000.0
Facility 408	Goldsboro	NC	Solar	Intermediate	Yes	5000.0
Facility 409	Goldsboro	NC	Solar	Intermediate	Yes	5000.0
Facility 410	Smithfield	NC	Solar	Intermediate	Yes	5000.0
Facility 411	Siler City	NC	Solar	Intermediate	Yes	4998.0
Facility 412	Raleigh	NC	Solar	Intermediate	Yes	79.0
Facility 413	Elm City	NC	Solar	Intermediate	Yes	4975.0
Facility 414	Albertson	NC	Solar	Intermediate	Yes	5000.0
Facility 415	Blanch	NC	Solar	Intermediate	Yes	5000.0
Facility 416	Blanch	NC	Solar	Intermediate	Yes	4950.0
Facility 417	Blanch	NC	Solar	Intermediate	Yes	4975.0
Facility 418	Red Springs	NC	Solar	Intermediate	Yes	4998.0
Facility 419	Red Springs	NC	Solar	Intermediate	Yes	4950.0
Facility 420	Red Springs	NC	Solar	Intermediate	Yes	4998.0
Facility 421	Lumberton	NC	Solar	Intermediate	Yes	4998.0
Facility 422	Asheville	NC	Solar	Intermediate	Yes	14.6
Facility 423	Chapel Hill	NC	Solar	Intermediate	Yes	10.3
Facility 424	Black Mountain	NC	Solar	Intermediate	Yes	11.4
Facility 425	Fairmont	NC	Solar	Intermediate	Yes	4999.0
Facility 426	Willow Spring	NC	Solar	Intermediate	Yes	1990.0
Facility 427	Coats	NC	Solar	Intermediate	Yes	2.5
Facility 428	Cary	NC	Solar	Intermediate	Yes	3.0
Facility 429	Angier	NC	Solar	Intermediate	Yes	2.6
Facility 430	Angier	NC	Solar	Intermediate	Yes	5.8
Facility 431	Black Mountain	NC	Solar	Intermediate	Yes	5.3
Facility 432	Weaverville	NC	Solar	Intermediate	Yes	5.0

Duke Energy Progress  
Integrated Resource Plan  
Update Report  
Non-Utility Generator Facilities

***DEP Non-Utility Generator Listing - North Carolina  
as of July 31, 2019***

<b>NORTH CAROLINA GENERATORS:</b>						
<b>Facility Name:</b>	<b>City/County:</b>	<b>State:</b>	<b>Primary Fuel Type:</b>	<b>Designation:</b>	<b>Inclusion in Utility's Resources:</b>	<b>Capacity (AC kW):</b>
Facility 433	Pittsboro	NC	Solar	Intermediate	Yes	6.0
Facility 434	Fairview	NC	Solar	Intermediate	Yes	8.0
Facility 435	Apex	NC	Solar	Intermediate	Yes	6.0
Facility 436	Troy	NC	Solar	Intermediate	Yes	4998.0
Facility 437	Asheville	NC	Solar	Intermediate	Yes	4.2
Facility 438	Asheville	NC	Solar	Intermediate	Yes	5.0
Facility 439	Raleigh	NC	Solar	Intermediate	Yes	9.6
Facility 440	Asheville	NC	Solar	Intermediate	Yes	2.1
Facility 441	Middlesex	NC	Solar	Intermediate	Yes	4973.0
Facility 442	Pinehurst	NC	Solar	Intermediate	Yes	8.0
Facility 443	Asheboro	NC	Solar	Intermediate	Yes	5.2
Facility 444	Asheville	NC	Solar	Intermediate	Yes	6.9
Facility 445	Henderson	NC	Solar	Intermediate	Yes	5000.0
Facility 446	Black Mountain	NC	Solar	Intermediate	Yes	6.0
Facility 447	Vass	NC	Solar	Intermediate	Yes	6.2
Facility 448	Fairview	NC	Solar	Intermediate	Yes	7.7
Facility 449	Cary	NC	Solar	Intermediate	Yes	2.5
Facility 450	Louisburg	NC	Solar	Intermediate	Yes	4.7
Facility 451	Asheville	NC	Solar	Intermediate	Yes	6.0
Facility 452	Candler	NC	Solar	Intermediate	Yes	7.6
Facility 453	Cary	NC	Solar	Intermediate	Yes	4.5
Facility 454	Candler	NC	Solar	Intermediate	Yes	0.9
Facility 455	Garner	NC	Solar	Intermediate	Yes	7.3
Facility 456	Leicester	NC	Solar	Intermediate	Yes	7.7
Facility 457	Fairview	NC	Solar	Intermediate	Yes	5.0
Facility 458	Asheville	NC	Solar	Intermediate	Yes	7.7
Facility 459	Asheville	NC	Solar	Intermediate	Yes	3.0
Facility 460	Pinehurst	NC	Solar	Intermediate	Yes	6.8
Facility 461	Apex	NC	Solar	Intermediate	Yes	6.0
Facility 462	Pittsboro	NC	Solar	Intermediate	Yes	2.2
Facility 463	Leland	NC	Solar	Intermediate	Yes	3.4
Facility 464	Candler	NC	Solar	Intermediate	Yes	6.0
Facility 465	Raleigh	NC	Solar	Intermediate	Yes	4.0
Facility 466	Wilmington	NC	Solar	Intermediate	Yes	4.3
Facility 467	Raleigh	NC	Solar	Intermediate	Yes	1.6
Facility 468	Asheville	NC	Solar	Intermediate	Yes	4.7

***DEP Non-Utility Generator Listing - North Carolina  
as of July 31, 2019***

<b>NORTH CAROLINA GENERATORS:</b>						
<b>Facility Name:</b>	<b>City/County:</b>	<b>State:</b>	<b>Primary Fuel Type:</b>	<b>Designation:</b>	<b>Inclusion in Utility's Resources:</b>	<b>Capacity (AC kW):</b>
Facility 469	Apex	NC	Solar	Intermediate	Yes	96.0
Facility 470	Apex	NC	Solar	Intermediate	Yes	15.0
Facility 471	Chapel Hill	NC	Solar	Intermediate	Yes	6.0
Facility 472	Canton	NC	Solar	Intermediate	Yes	2.0
Facility 473	Barnardsville	NC	Solar	Intermediate	Yes	7.6
Facility 474	Clayton	NC	Solar	Intermediate	Yes	1999.0
Facility 475	Selma	NC	Solar	Intermediate	Yes	1999.0
Facility 476	Selma	NC	Solar	Intermediate	Yes	1999.0
Facility 477	Angier	NC	Solar	Intermediate	Yes	5.0
Facility 478	Pittsboro	NC	Solar	Intermediate	Yes	5.0
Facility 479	Asheboro	NC	Solar	Intermediate	Yes	2.4
Facility 480	Farmville	NC	Solar	Intermediate	Yes	5000.0
Facility 481	Pittsboro	NC	Solar	Intermediate	Yes	3.1
Facility 482	Raleigh	NC	Solar	Intermediate	Yes	1.8
Facility 483	Wake Forest	NC	Solar	Intermediate	Yes	5.9
Facility 484	Louisburg	NC	Solar	Intermediate	Yes	2.5
Facility 485	Rocky Point	NC	Solar	Intermediate	Yes	3.0
Facility 486	Apex	NC	Solar	Intermediate	Yes	3.7
Facility 487	Asheville	NC	Solar	Intermediate	Yes	250.0
Facility 488	Southern Pines	NC	Solar	Intermediate	Yes	1.6
Facility 489	Raleigh	NC	Solar	Intermediate	Yes	3.1
Facility 490	Pittsboro	NC	Solar	Intermediate	Yes	4.0
Facility 491	Chapel Hill	NC	Solar	Intermediate	Yes	14.0
Facility 492	Black Mtn	NC	Solar	Intermediate	Yes	20.0
Facility 493	Hampstead	NC	Solar	Intermediate	Yes	3.0
Facility 494	Pittsboro	NC	Solar	Intermediate	Yes	8.0
Facility 495	Raleigh	NC	Solar	Intermediate	Yes	8.0
Facility 496	Laurel Hill	NC	Solar	Intermediate	Yes	5000.0
Facility 497	Raleigh	NC	Solar	Intermediate	Yes	7.7
Facility 498	Asheville	NC	Solar	Intermediate	Yes	5.5
Facility 499	Raleigh	NC	Solar	Intermediate	Yes	3.0
Facility 500	Asheville	NC	Solar	Intermediate	Yes	1.9
Facility 501	Cary	NC	Solar	Intermediate	Yes	7.0
Facility 502	Lumberton	NC	Solar	Intermediate	Yes	4973.0
Facility 503	Nashville	NC	Solar	Intermediate	Yes	4998.0
Facility 504	Pittsboro	NC	Solar	Intermediate	Yes	5000.0

Duke Energy Progress  
Integrated Resource Plan  
Update Report  
Non-Utility Generator Facilities

***DEP Non-Utility Generator Listing - North Carolina  
as of July 31, 2019***

<b>NORTH CAROLINA GENERATORS:</b>						
<b>Facility Name:</b>	<b>City/County:</b>	<b>State:</b>	<b>Primary Fuel Type:</b>	<b>Designation:</b>	<b>Inclusion in Utility's Resources:</b>	<b>Capacity (AC kW):</b>
Facility 505	Fuquay Varnia	NC	Solar	Intermediate	Yes	2.5
Facility 506	Star	NC	Solar	Intermediate	Yes	2.3
Facility 507	Candler	NC	Solar	Intermediate	Yes	3.0
Facility 508	Sanford	NC	Solar	Intermediate	Yes	5.8
Facility 509	Cary	NC	Solar	Intermediate	Yes	1.8
Facility 510	Wilmington	NC	Solar	Intermediate	Yes	3.0
Facility 511	Louisburg	NC	Solar	Intermediate	Yes	9.1
Facility 512	Morrisville	NC	Solar	Intermediate	Yes	1.3
Facility 513	Candler	NC	Solar	Intermediate	Yes	7.3
Facility 514	Rockingham	NC	Solar	Intermediate	Yes	4938.0
Facility 515	Fayetteville	NC	Solar	Intermediate	Yes	5.7
Facility 516	Fairview	NC	Solar	Intermediate	Yes	2.5
Facility 517	Spring Hope	NC	Solar	Intermediate	Yes	13.0
Facility 518	Raleigh	NC	Solar	Intermediate	Yes	24.0
Facility 519	Wilmington	NC	Solar	Intermediate	Yes	60.0
Facility 520	Wilmington	NC	Solar	Intermediate	Yes	24.0
Facility 521	Pittsboro	NC	Solar	Intermediate	Yes	77.0
Facility 522	Raleigh	NC	Solar	Intermediate	Yes	273.0
Facility 523	Wilmington	NC	Solar	Intermediate	Yes	40.0
Facility 524	Sanford	NC	Solar	Intermediate	Yes	4998.0
Facility 525	Wallace	NC	Solar	Intermediate	Yes	4998.0
Facility 526	Siler City	NC	Solar	Intermediate	Yes	4973.0
Facility 527	Wallace	NC	Solar	Intermediate	Yes	4998.0
Facility 528	Raleigh	NC	Solar	Intermediate	Yes	3.0
Facility 529	Raeford	NC	Solar	Intermediate	Yes	5000.0
Facility 530	Alexander	NC	Solar	Intermediate	Yes	2.9
Facility 531	Weaverville	NC	Solar	Intermediate	Yes	1.5
Facility 532	Pittsboro	NC	Solar	Intermediate	Yes	6.0
Facility 533	Delco	NC	Solar	Intermediate	Yes	4500.0
Facility 534	Wilmington	NC	Solar	Intermediate	Yes	1.0
Facility 535	Asheville	NC	Solar	Intermediate	Yes	0.9
Facility 536	Wagram	NC	Solar	Intermediate	Yes	15.4
Facility 537	Smyrna	NC	Wind	Intermediate	Yes	10.0
Facility 538	Wake Forest	NC	Solar	Intermediate	Yes	34.2
Facility 539	Raleigh	NC	Solar	Intermediate	Yes	8.6
Facility 540	Roxboro	NC	Solar	Intermediate	Yes	11.6

Duke Energy Progress  
Integrated Resource Plan  
Update Report  
Non-Utility Generator Facilities

***DEP Non-Utility Generator Listing - North Carolina  
as of July 31, 2019***

<b>NORTH CAROLINA GENERATORS:</b>						
<b>Facility Name:</b>	<b>City/County:</b>	<b>State:</b>	<b>Primary Fuel Type:</b>	<b>Designation:</b>	<b>Inclusion in Utility's Resources:</b>	<b>Capacity (AC kW):</b>
Facility 541	Aberdeen	NC	Solar	Intermediate	Yes	4.1
Facility 542	Broadway	NC	Solar	Intermediate	Yes	8.6
Facility 543	Raleigh	NC	Solar	Intermediate	Yes	3.8
Facility 544	Weaverville	NC	Solar	Intermediate	Yes	6.0
Facility 545	Weaverville	NC	Solar	Intermediate	Yes	3.0
Facility 546	Asheville	NC	Solar	Intermediate	Yes	3.0
Facility 547	Bladenboro	NC	Solar	Intermediate	Yes	4550.0
Facility 548	Raleigh	NC	Solar	Intermediate	Yes	2.9
Facility 549	Pollocksville	NC	Solar	Intermediate	Yes	5000.0
Facility 550	Fuquay Varina	NC	Solar	Intermediate	Yes	5000.0
Facility 551	Pembroke	NC	Solar	Intermediate	Yes	4995.0
Facility 552	Black Mountain	NC	Solar	Intermediate	Yes	15.2
Facility 553	Black Mountain	NC	Solar	Intermediate	Yes	20.0
Facility 554	Dunn	NC	Solar	Intermediate	Yes	4998.0
Facility 555	Semora	NC	Solar	Intermediate	Yes	5.3
Facility 556	Candler	NC	Solar	Intermediate	Yes	2.4
Facility 557	Holly Springs	NC	Solar	Intermediate	Yes	3.8
Facility 558	Raleigh	NC	Solar	Intermediate	Yes	4.0
Facility 559	Coats	NC	Solar	Intermediate	Yes	3.8
Facility 560	Asheville	NC	Solar	Intermediate	Yes	3.8
Facility 561	Raleigh	NC	Solar	Intermediate	Yes	4.0
Facility 562	Asheville	NC	Solar	Intermediate	Yes	30.0
Facility 563	Asheville	NC	Solar	Intermediate	Yes	2.9
Facility 564	Raeford	NC	Solar	Intermediate	Yes	3.0
Facility 565	Asheville	NC	Solar	Intermediate	Yes	8.6
Facility 566	Calypso	NC	Solar	Intermediate	Yes	3400.0
Facility 567	Liberty	NC	Solar	Intermediate	Yes	5000.0
Facility 568	Wake Forest	NC	Solar	Intermediate	Yes	10.0
Facility 569	Pittsboro	NC	Solar	Intermediate	Yes	4.0
Facility 570	Durham	NC	Solar	Intermediate	Yes	5.0
Facility 571	Wilmington	NC	Solar	Intermediate	Yes	2.9
Facility 572	Garner	NC	Solar	Intermediate	Yes	15.0
Facility 573	Zebulon	NC	Solar	Intermediate	Yes	5.0
Facility 574	Whiteville	NC	Solar	Intermediate	Yes	4998.0
Facility 575	Raleigh	NC	Solar	Intermediate	Yes	0.3
Facility 576	Weaverville	NC	Solar	Intermediate	Yes	10.1

***DEP Non-Utility Generator Listing - North Carolina  
as of July 31, 2019***

<b>NORTH CAROLINA GENERATORS:</b>						
<b>Facility Name:</b>	<b>City/County:</b>	<b>State:</b>	<b>Primary Fuel Type:</b>	<b>Designation:</b>	<b>Inclusion in Utility's Resources:</b>	<b>Capacity (AC kW):</b>
Facility 577	Asheville	NC	Solar	Intermediate	Yes	5.2
Facility 578	Ashville	NC	Solar	Intermediate	Yes	3.8
Facility 579	Fairview	NC	Solar	Intermediate	Yes	5.0
Facility 580	Roxboro	NC	Solar	Intermediate	Yes	1998.0
Facility 581	Asheville	NC	Solar	Intermediate	Yes	6.0
Facility 582	Pittsboro	NC	Solar	Intermediate	Yes	2.0
Facility 583	Asheville	NC	Solar	Intermediate	Yes	1.9
Facility 584	Apex	NC	Solar	Intermediate	Yes	6.3
Facility 585	Fremont	NC	Solar	Intermediate	Yes	6.0
Facility 586	Chapel Hill	NC	Solar	Intermediate	Yes	7.0
Facility 587	Wilmington	NC	Solar	Intermediate	Yes	8.8
Facility 588	Maggie Valley	NC	Solar	Intermediate	Yes	7.7
Facility 589	Lillington	NC	Solar	Intermediate	Yes	2.9
Facility 590	Lakes	NC	Solar	Intermediate	Yes	3.8
Facility 591	Asheville	NC	Solar	Intermediate	Yes	2.2
Facility 592	Wilmington	NC	Solar	Intermediate	Yes	5.0
Facility 593	Morrisville	NC	Solar	Intermediate	Yes	3.0
Facility 594	Asheville	NC	Solar	Intermediate	Yes	5.0
Facility 595	Raleigh	NC	Solar	Intermediate	Yes	4.0
Facility 596	Chapel Hill	NC	Solar	Intermediate	Yes	2.1
Facility 597	Asheville	NC	Solar	Intermediate	Yes	6.0
Facility 598	Hurdle Mills	NC	Solar	Intermediate	Yes	20.0
Facility 599	Benson	NC	Solar	Intermediate	Yes	4340.0
Facility 600	Canton	NC	Solar	Intermediate	Yes	11.5
Facility 601	Vass	NC	Solar	Intermediate	Yes	4.8
Facility 602	Laurinburg	NC	Solar	Intermediate	Yes	1.7
Facility 603	Raleigh	NC	Solar	Intermediate	Yes	7.5
Facility 604	Asheville	NC	Solar	Intermediate	Yes	45.0
Facility 605	Raleigh	NC	Solar	Intermediate	Yes	180.0
Facility 606	Asheville	NC	Solar	Intermediate	Yes	1.5
Facility 607	Goldsboro	NC	Solar	Intermediate	Yes	5000.0
Facility 608	Asheville	NC	Solar	Intermediate	Yes	4.0
Facility 609	Asheville	NC	Solar	Intermediate	Yes	5.8
Facility 610	Asheville	NC	Solar	Intermediate	Yes	3.8
Facility 611	Raleigh	NC	Solar	Intermediate	Yes	1.9
Facility 612	Black Mountain	NC	Solar	Intermediate	Yes	10.0

***DEP Non-Utility Generator Listing - North Carolina  
as of July 31, 2019***

<b>NORTH CAROLINA GENERATORS:</b>						
<b>Facility Name:</b>	<b>City/County:</b>	<b>State:</b>	<b>Primary Fuel Type:</b>	<b>Designation:</b>	<b>Inclusion in Utility's Resources:</b>	<b>Capacity (AC kW):</b>
Facility 613	Wilmington	NC	Solar	Intermediate	Yes	6.5
Facility 614	Climax	NC	Solar	Intermediate	Yes	7.7
Facility 615	Castalia	NC	Solar	Intermediate	Yes	3.0
Facility 616	Siler City	NC	Solar	Intermediate	Yes	8.0
Facility 617	Fayetteville	NC	Solar	Intermediate	Yes	7.5
Facility 618	Benson	NC	Solar	Intermediate	Yes	3.0
Facility 619	Raleigh	NC	Solar	Intermediate	Yes	40.0
Facility 620	Asheville	NC	Solar	Intermediate	Yes	5.0
Facility 621	Pittsboro	NC	Solar	Intermediate	Yes	4.2
Facility 622	Raleigh	NC	Solar	Intermediate	Yes	68.0
Facility 623	New Bern	NC	Solar	Intermediate	Yes	3.0
Facility 624	Fairview	NC	Solar	Intermediate	Yes	40.0
Facility 625	Pittsboro	NC	Solar	Intermediate	Yes	3.0
Facility 626	Humpstead	NC	Solar	Intermediate	Yes	4.0
Facility 627	Raleigh	NC	Solar	Intermediate	Yes	51.0
Facility 628	Atlantic Beach	NC	Solar	Intermediate	Yes	3.0
Facility 629	Wilmington	NC	Solar	Intermediate	Yes	4.1
Facility 630	Black Mountain	NC	Solar	Intermediate	Yes	5.0
Facility 631	Pittsboro	NC	Solar	Intermediate	Yes	5.0
Facility 632	Raleigh	NC	Solar	Intermediate	Yes	5.9
Facility 633	Raleigh	NC	Solar	Intermediate	Yes	9.8
Facility 634	Southport	NC	Solar	Intermediate	Yes	11.5
Facility 635	Asheville	NC	Solar	Intermediate	Yes	1.4
Facility 636	Pittsboro	NC	Solar	Intermediate	Yes	4.0
Facility 637	Leicester	NC	Solar	Intermediate	Yes	6.9
Facility 638	Raleigh	NC	Solar	Intermediate	Yes	2.1
Facility 639	Waynesville	NC	Solar	Intermediate	Yes	3.8
Facility 640	Asheville	NC	Solar	Intermediate	Yes	5.0
Facility 641	Chapel Hill	NC	Solar	Intermediate	Yes	6.8
Facility 642	Lumberton	NC	Solar	Intermediate	Yes	1000.0
Facility 643	Asheville	NC	Solar	Intermediate	Yes	7.6
Facility 644	Lumberton	NC	Solar	Intermediate	Yes	1000.0
Facility 645	Louisburg	NC	Solar	Intermediate	Yes	7.7
Facility 646	Cary	NC	Solar	Intermediate	Yes	36.0
Facility 647	Asheville	NC	Solar	Intermediate	Yes	3.0
Facility 648	Raleigh	NC	Solar	Intermediate	Yes	3.4



***DEP Non-Utility Generator Listing - North Carolina  
as of July 31, 2019***

<b>NORTH CAROLINA GENERATORS:</b>						
<b>Facility Name:</b>	<b>City/County:</b>	<b>State:</b>	<b>Primary Fuel Type:</b>	<b>Designation:</b>	<b>Inclusion in Utility's Resources:</b>	<b>Capacity (AC kW):</b>
Facility 649	Pittsboro	NC	Solar	Intermediate	Yes	1.6
Facility 650	Asheville	NC	Solar	Intermediate	Yes	3.8
Facility 651	Asheville	NC	Solar	Intermediate	Yes	3.7
Facility 652	Bailey	NC	Solar	Intermediate	Yes	3.9
Facility 653	Henderson	NC	Solar	Intermediate	Yes	16.0
Facility 654	Selma	NC	Solar	Intermediate	Yes	4.0
Facility 655	Clinton	NC	Solar	Intermediate	Yes	5000.0
Facility 656	Bear Creek	NC	Solar	Intermediate	Yes	2.5
Facility 657	Wilmington	NC	Solar	Intermediate	Yes	3.5
Facility 658	Raleigh	NC	Solar	Intermediate	Yes	9.8
Facility 659	Semora	NC	Solar	Intermediate	Yes	20.0
Facility 660	Raleigh	NC	Solar	Intermediate	Yes	6.0
Facility 661	Apex	NC	Solar	Intermediate	Yes	4.0
Facility 662	Asheville	NC	Solar	Intermediate	Yes	9.8
Facility 663	Wearverville	NC	Solar	Intermediate	Yes	6.0
Facility 664	Wilmington	NC	Solar	Intermediate	Yes	7.1
Facility 665	West End	NC	Solar	Intermediate	Yes	2.5
Facility 666	Goldsboro	NC	Solar	Intermediate	Yes	255.2
Facility 667	Wilmington	NC	Solar	Intermediate	Yes	4.0
Facility 668	Cary	NC	Solar	Intermediate	Yes	4.0
Facility 669	Cary	NC	Solar	Intermediate	Yes	6.0
Facility 670	Goldsboro	NC	Solar	Intermediate	Yes	2.6
Facility 671	West End	NC	Solar	Intermediate	Yes	3.6
Facility 672	Atlantic Beach	NC	Solar	Intermediate	Yes	2.9
Facility 673	Goldsboro	NC	Solar	Intermediate	Yes	185.6
Facility 674	Cary	NC	Solar	Intermediate	Yes	2.0
Facility 675	Kenansville	NC	Solar	Intermediate	Yes	3.0
Facility 676	Canton	NC	Solar	Intermediate	Yes	6.9
Facility 677	Weaverville	NC	Solar	Intermediate	Yes	3.8
Facility 678	Arden	NC	Solar	Intermediate	Yes	4.0
Facility 679	Weaverville	NC	Solar	Intermediate	Yes	7.2
Facility 680	Asheville	NC	Solar	Intermediate	Yes	5.0
Facility 681	Holly Springs	NC	Solar	Intermediate	Yes	420.0
Facility 682	Asheville	NC	Solar	Intermediate	Yes	392.0
Facility 683	Morrisville	NC	Solar	Intermediate	Yes	392.0
Facility 684	Raleigh	NC	Solar	Intermediate	Yes	532.0



Duke Energy Progress  
Integrated Resource Plan  
Update Report  
Non-Utility Generator Facilities

***DEP Non-Utility Generator Listing - North Carolina  
as of July 31, 2019***

<b>NORTH CAROLINA GENERATORS:</b>						
<b>Facility Name:</b>	<b>City/County:</b>	<b>State:</b>	<b>Primary Fuel Type:</b>	<b>Designation:</b>	<b>Inclusion in Utility's Resources:</b>	<b>Capacity (AC kW):</b>
Facility 685	Cary	NC	Solar	Intermediate	Yes	2.6
Facility 686	Raleigh	NC	Solar	Intermediate	Yes	2.8
Facility 687	Wilmington	NC	Solar	Intermediate	Yes	3.8
Facility 688	Willow Springs	NC	Solar	Intermediate	Yes	3.0
Facility 689	Lilesville	NC	Solar	Intermediate	Yes	1.7
Facility 690	Asheville	NC	Solar	Intermediate	Yes	2.5
Facility 691	Asheville	NC	Solar	Intermediate	Yes	7.6
Facility 692	Cary	NC	Solar	Intermediate	Yes	5.0
Facility 693	West End	NC	Solar	Intermediate	Yes	0.9
Facility 694	Sanford	NC	Solar	Intermediate	Yes	9.4
Facility 695	Jacksonville	NC	Solar	Intermediate	Yes	14.0
Facility 696	Pittsboro	NC	Solar	Intermediate	Yes	2.5
Facility 697	Asheville	NC	Solar	Intermediate	Yes	3.0
Facility 698	Asheville	NC	Solar	Intermediate	Yes	5.0
Facility 699	Southport	NC	Solar	Intermediate	Yes	2.9
Facility 700	Raleigh	NC	Solar	Intermediate	Yes	3.0
Facility 701	Raleigh	NC	Solar	Intermediate	Yes	3.8
Facility 702	Asheville	NC	Solar	Intermediate	Yes	6.0
Facility 703	Raleigh	NC	Solar	Intermediate	Yes	3.0
Facility 704	Morrisville	NC	Solar	Intermediate	Yes	2.8
Facility 705	Raleigh	NC	Solar	Intermediate	Yes	4.4
Facility 706	Wilmington	NC	Solar	Intermediate	Yes	3.0
Facility 707	Raleigh	NC	Solar	Intermediate	Yes	4.5
Facility 708	Raleigh	NC	Solar	Intermediate	Yes	4.5
Facility 709	Maggie Valley	NC	Solar	Intermediate	Yes	7.6
Facility 710	Cary	NC	Solar	Intermediate	Yes	4.0
Facility 711	Asheville	NC	Solar	Intermediate	Yes	15.2
Facility 712	Cary	NC	Solar	Intermediate	Yes	4.5
Facility 713	Cary	NC	Solar	Intermediate	Yes	64.0
Facility 714	Raleigh	NC	Solar	Intermediate	Yes	4.5
Facility 715	Cary	NC	Solar	Intermediate	Yes	4.9
Facility 716	Cary	NC	Solar	Intermediate	Yes	3.8
Facility 717	Raleigh	NC	Solar	Intermediate	Yes	3.0
Facility 718	Cary	NC	Solar	Intermediate	Yes	64.0
Facility 719	Wendell	NC	Solar	Intermediate	Yes	3.0
Facility 720	Goldsboro	NC	Solar	Intermediate	Yes	2.4

***DEP Non-Utility Generator Listing - North Carolina  
as of July 31, 2019***

<b>NORTH CAROLINA GENERATORS:</b>						
<b>Facility Name:</b>	<b>City/County:</b>	<b>State:</b>	<b>Primary Fuel Type:</b>	<b>Designation:</b>	<b>Inclusion in Utility's Resources:</b>	<b>Capacity (AC kW):</b>
Facility 721	Raleigh	NC	Solar	Intermediate	Yes	9.0
Facility 722	Pittsboro	NC	Solar	Intermediate	Yes	2.0
Facility 723	Raleigh	NC	Solar	Intermediate	Yes	4.5
Facility 724	Raleigh	NC	Solar	Intermediate	Yes	5.0
Facility 725	Leicester	NC	Solar	Intermediate	Yes	9.0
Facility 726	Laurinburg	NC	Solar	Intermediate	Yes	4990.0
Facility 727	Raleigh	NC	Solar	Intermediate	Yes	3.0
Facility 728	Henderson	NC	Solar	Intermediate	Yes	152.0
Facility 729	Cary	NC	Solar	Intermediate	Yes	5.0
Facility 730	Waynesville	NC	Solar	Intermediate	Yes	6.0
Facility 731	Henderson	NC	Solar	Intermediate	Yes	50.4
Facility 732	Jacksonville	NC	Solar	Intermediate	Yes	4.0
Facility 733	New Bern	NC	Solar	Intermediate	Yes	10.0
Facility 734	Louisburg	NC	Solar	Intermediate	Yes	5.0
Facility 735	Fayetteville	NC	Solar	Intermediate	Yes	7.6
Facility 736	Fletcher	NC	Solar	Intermediate	Yes	7.6
Facility 737	Asheville	NC	Solar	Intermediate	Yes	3.0
Facility 738	Asheville	NC	Solar	Intermediate	Yes	1.8
Facility 739	Wilmington	NC	Solar	Intermediate	Yes	360.0
Facility 740	Cary	NC	Solar	Intermediate	Yes	396.0
Facility 741	Asheville	NC	Solar	Intermediate	Yes	6.0
Facility 742	Raleigh	NC	Solar	Intermediate	Yes	6.9
Facility 743	Arden	NC	Solar	Intermediate	Yes	396.0
Facility 744	Carolina Beach	NC	Solar	Intermediate	Yes	5.7
Facility 745	Fletcher	NC	Solar	Intermediate	Yes	6.1
Facility 746	Holly Springs	NC	Solar	Intermediate	Yes	6.0
Facility 747	Asheville	NC	Solar	Intermediate	Yes	5.0
Facility 748	Asheville	NC	Solar	Intermediate	Yes	6.8
Facility 749	Asheville	NC	Solar	Intermediate	Yes	10.0
Facility 750	Maxton	NC	Solar	Intermediate	Yes	3.0
Facility 751	Raleigh	NC	Solar	Intermediate	Yes	9.0
Facility 752	Pittsboro	NC	Solar	Intermediate	Yes	3.7
Facility 753	Cameron	NC	Solar	Intermediate	Yes	2.6
Facility 754	Bahama	NC	Solar	Intermediate	Yes	6.0
Facility 755	Zebulon	NC	Solar	Intermediate	Yes	7.5
Facility 756	Little Switzerland	NC	Solar	Intermediate	Yes	3.0

***DEP Non-Utility Generator Listing - North Carolina  
as of July 31, 2019***

<b>NORTH CAROLINA GENERATORS:</b>						
<b>Facility Name:</b>	<b>City/County:</b>	<b>State:</b>	<b>Primary Fuel Type:</b>	<b>Designation:</b>	<b>Inclusion in Utility's Resources:</b>	<b>Capacity (AC kW):</b>
Facility 757	Clinton	NC	Biomass	Intermediate	Yes	1610.0
Facility 758	Apex	NC	Solar	Intermediate	Yes	3.8
Facility 759	Asheville	NC	Solar	Intermediate	Yes	5.0
Facility 760	Swannanoa	NC	Solar	Intermediate	Yes	6.0
Facility 761	Asheboro	NC	Solar	Intermediate	Yes	5.0
Facility 762	La Grange	NC	Solar	Intermediate	Yes	11.4
Facility 763	Asheville	NC	Solar	Intermediate	Yes	4.1
Facility 764	Asheville	NC	Solar	Intermediate	Yes	7.7
Facility 765	Pittsboro	NC	Solar	Intermediate	Yes	4.0
Facility 766	Raleigh	NC	Solar	Intermediate	Yes	5.0
Facility 767	Cary	NC	Solar	Intermediate	Yes	324.0
Facility 768	Tabor City	NC	Solar	Intermediate	Yes	5000.0
Facility 769	Raleigh	NC	Solar	Intermediate	Yes	360.0
Facility 770	Goldsboro	NC	Solar	Intermediate	Yes	360.0
Facility 771	Angier	NC	Solar	Intermediate	Yes	4998.0
Facility 772	Asheville	NC	Solar	Intermediate	Yes	110.0
Facility 773	Pinehurst	NC	Solar	Intermediate	Yes	160.0
Facility 774	Asheville	NC	Solar	Intermediate	Yes	8.8
Facility 775	Asheville	NC	Solar	Intermediate	Yes	15.9
Facility 776	Oxford	NC	Solar	Intermediate	Yes	5.4
Facility 777	Wilmington	NC	Solar	Intermediate	Yes	81.0
Facility 778	West End	NC	Solar	Intermediate	Yes	4996.0
Facility 779	Cameron	NC	Solar	Intermediate	Yes	9.5
Facility 780	Raleigh	NC	Solar	Intermediate	Yes	2.0
Facility 781	Knightdale	NC	Solar	Intermediate	Yes	1.0
Facility 782	Wendell	NC	Solar	Intermediate	Yes	5.8
Facility 783	Raleigh	NC	Solar	Intermediate	Yes	2.0
Facility 784	Cary	NC	Solar	Intermediate	Yes	4.5
Facility 785	Aberdeen	NC	Solar	Intermediate	Yes	12.0
Facility 786	Candler	NC	Solar	Intermediate	Yes	1.0
Facility 787	Weaverville	NC	Solar	Intermediate	Yes	3.0
Facility 788	Cary	NC	Solar	Intermediate	Yes	3.0
Facility 789	Asheville	NC	Solar	Intermediate	Yes	45.0
Facility 790	New Hanover	NC	Solar	Intermediate	Yes	4.3
Facility 791	Pittsboro	NC	Solar	Intermediate	Yes	1.6
Facility 792	Southern Pines	NC	Solar	Intermediate	Yes	9.2

Duke Energy Progress  
Integrated Resource Plan  
Update Report  
Non-Utility Generator Facilities

***DEP Non-Utility Generator Listing - North Carolina  
as of July 31, 2019***

<b>NORTH CAROLINA GENERATORS:</b>						
<b>Facility Name:</b>	<b>City/County:</b>	<b>State:</b>	<b>Primary Fuel Type:</b>	<b>Designation:</b>	<b>Inclusion in Utility's Resources:</b>	<b>Capacity (AC kW):</b>
Facility 793	Southern Pines	NC	Solar	Intermediate	Yes	5.5
Facility 794	Asheville	NC	Solar	Intermediate	Yes	7.6
Facility 795	Asheville	NC	Solar	Intermediate	Yes	8.4
Facility 796	Weaverville	NC	Solar	Intermediate	Yes	5.5
Facility 797	Spring Hope	NC	Solar	Intermediate	Yes	73.4
Facility 798	Spring Hope	NC	Solar	Intermediate	Yes	138.2
Facility 799	Apex	NC	Solar	Intermediate	Yes	70.7
Facility 800	Vass	NC	Solar	Intermediate	Yes	8.0
Facility 801	Asheville	NC	Solar	Intermediate	Yes	3.8
Facility 802	Leicester	NC	Solar	Intermediate	Yes	7.5
Facility 803	Biltmore	NC	Solar	Intermediate	Yes	1.7
Facility 804	Robbins	NC	Solar	Intermediate	Yes	2.3
Facility 805	Raleigh	NC	Solar	Intermediate	Yes	28.0
Facility 806	Pittsboro	NC	Solar	Intermediate	Yes	2.0
Facility 807	Roseboro	NC	Biomass	Intermediate	Yes	9000.0
Facility 808	Raleigh	NC	Solar	Intermediate	Yes	4.5
Facility 809	Asheville	NC	Solar	Intermediate	Yes	4.3
Facility 810	Aberdeen	NC	Solar	Intermediate	Yes	11.6
Facility 811	Raleigh	NC	Solar	Intermediate	Yes	28.0
Facility 812	Weaverville	NC	Solar	Intermediate	Yes	4.5
Facility 813	New Bern	NC	Solar	Intermediate	Yes	5000.0
Facility 814	Jackson Spring	NC	Solar	Intermediate	Yes	47700.0
Facility 815	Willow Springs	NC	Solar	Intermediate	Yes	1666.0
Facility 816	Morven	NC	Solar	Intermediate	Yes	78700.0
Facility 817	Candler	NC	Solar	Intermediate	Yes	12.0
Facility 818	Fairview	NC	Solar	Intermediate	Yes	4.0
Facility 819	Asheville	NC	Solar	Intermediate	Yes	84.0
Facility 820	Fayetteville	NC	Solar	Intermediate	Yes	50000.0
Facility 821	Manson	NC	Solar	Intermediate	Yes	50000.0
Facility 822	Middlesex	NC	Solar	Intermediate	Yes	50200.0
Facility 823	Louisburg	NC	Solar	Intermediate	Yes	50200.0
Facility 824	Bladenboro	NC	Solar	Intermediate	Yes	34200.0
Facility 825	Fayetteville	NC	Solar	Intermediate	Yes	72900.0
Facility 826	Ivanhoe	NC	Solar	Intermediate	Yes	38900.0
Facility 827	Maxton	NC	Solar	Intermediate	Yes	33800.0
Facility 828	Kinston	NC	Solar	Intermediate	Yes	48900.0

Duke Energy Progress  
Integrated Resource Plan  
Update Report  
Non-Utility Generator Facilities

***DEP Non-Utility Generator Listing - North Carolina  
as of July 31, 2019***

<b>NORTH CAROLINA GENERATORS:</b>						
<b>Facility Name:</b>	<b>City/County:</b>	<b>State:</b>	<b>Primary Fuel Type:</b>	<b>Designation:</b>	<b>Inclusion in Utility's Resources:</b>	<b>Capacity (AC kW):</b>
Facility 829	Willard	NC	Solar	Intermediate	Yes	34200.0
Facility 830	Laurinburg	NC	Solar	Intermediate	Yes	64480.0
Facility 831	Weaverville	NC	Solar	Intermediate	Yes	3.3
Facility 832	Rose Hill	NC	Biomass	Intermediate	Yes	350.0
Facility 833	Wadesboro	NC	Solar	Intermediate	Yes	5000.0
Facility 834	Maysville	NC	Solar	Intermediate	Yes	4998.0
Facility 835	Fairview	NC	Solar	Intermediate	Yes	5.0
Facility 836	Asheville	NC	Solar	Intermediate	Yes	6.8
Facility 837	Oriental	NC	Solar	Intermediate	Yes	3.6
Facility 838	Wadesboro	NC	Solar	Intermediate	Yes	2200.0
Facility 839	Goldsboro	NC	Solar	Intermediate	Yes	5000.0
Facility 840	Hampstead	NC	Solar	Intermediate	Yes	4590.0
Facility 841	Moncure	NC	Solar	Intermediate	Yes	5000.0
Facility 842	Smyrna	NC	Solar	Intermediate	Yes	2.2
Facility 843	Broadway	NC	Solar	Intermediate	Yes	5.8
Facility 844	Wilmington	NC	Solar	Intermediate	Yes	2.6
Facility 845	Raleigh	NC	Solar	Intermediate	Yes	2.2
Facility 846	Raleigh	NC	Solar	Intermediate	Yes	2.7
Facility 847	Weaverville	NC	Solar	Intermediate	Yes	4.9
Facility 848	Raleigh	NC	Solar	Intermediate	Yes	2.5
Facility 849	Zebulon	NC	Solar	Intermediate	Yes	3.4
Facility 850	Apex	NC	Solar	Intermediate	Yes	3.1
Facility 851	Pinehurst	NC	Solar	Intermediate	Yes	4.3
Facility 852	Alexander	NC	Solar	Intermediate	Yes	2.0
Facility 853	Weaverville	NC	Solar	Intermediate	Yes	6.2
Facility 854	Cary	NC	Solar	Intermediate	Yes	3.0
Facility 855	Wilmington	NC	Solar	Intermediate	Yes	6.3
Facility 856	Wilmington	NC	Solar	Intermediate	Yes	2.8
Facility 857	Wilmington	NC	Solar	Intermediate	Yes	3.4
Facility 858	Chapel Hill	NC	Solar	Intermediate	Yes	5.4
Facility 859	Cary	NC	Solar	Intermediate	Yes	5.0
Facility 860	Raleigh	NC	Solar	Intermediate	Yes	3.5
Facility 861	Morrisville	NC	Solar	Intermediate	Yes	2.8
Facility 862	Cary	NC	Solar	Intermediate	Yes	2.6
Facility 863	Clayton	NC	Solar	Intermediate	Yes	3.5
Facility 864	Pinehurst	NC	Solar	Intermediate	Yes	4.6

Duke Energy Progress  
Integrated Resource Plan  
Update Report  
Non-Utility Generator Facilities

***DEP Non-Utility Generator Listing - North Carolina  
as of July 31, 2019***

<b>NORTH CAROLINA GENERATORS:</b>						
<b>Facility Name:</b>	<b>City/County:</b>	<b>State:</b>	<b>Primary Fuel Type:</b>	<b>Designation:</b>	<b>Inclusion in Utility's Resources:</b>	<b>Capacity (AC kW):</b>
Facility 865	Wilmington	NC	Solar	Intermediate	Yes	2.4
Facility 866	West End	NC	Solar	Intermediate	Yes	4.3
Facility 867	Asheville	NC	Solar	Intermediate	Yes	3.6
Facility 868	Raleigh	NC	Solar	Intermediate	Yes	2.9
Facility 869	Rolesville	NC	Solar	Intermediate	Yes	4.0
Facility 870	Pittsboro	NC	Solar	Intermediate	Yes	3.2
Facility 871	Wilmington	NC	Solar	Intermediate	Yes	3.4
Facility 872	Henderson	NC	Solar	Intermediate	Yes	5.3
Facility 873	Weaverville	NC	Solar	Intermediate	Yes	3.1
Facility 874	Laurinburg	NC	Solar	Intermediate	Yes	2.2
Facility 875	Chapel Hill	NC	Solar	Intermediate	Yes	2.0
Facility 876	Candler	NC	Solar	Intermediate	Yes	2.3
Facility 877	Raleigh	NC	Solar	Intermediate	Yes	9.0
Facility 878	Alexander	NC	Solar	Intermediate	Yes	3.4
Facility 879	Candler	NC	Solar	Intermediate	Yes	9.5
Facility 880	Asheville	NC	Solar	Intermediate	Yes	3.4
Facility 881	Wilmington	NC	Solar	Intermediate	Yes	4.9
Facility 882	Asheville	NC	Solar	Intermediate	Yes	4.8
Facility 883	Black Mountain	NC	Solar	Intermediate	Yes	4.8
Facility 884	Sanford	NC	Solar	Intermediate	Yes	6.1
Facility 885	Wilmington	NC	Solar	Intermediate	Yes	3.7
Facility 886	Holly Springs	NC	Solar	Intermediate	Yes	3.3
Facility 887	Asheville	NC	Solar	Intermediate	Yes	4.3
Facility 888	Raleigh	NC	Solar	Intermediate	Yes	3.5
Facility 889	Cary	NC	Solar	Intermediate	Yes	2.9
Facility 890	Siler City	NC	Solar	Intermediate	Yes	8.6
Facility 891	Raleigh	NC	Solar	Intermediate	Yes	3.5
Facility 892	Raleigh	NC	Solar	Intermediate	Yes	5.5
Facility 893	Asheville	NC	Solar	Intermediate	Yes	2.8
Facility 894	Pittsboro	NC	Solar	Intermediate	Yes	2.6
Facility 895	Cary	NC	Solar	Intermediate	Yes	2.6
Facility 896	Asheville	NC	Solar	Intermediate	Yes	7.3
Facility 897	Asheville	NC	Solar	Intermediate	Yes	5.2
Facility 898	Raleigh	NC	Solar	Intermediate	Yes	3.3
Facility 899	Raleigh	NC	Solar	Intermediate	Yes	2.1
Facility 900	Arden	NC	Solar	Intermediate	Yes	2.5

***DEP Non-Utility Generator Listing - North Carolina  
as of July 31, 2019***

<b>NORTH CAROLINA GENERATORS:</b>						
<b>Facility Name:</b>	<b>City/County:</b>	<b>State:</b>	<b>Primary Fuel Type:</b>	<b>Designation:</b>	<b>Inclusion in Utility's Resources:</b>	<b>Capacity (AC kW):</b>
Facility 901	Oxford	NC	Solar	Intermediate	Yes	4.2
Facility 902	Wilmington	NC	Solar	Intermediate	Yes	3.5
Facility 903	Holly Springs	NC	Solar	Intermediate	Yes	4.1
Facility 904	Hampstead	NC	Solar	Intermediate	Yes	3.4
Facility 905	Cary	NC	Solar	Intermediate	Yes	6.8
Facility 906	Cary	NC	Solar	Intermediate	Yes	2.9
Facility 907	Raleigh	NC	Solar	Intermediate	Yes	2.5
Facility 908	Vass	NC	Solar	Intermediate	Yes	3.7
Facility 909	Cary	NC	Solar	Intermediate	Yes	3.7
Facility 910	Arden	NC	Solar	Intermediate	Yes	3.7
Facility 911	Raleigh	NC	Solar	Intermediate	Yes	3.8
Facility 912	Apex	NC	Solar	Intermediate	Yes	3.6
Facility 913	Chapel Hill	NC	Solar	Intermediate	Yes	2.3
Facility 914	Chapel Hill	NC	Solar	Intermediate	Yes	2.0
Facility 915	Holly Springs	NC	Solar	Intermediate	Yes	3.3
Facility 916	Weaverville	NC	Solar	Intermediate	Yes	4.4
Facility 917	Kenly	NC	Solar	Intermediate	Yes	3.8
Facility 918	Cary	NC	Solar	Intermediate	Yes	3.7
Facility 919	Raleigh	NC	Solar	Intermediate	Yes	2.9
Facility 920	Asheville	NC	Solar	Intermediate	Yes	5.9
Facility 921	Cary	NC	Solar	Intermediate	Yes	3.6
Facility 922	Black Mountain	NC	Solar	Intermediate	Yes	4.3
Facility 923	Raleigh	NC	Solar	Intermediate	Yes	7.7
Facility 924	Asheville	NC	Solar	Intermediate	Yes	5.3
Facility 925	Fletcher	NC	Solar	Intermediate	Yes	7.0
Facility 926	Bahama	NC	Solar	Intermediate	Yes	3.7
Facility 927	New Bern	NC	Solar	Intermediate	Yes	4.4
Facility 928	Chapel Hill	NC	Solar	Intermediate	Yes	2.5
Facility 929	Clayton	NC	Solar	Intermediate	Yes	3.5
Facility 930	Raleigh	NC	Solar	Intermediate	Yes	2.4
Facility 931	Morrisville	NC	Solar	Intermediate	Yes	3.5
Facility 932	Fletcher	NC	Solar	Intermediate	Yes	3.9
Facility 933	Asheville	NC	Solar	Intermediate	Yes	5.0
Facility 934	Cary	NC	Solar	Intermediate	Yes	3.7
Facility 935	Hampstead	NC	Solar	Intermediate	Yes	2.3
Facility 936	Barnardsville	NC	Solar	Intermediate	Yes	2.5



Duke Energy Progress  
Integrated Resource Plan  
Update Report  
Non-Utility Generator Facilities

***DEP Non-Utility Generator Listing - North Carolina  
as of July 31, 2019***

<b>NORTH CAROLINA GENERATORS:</b>						
<b>Facility Name:</b>	<b>City/County:</b>	<b>State:</b>	<b>Primary Fuel Type:</b>	<b>Designation:</b>	<b>Inclusion in Utility's Resources:</b>	<b>Capacity (AC kW):</b>
Facility 937	Cary	NC	Solar	Intermediate	Yes	4.1
Facility 938	Asheville	NC	Solar	Intermediate	Yes	3.5
Facility 939	Wilmington	NC	Solar	Intermediate	Yes	2.0
Facility 940	Cary	NC	Solar	Intermediate	Yes	2.5
Facility 941	Manson	NC	Solar	Intermediate	Yes	3.9
Facility 942	Raleigh	NC	Solar	Intermediate	Yes	4.2
Facility 943	Wilmington	NC	Solar	Intermediate	Yes	3.7
Facility 944	Carolina Beach	NC	Solar	Intermediate	Yes	4.4
Facility 945	Chapel Hill	NC	Solar	Intermediate	Yes	6.8
Facility 946	Cary	NC	Solar	Intermediate	Yes	5.2
Facility 947	Clayton	NC	Solar	Intermediate	Yes	4.6
Facility 948	Asheboro	NC	Solar	Intermediate	Yes	6.2
Facility 949	Morehead City	NC	Solar	Intermediate	Yes	2.2
Facility 950	Wilmington	NC	Solar	Intermediate	Yes	2.4
Facility 951	Garner	NC	Solar	Intermediate	Yes	6.3
Facility 952	Carolina Beach	NC	Solar	Intermediate	Yes	4.3
Facility 953	Wilmington	NC	Solar	Intermediate	Yes	5.9
Facility 954	Cary	NC	Solar	Intermediate	Yes	3.9
Facility 955	Raleigh	NC	Solar	Intermediate	Yes	3.5
Facility 956	Asheville	NC	Solar	Intermediate	Yes	2.1
Facility 957	Wilmington	NC	Solar	Intermediate	Yes	3.7
Facility 958	Hampstead	NC	Solar	Intermediate	Yes	2.3
Facility 959	Fairview	NC	Solar	Intermediate	Yes	5.3
Facility 960	Raleigh	NC	Solar	Intermediate	Yes	3.5
Facility 961	Wilmington	NC	Solar	Intermediate	Yes	5.5
Facility 962	Sanford	NC	Solar	Intermediate	Yes	5.0
Facility 963	Apex	NC	Solar	Intermediate	Yes	3.1
Facility 964	Carolina Beach	NC	Solar	Intermediate	Yes	2.5
Facility 965	Raleigh	NC	Solar	Intermediate	Yes	3.2
Facility 966	Candler	NC	Solar	Intermediate	Yes	5.6
Facility 967	Wilmington	NC	Solar	Intermediate	Yes	2.5
Facility 968	Lakes	NC	Solar	Intermediate	Yes	2.5
Facility 969	Wilmington	NC	Solar	Intermediate	Yes	2.5
Facility 970	Morehead City	NC	Solar	Intermediate	Yes	2.4
Facility 971	Garner	NC	Solar	Intermediate	Yes	3.1
Facility 972	Cary	NC	Solar	Intermediate	Yes	3.9



***DEP Non-Utility Generator Listing - North Carolina  
as of July 31, 2019***

<b>NORTH CAROLINA GENERATORS:</b>						
<b>Facility Name:</b>	<b>City/County:</b>	<b>State:</b>	<b>Primary Fuel Type:</b>	<b>Designation:</b>	<b>Inclusion in Utility's Resources:</b>	<b>Capacity (AC kW):</b>
Facility 973	Southport	NC	Solar	Intermediate	Yes	2.3
Facility 974	Lillington	NC	Solar	Intermediate	Yes	3.2
Facility 975	Apex	NC	Solar	Intermediate	Yes	4.1
Facility 976	Asheville	NC	Solar	Intermediate	Yes	4.8
Facility 977	Apex	NC	Solar	Intermediate	Yes	4.6
Facility 978	Wilmington	NC	Solar	Intermediate	Yes	3.8
Facility 979	Southern Pines	NC	Solar	Intermediate	Yes	4.3
Facility 980	Lakes	NC	Solar	Intermediate	Yes	2.4
Facility 981	Wilmington	NC	Solar	Intermediate	Yes	2.8
Facility 982	Wilmington	NC	Solar	Intermediate	Yes	2.5
Facility 983	Cary	NC	Solar	Intermediate	Yes	4.0
Facility 984	Clayton	NC	Solar	Intermediate	Yes	2.4
Facility 985	Pinehurst	NC	Solar	Intermediate	Yes	3.9
Facility 986	Wilmington	NC	Solar	Intermediate	Yes	2.6
Facility 987	Youngsville	NC	Solar	Intermediate	Yes	3.6
Facility 988	Wilmington	NC	Solar	Intermediate	Yes	2.4
Facility 989	Asheville	NC	Solar	Intermediate	Yes	4.8
Facility 990	Bayboro	NC	Solar	Intermediate	Yes	10.0
Facility 991	Wilmington	NC	Solar	Intermediate	Yes	2.4
Facility 992	Wilmington	NC	Solar	Intermediate	Yes	4.6
Facility 993	Asheville	NC	Solar	Intermediate	Yes	3.4
Facility 994	Raleigh	NC	Solar	Intermediate	Yes	4.0
Facility 995	Clayton	NC	Solar	Intermediate	Yes	2.5
Facility 996	Wendell	NC	Solar	Intermediate	Yes	4.1
Facility 997	Raleigh	NC	Solar	Intermediate	Yes	2.6
Facility 998	Raleigh	NC	Solar	Intermediate	Yes	2.9
Facility 999	Cary	NC	Solar	Intermediate	Yes	2.5
Facility 1000	Wilmington	NC	Solar	Intermediate	Yes	2.5
Facility 1001	Wilmington	NC	Solar	Intermediate	Yes	2.6
Facility 1002	Wilmington	NC	Solar	Intermediate	Yes	2.6
Facility 1003	Wilmington	NC	Solar	Intermediate	Yes	4.5
Facility 1004	Beaufort	NC	Solar	Intermediate	Yes	2.6
Facility 1005	Selma	NC	Solar	Intermediate	Yes	4.7
Facility 1006	Garner	NC	Solar	Intermediate	Yes	3.0
Facility 1007	Morehead City	NC	Solar	Intermediate	Yes	2.5
Facility 1008	Cary	NC	Solar	Intermediate	Yes	3.5

***DEP Non-Utility Generator Listing - North Carolina  
as of July 31, 2019***

<b>NORTH CAROLINA GENERATORS:</b>						
<b>Facility Name:</b>	<b>City/County:</b>	<b>State:</b>	<b>Primary Fuel Type:</b>	<b>Designation:</b>	<b>Inclusion in Utility's Resources:</b>	<b>Capacity (AC kW):</b>
Facility 1009	Wendell	NC	Solar	Intermediate	Yes	4.2
Facility 1010	Wilmington	NC	Solar	Intermediate	Yes	2.3
Facility 1011	Raleigh	NC	Solar	Intermediate	Yes	4.8
Facility 1012	Sanford	NC	Solar	Intermediate	Yes	4.4
Facility 1013	Asheboro	NC	Solar	Intermediate	Yes	5.3
Facility 1014	Raleigh	NC	Solar	Intermediate	Yes	10.0
Facility 1015	Raleigh	NC	Solar	Intermediate	Yes	2.4
Facility 1016	Pinehurst	NC	Solar	Intermediate	Yes	2.3
Facility 1017	Pittsboro	NC	Solar	Intermediate	Yes	5.1
Facility 1018	Cameron	NC	Solar	Intermediate	Yes	3.4
Facility 1019	Apex	NC	Solar	Intermediate	Yes	27.7
Facility 1020	Raleigh	NC	Solar	Intermediate	Yes	3.7
Facility 1021	Raeford	NC	Solar	Intermediate	Yes	7.2
Facility 1022	Raleigh	NC	Solar	Intermediate	Yes	3.3
Facility 1023	Chapel Hill	NC	Solar	Intermediate	Yes	3.5
Facility 1024	Raleigh	NC	Solar	Intermediate	Yes	3.4
Facility 1025	Wilmington	NC	Solar	Intermediate	Yes	2.6
Facility 1026	Cary	NC	Solar	Intermediate	Yes	2.2
Facility 1027	Cary	NC	Solar	Intermediate	Yes	5.3
Facility 1028	Raleigh	NC	Solar	Intermediate	Yes	4.2
Facility 1029	Asheville	NC	Solar	Intermediate	Yes	4.0
Facility 1030	Apex	NC	Solar	Intermediate	Yes	5.6
Facility 1031	West End	NC	Solar	Intermediate	Yes	4.2
Facility 1032	Chapel Hill	NC	Solar	Intermediate	Yes	3.3
Facility 1033	Hampstead	NC	Solar	Intermediate	Yes	2.7
Facility 1034	Wilmington	NC	Solar	Intermediate	Yes	4.8
Facility 1035	Holly Springs	NC	Solar	Intermediate	Yes	2.5
Facility 1036	Raleigh	NC	Solar	Intermediate	Yes	4.4
Facility 1037	Pinehurst	NC	Solar	Intermediate	Yes	4.3
Facility 1038	Cary	NC	Solar	Intermediate	Yes	3.5
Facility 1039	Asheville	NC	Solar	Intermediate	Yes	2.9
Facility 1040	Raleigh	NC	Solar	Intermediate	Yes	2.3
Facility 1041	Barnardsville	NC	Solar	Intermediate	Yes	7.6
Facility 1042	Apex	NC	Solar	Intermediate	Yes	4.1
Facility 1043	Cary	NC	Solar	Intermediate	Yes	4.2
Facility 1044	Pittsboro	NC	Solar	Intermediate	Yes	3.0

***DEP Non-Utility Generator Listing - North Carolina  
as of July 31, 2019***

<b>NORTH CAROLINA GENERATORS:</b>						
<b>Facility Name:</b>	<b>City/County:</b>	<b>State:</b>	<b>Primary Fuel Type:</b>	<b>Designation:</b>	<b>Inclusion in Utility's Resources:</b>	<b>Capacity (AC kW):</b>
Facility 1045	Wilmington	NC	Solar	Intermediate	Yes	3.0
Facility 1046	Hampstead	NC	Solar	Intermediate	Yes	4.3
Facility 1047	Hampstead	NC	Solar	Intermediate	Yes	3.0
Facility 1048	Cary	NC	Solar	Intermediate	Yes	4.3
Facility 1049	Asheville	NC	Solar	Intermediate	Yes	4.4
Facility 1050	Cary	NC	Solar	Intermediate	Yes	5.8
Facility 1051	Rocky Point	NC	Solar	Intermediate	Yes	2.3
Facility 1052	Cary	NC	Solar	Intermediate	Yes	3.9
Facility 1053	Henderson	NC	Solar	Intermediate	Yes	5.5
Facility 1054	Chapel Hill	NC	Solar	Intermediate	Yes	2.6
Facility 1055	Raleigh	NC	Solar	Intermediate	Yes	5.3
Facility 1056	Chapel Hill	NC	Solar	Intermediate	Yes	4.2
Facility 1057	Morehead City	NC	Solar	Intermediate	Yes	3.3
Facility 1058	Asheville	NC	Solar	Intermediate	Yes	2.9
Facility 1059	Asheville	NC	Solar	Intermediate	Yes	3.4
Facility 1060	Clyde	NC	Solar	Intermediate	Yes	2.9
Facility 1061	Princeton	NC	Solar	Intermediate	Yes	4.0
Facility 1062	Eagle Springs	NC	Solar	Intermediate	Yes	4.1
Facility 1063	New Hill	NC	Solar	Intermediate	Yes	2.9
Facility 1064	Cary	NC	Solar	Intermediate	Yes	5.1
Facility 1065	Wilmington	NC	Solar	Intermediate	Yes	3.2
Facility 1066	Cary	NC	Solar	Intermediate	Yes	4.0
Facility 1067	Wilmington	NC	Solar	Intermediate	Yes	4.6
Facility 1068	Asheville	NC	Solar	Intermediate	Yes	2.1
Facility 1069	Asheville	NC	Solar	Intermediate	Yes	4.0
Facility 1070	Leland	NC	Solar	Intermediate	Yes	3.0
Facility 1071	Asheville	NC	Solar	Intermediate	Yes	4.3
Facility 1072	Arden	NC	Solar	Intermediate	Yes	6.2
Facility 1073	Hampstead	NC	Solar	Intermediate	Yes	3.1
Facility 1074	Wilmington	NC	Solar	Intermediate	Yes	2.3
Facility 1075	Wilmington	NC	Solar	Intermediate	Yes	4.0
Facility 1076	Oxford	NC	Solar	Intermediate	Yes	4.6
Facility 1077	Cary	NC	Solar	Intermediate	Yes	5.4
Facility 1078	Raleigh	NC	Solar	Intermediate	Yes	4.0
Facility 1079	Asheville	NC	Solar	Intermediate	Yes	4.3
Facility 1080	Asheville	NC	Solar	Intermediate	Yes	2.9

***DEP Non-Utility Generator Listing - North Carolina  
as of July 31, 2019***

<b>NORTH CAROLINA GENERATORS:</b>						
<b>Facility Name:</b>	<b>City/County:</b>	<b>State:</b>	<b>Primary Fuel Type:</b>	<b>Designation:</b>	<b>Inclusion in Utility's Resources:</b>	<b>Capacity (AC kW):</b>
Facility 1081	Apex	NC	Solar	Intermediate	Yes	2.4
Facility 1082	Holly Springs	NC	Solar	Intermediate	Yes	4.2
Facility 1083	Chapel Hill	NC	Solar	Intermediate	Yes	4.5
Facility 1084	Raleigh	NC	Solar	Intermediate	Yes	4.9
Facility 1085	Pittsboro	NC	Solar	Intermediate	Yes	6.9
Facility 1086	Arden	NC	Solar	Intermediate	Yes	4.4
Facility 1087	Cary	NC	Solar	Intermediate	Yes	2.1
Facility 1088	Kure Beach	NC	Solar	Intermediate	Yes	2.6
Facility 1089	Fuquay Varina	NC	Solar	Intermediate	Yes	5.6
Facility 1090	Wilmington	NC	Solar	Intermediate	Yes	5.2
Facility 1091	Asheville	NC	Solar	Intermediate	Yes	6.0
Facility 1092	Pittsboro	NC	Solar	Intermediate	Yes	3.6
Facility 1093	Willow Spring	NC	Solar	Intermediate	Yes	5.5
Facility 1094	Wilmington	NC	Solar	Intermediate	Yes	4.3
Facility 1095	Wilmington	NC	Solar	Intermediate	Yes	4.9
Facility 1096	Holly Springs	NC	Solar	Intermediate	Yes	5.1
Facility 1097	Sanford	NC	Solar	Intermediate	Yes	3.8
Facility 1098	Garner	NC	Solar	Intermediate	Yes	4.9
Facility 1099	Clayton	NC	Solar	Intermediate	Yes	4.2
Facility 1100	Semora	NC	Solar	Intermediate	Yes	3.6
Facility 1101	Raleigh	NC	Solar	Intermediate	Yes	2.1
Facility 1102	Raleigh	NC	Solar	Intermediate	Yes	2.0
Facility 1103	Raleigh	NC	Solar	Intermediate	Yes	2.6
Facility 1104	Arden	NC	Solar	Intermediate	Yes	4.5
Facility 1105	Asheville	NC	Solar	Intermediate	Yes	4.7
Facility 1106	Smithfield	NC	Solar	Intermediate	Yes	5.5
Facility 1107	Black Mountain	NC	Solar	Intermediate	Yes	4.7
Facility 1108	Black Mountain	NC	Solar	Intermediate	Yes	5.3
Facility 1109	Wilmington	NC	Solar	Intermediate	Yes	5.2
Facility 1110	Raleigh	NC	Solar	Intermediate	Yes	4.8
Facility 1111	Jacksonville	NC	Solar	Intermediate	Yes	5.7
Facility 1112	Raleigh	NC	Solar	Intermediate	Yes	4.1
Facility 1113	Fayetteville	NC	Solar	Intermediate	Yes	3.3
Facility 1114	Kure Beach	NC	Solar	Intermediate	Yes	2.4
Facility 1115	Morrisville	NC	Solar	Intermediate	Yes	5.2
Facility 1116	Asheville	NC	Solar	Intermediate	Yes	2.8

***DEP Non-Utility Generator Listing - North Carolina  
as of July 31, 2019***

<b>NORTH CAROLINA GENERATORS:</b>						
<b>Facility Name:</b>	<b>City/County:</b>	<b>State:</b>	<b>Primary Fuel Type:</b>	<b>Designation:</b>	<b>Inclusion in Utility's Resources:</b>	<b>Capacity (AC kW):</b>
Facility 1117	Fairview	NC	Solar	Intermediate	Yes	3.5
Facility 1118	Wilmington	NC	Solar	Intermediate	Yes	4.2
Facility 1119	Asheville	NC	Solar	Intermediate	Yes	5.3
Facility 1120	Wilmington	NC	Solar	Intermediate	Yes	4.3
Facility 1121	Wilmington	NC	Solar	Intermediate	Yes	2.5
Facility 1122	Nashville	NC	Solar	Intermediate	Yes	4.5
Facility 1123	Wilmington	NC	Solar	Intermediate	Yes	4.8
Facility 1124	Asheville	NC	Solar	Intermediate	Yes	4.0
Facility 1125	Raleigh	NC	Solar	Intermediate	Yes	3.7
Facility 1126	Hampstead	NC	Solar	Intermediate	Yes	4.8
Facility 1127	Pinehurst	NC	Solar	Intermediate	Yes	4.4
Facility 1128	Asheville	NC	Solar	Intermediate	Yes	4.3
Facility 1129	Apex	NC	Solar	Intermediate	Yes	4.3
Facility 1130	Raleigh	NC	Solar	Intermediate	Yes	5.5
Facility 1131	Rocky Point	NC	Solar	Intermediate	Yes	2.5
Facility 1132	Chapel Hill	NC	Solar	Intermediate	Yes	3.5
Facility 1133	Willow Spring	NC	Solar	Intermediate	Yes	2.0
Facility 1134	Wilmington	NC	Solar	Intermediate	Yes	2.4
Facility 1135	West End	NC	Solar	Intermediate	Yes	5.6
Facility 1136	Pinehurst	NC	Solar	Intermediate	Yes	5.0
Facility 1137	Wilmington	NC	Solar	Intermediate	Yes	3.7
Facility 1138	Raleigh	NC	Solar	Intermediate	Yes	4.5
Facility 1139	Raleigh	NC	Solar	Intermediate	Yes	5.4
Facility 1140	Raleigh	NC	Solar	Intermediate	Yes	10.0
Facility 1141	Chapel Hill	NC	Solar	Intermediate	Yes	4.6
Facility 1142	Raleigh	NC	Solar	Intermediate	Yes	6.2
Facility 1143	Raleigh	NC	Solar	Intermediate	Yes	2.4
Facility 1144	Pinehurst	NC	Solar	Intermediate	Yes	5.1
Facility 1145	Wilmington	NC	Solar	Intermediate	Yes	4.1
Facility 1146	Linden	NC	Solar	Intermediate	Yes	4.2
Facility 1147	Asheville	NC	Solar	Intermediate	Yes	4.3
Facility 1148	Raleigh	NC	Solar	Intermediate	Yes	5.2
Facility 1149	Candler	NC	Solar	Intermediate	Yes	6.1
Facility 1150	Weaverville	NC	Solar	Intermediate	Yes	6.3
Facility 1151	Black Mountain	NC	Solar	Intermediate	Yes	6.2
Facility 1152	Cary	NC	Solar	Intermediate	Yes	6.3

***DEP Non-Utility Generator Listing - North Carolina  
as of July 31, 2019***

<b>NORTH CAROLINA GENERATORS:</b>						
<b>Facility Name:</b>	<b>City/County:</b>	<b>State:</b>	<b>Primary Fuel Type:</b>	<b>Designation:</b>	<b>Inclusion in Utility's Resources:</b>	<b>Capacity (AC kW):</b>
Facility 1153	Garner	NC	Solar	Intermediate	Yes	4.3
Facility 1154	Arden	NC	Solar	Intermediate	Yes	3.2
Facility 1155	Raleigh	NC	Solar	Intermediate	Yes	4.4
Facility 1156	Hampstead	NC	Solar	Intermediate	Yes	4.2
Facility 1157	New Hill	NC	Solar	Intermediate	Yes	5.5
Facility 1158	Pittsboro	NC	Solar	Intermediate	Yes	7.1
Facility 1159	Raleigh	NC	Solar	Intermediate	Yes	5.7
Facility 1160	Cary	NC	Solar	Intermediate	Yes	5.7
Facility 1161	Arden	NC	Solar	Intermediate	Yes	5.3
Facility 1162	Asheville	NC	Solar	Intermediate	Yes	4.2
Facility 1163	Fletcher	NC	Solar	Intermediate	Yes	7.4
Facility 1164	Chapel Hill	NC	Solar	Intermediate	Yes	4.0
Facility 1165	Cary	NC	Solar	Intermediate	Yes	2.8
Facility 1166	Cary	NC	Solar	Intermediate	Yes	2.0
Facility 1167	Asheville	NC	Solar	Intermediate	Yes	5.4
Facility 1168	Asheville	NC	Solar	Intermediate	Yes	3.4
Facility 1169	Bear Creek	NC	Solar	Intermediate	Yes	7.3
Facility 1170	Fairview	NC	Solar	Intermediate	Yes	5.9
Facility 1171	Raleigh	NC	Solar	Intermediate	Yes	4.5
Facility 1172	Cary	NC	Solar	Intermediate	Yes	4.4
Facility 1173	Raleigh	NC	Solar	Intermediate	Yes	9.9
Facility 1174	Wilmington	NC	Solar	Intermediate	Yes	4.1
Facility 1175	Pinehurst	NC	Solar	Intermediate	Yes	2.9
Facility 1176	Asheville	NC	Solar	Intermediate	Yes	2.0
Facility 1177	Pinehurst	NC	Solar	Intermediate	Yes	4.8
Facility 1178	Willard	NC	Solar	Intermediate	Yes	4.1
Facility 1179	Wilmington	NC	Solar	Intermediate	Yes	4.3
Facility 1180	Raleigh	NC	Solar	Intermediate	Yes	2.0
Facility 1181	Apex	NC	Solar	Intermediate	Yes	5.4
Facility 1182	Cary	NC	Solar	Intermediate	Yes	5.6
Facility 1183	Swansboro	NC	Solar	Intermediate	Yes	2.1
Facility 1184	Raleigh	NC	Solar	Intermediate	Yes	4.2
Facility 1185	Chapel Hill	NC	Solar	Intermediate	Yes	4.1
Facility 1186	Wilmington	NC	Solar	Intermediate	Yes	5.1
Facility 1187	Bald Head Island	NC	Solar	Intermediate	Yes	4.6
Facility 1188	Raleigh	NC	Solar	Intermediate	Yes	3.7

***DEP Non-Utility Generator Listing - North Carolina  
as of July 31, 2019***

<b>NORTH CAROLINA GENERATORS:</b>						
<b>Facility Name:</b>	<b>City/County:</b>	<b>State:</b>	<b>Primary Fuel Type:</b>	<b>Designation:</b>	<b>Inclusion in Utility's Resources:</b>	<b>Capacity (AC kW):</b>
Facility 1189	Leland	NC	Solar	Intermediate	Yes	4.9
Facility 1190	Raleigh	NC	Solar	Intermediate	Yes	4.2
Facility 1191	Raleigh	NC	Solar	Intermediate	Yes	4.5
Facility 1192	Wake Forest	NC	Solar	Intermediate	Yes	2.8
Facility 1193	Raleigh	NC	Solar	Intermediate	Yes	4.3
Facility 1194	Raleigh	NC	Solar	Intermediate	Yes	3.7
Facility 1195	Vass	NC	Solar	Intermediate	Yes	8.6
Facility 1196	Wilmington	NC	Solar	Intermediate	Yes	6.4
Facility 1197	Raleigh	NC	Solar	Intermediate	Yes	3.8
Facility 1198	Vass	NC	Solar	Intermediate	Yes	4.0
Facility 1199	Pittsboro	NC	Solar	Intermediate	Yes	2.2
Facility 1200	Raleigh	NC	Solar	Intermediate	Yes	5.3
Facility 1201	Youngsville	NC	Solar	Intermediate	Yes	2.6
Facility 1202	Candler	NC	Solar	Intermediate	Yes	5.5
Facility 1203	Raleigh	NC	Solar	Intermediate	Yes	3.3
Facility 1204	Fairview	NC	Solar	Intermediate	Yes	8.7
Facility 1205	Raleigh	NC	Solar	Intermediate	Yes	3.6
Facility 1206	Pittsboro	NC	Solar	Intermediate	Yes	3.0
Facility 1207	Raleigh	NC	Solar	Intermediate	Yes	8.0
Facility 1208	Cary	NC	Solar	Intermediate	Yes	7.8
Facility 1209	Raleigh	NC	Solar	Intermediate	Yes	2.5
Facility 1210	Pittsboro	NC	Solar	Intermediate	Yes	3.6
Facility 1211	Wilmington	NC	Solar	Intermediate	Yes	4.2
Facility 1212	Apex	NC	Solar	Intermediate	Yes	7.2
Facility 1213	Asheville	NC	Solar	Intermediate	Yes	3.5
Facility 1214	Holly Springs	NC	Solar	Intermediate	Yes	4.1
Facility 1215	Roxboro	NC	Solar	Intermediate	Yes	3.3
Facility 1216	Apex	NC	Solar	Intermediate	Yes	4.1
Facility 1217	Candler	NC	Solar	Intermediate	Yes	2.2
Facility 1218	Benson	NC	Solar	Intermediate	Yes	3.8
Facility 1219	Willow Spring	NC	Solar	Intermediate	Yes	2.6
Facility 1220	Garner	NC	Solar	Intermediate	Yes	4.3
Facility 1221	Fuquay Varina	NC	Solar	Intermediate	Yes	5.3
Facility 1222	Raleigh	NC	Solar	Intermediate	Yes	4.3
Facility 1223	Sanford	NC	Solar	Intermediate	Yes	4.6
Facility 1224	Asheville	NC	Solar	Intermediate	Yes	4.3



***DEP Non-Utility Generator Listing - North Carolina  
as of July 31, 2019***

<b>NORTH CAROLINA GENERATORS:</b>						
<b>Facility Name:</b>	<b>City/County:</b>	<b>State:</b>	<b>Primary Fuel Type:</b>	<b>Designation:</b>	<b>Inclusion in Utility's Resources:</b>	<b>Capacity (AC kW):</b>
Facility 1225	Wake Forest	NC	Solar	Intermediate	Yes	3.4
Facility 1226	Holly Springs	NC	Solar	Intermediate	Yes	6.0
Facility 1227	Cary	NC	Solar	Intermediate	Yes	4.4
Facility 1228	Holly Springs	NC	Solar	Intermediate	Yes	4.9
Facility 1229	Fuquay Varina	NC	Solar	Intermediate	Yes	3.9
Facility 1230	Raleigh	NC	Solar	Intermediate	Yes	5.0
Facility 1231	Zebulon	NC	Solar	Intermediate	Yes	5.4
Facility 1232	Cary	NC	Solar	Intermediate	Yes	4.0
Facility 1233	Raleigh	NC	Solar	Intermediate	Yes	9.1
Facility 1234	Cary	NC	Solar	Intermediate	Yes	9.9
Facility 1235	Raleigh	NC	Solar	Intermediate	Yes	5.6
Facility 1236	Candler	NC	Solar	Intermediate	Yes	5.3
Facility 1237	Wilmington	NC	Solar	Intermediate	Yes	3.9
Facility 1238	Carthage	NC	Solar	Intermediate	Yes	5.7
Facility 1239	Cary	NC	Solar	Intermediate	Yes	4.5
Facility 1240	Sanford	NC	Solar	Intermediate	Yes	4.2
Facility 1241	Cary	NC	Solar	Intermediate	Yes	4.6
Facility 1242	Asheville	NC	Solar	Intermediate	Yes	2.9
Facility 1243	Wilmington	NC	Solar	Intermediate	Yes	8.2
Facility 1244	Raleigh	NC	Solar	Intermediate	Yes	2.2
Facility 1245	Castle Hayne	NC	Solar	Intermediate	Yes	3.3
Facility 1246	Asheville	NC	Solar	Intermediate	Yes	3.9
Facility 1247	Wake Forest	NC	Solar	Intermediate	Yes	2.7
Facility 1248	Raleigh	NC	Solar	Intermediate	Yes	3.2
Facility 1249	Pittsboro	NC	Solar	Intermediate	Yes	3.7
Facility 1250	Fuquay Varina	NC	Solar	Intermediate	Yes	6.5
Facility 1251	Asheville	NC	Solar	Intermediate	Yes	2.4
Facility 1252	Raleigh	NC	Solar	Intermediate	Yes	4.6
Facility 1253	Knightdale	NC	Solar	Intermediate	Yes	2.0
Facility 1254	Wilmington	NC	Solar	Intermediate	Yes	5.2
Facility 1255	Mount Olive	NC	Solar	Intermediate	Yes	2.3
Facility 1256	Raleigh	NC	Solar	Intermediate	Yes	2.1
Facility 1257	Ramseur	NC	Solar	Intermediate	Yes	4.5
Facility 1258	Raleigh	NC	Solar	Intermediate	Yes	3.1
Facility 1259	Raleigh	NC	Solar	Intermediate	Yes	4.7
Facility 1260	Asheville	NC	Solar	Intermediate	Yes	3.8



***DEP Non-Utility Generator Listing - North Carolina  
as of July 31, 2019***

<b>NORTH CAROLINA GENERATORS:</b>						
<b>Facility Name:</b>	<b>City/County:</b>	<b>State:</b>	<b>Primary Fuel Type:</b>	<b>Designation:</b>	<b>Inclusion in Utility's Resources:</b>	<b>Capacity (AC kW):</b>
Facility 1261	Fairview	NC	Solar	Intermediate	Yes	4.2
Facility 1262	Wendell	NC	Solar	Intermediate	Yes	3.8
Facility 1263	Raleigh	NC	Solar	Intermediate	Yes	2.4
Facility 1264	Raleigh	NC	Solar	Intermediate	Yes	5.6
Facility 1265	Morrisville	NC	Solar	Intermediate	Yes	3.9
Facility 1266	Raleigh	NC	Solar	Intermediate	Yes	7.1
Facility 1267	Zebulon	NC	Solar	Intermediate	Yes	5.7
Facility 1268	Raleigh	NC	Solar	Intermediate	Yes	4.2
Facility 1269	Cary	NC	Solar	Intermediate	Yes	2.6
Facility 1270	Weaverville	NC	Solar	Intermediate	Yes	3.7
Facility 1271	Asheville	NC	Solar	Intermediate	Yes	3.0
Facility 1272	Pittsboro	NC	Solar	Intermediate	Yes	6.9
Facility 1273	Leland	NC	Solar	Intermediate	Yes	3.6
Facility 1274	Raleigh	NC	Solar	Intermediate	Yes	2.1
Facility 1275	Wade	NC	Solar	Intermediate	Yes	7.2
Facility 1276	Cary	NC	Solar	Intermediate	Yes	2.4
Facility 1277	Willow Spring	NC	Solar	Intermediate	Yes	4.0
Facility 1278	Raleigh	NC	Solar	Intermediate	Yes	4.9
Facility 1279	Raleigh	NC	Solar	Intermediate	Yes	3.2
Facility 1280	Morrisville	NC	Solar	Intermediate	Yes	5.3
Facility 1281	Fayetteville	NC	Solar	Intermediate	Yes	4.1
Facility 1282	Rocky Point	NC	Solar	Intermediate	Yes	2.7
Facility 1283	Hampstead	NC	Solar	Intermediate	Yes	6.3
Facility 1284	Wilmington	NC	Solar	Intermediate	Yes	4.4
Facility 1285	Clayton	NC	Solar	Intermediate	Yes	3.7
Facility 1286	Hampstead	NC	Solar	Intermediate	Yes	5.7
Facility 1287	Raleigh	NC	Solar	Intermediate	Yes	3.9
Facility 1288	Raleigh	NC	Solar	Intermediate	Yes	3.3
Facility 1289	Raleigh	NC	Solar	Intermediate	Yes	4.3
Facility 1290	Wilmington	NC	Solar	Intermediate	Yes	5.1
Facility 1291	Cary	NC	Solar	Intermediate	Yes	3.9
Facility 1292	Clayton	NC	Solar	Intermediate	Yes	5.2
Facility 1293	Pinehurst	NC	Solar	Intermediate	Yes	4.8
Facility 1294	Leland	NC	Solar	Intermediate	Yes	3.4
Facility 1295	Kure Beach	NC	Solar	Intermediate	Yes	5.3
Facility 1296	Asheville	NC	Solar	Intermediate	Yes	3.3

***DEP Non-Utility Generator Listing - North Carolina  
as of July 31, 2019***

<b>NORTH CAROLINA GENERATORS:</b>						
<b>Facility Name:</b>	<b>City/County:</b>	<b>State:</b>	<b>Primary Fuel Type:</b>	<b>Designation:</b>	<b>Inclusion in Utility's Resources:</b>	<b>Capacity (AC kW):</b>
Facility 1297	Fuquay Varina	NC	Solar	Intermediate	Yes	3.5
Facility 1298	Raleigh	NC	Solar	Intermediate	Yes	2.2
Facility 1299	Raleigh	NC	Solar	Intermediate	Yes	3.0
Facility 1300	Cary	NC	Solar	Intermediate	Yes	2.4
Facility 1301	Cary	NC	Solar	Intermediate	Yes	7.9
Facility 1302	Asheville	NC	Solar	Intermediate	Yes	3.8
Facility 1303	Raleigh	NC	Solar	Intermediate	Yes	6.1
Facility 1304	Goldsboro	NC	Solar	Intermediate	Yes	4.6
Facility 1305	Raleigh	NC	Solar	Intermediate	Yes	3.0
Facility 1306	Whispering Pines	NC	Solar	Intermediate	Yes	3.7
Facility 1307	Apex	NC	Solar	Intermediate	Yes	4.8
Facility 1308	Raleigh	NC	Solar	Intermediate	Yes	4.4
Facility 1309	Aberdeen	NC	Solar	Intermediate	Yes	3.9
Facility 1310	Asheville	NC	Solar	Intermediate	Yes	4.5
Facility 1311	Wilmington	NC	Solar	Intermediate	Yes	2.8
Facility 1312	Holly Springs	NC	Solar	Intermediate	Yes	3.8
Facility 1313	Pittsboro	NC	Solar	Intermediate	Yes	2.7
Facility 1314	Goldsboro	NC	Solar	Intermediate	Yes	4.8
Facility 1315	Asheville	NC	Solar	Intermediate	Yes	3.3
Facility 1316	Cary	NC	Solar	Intermediate	Yes	5.8
Facility 1317	Raleigh	NC	Solar	Intermediate	Yes	3.8
Facility 1318	Angier	NC	Solar	Intermediate	Yes	4.5
Facility 1319	Pittsboro	NC	Solar	Intermediate	Yes	4.7
Facility 1320	Asheville	NC	Solar	Intermediate	Yes	4.2
Facility 1321	Vass	NC	Solar	Intermediate	Yes	2.0
Facility 1322	Hampstead	NC	Solar	Intermediate	Yes	4.8
Facility 1323	Moncure	NC	Solar	Intermediate	Yes	3.6
Facility 1324	Benson	NC	Solar	Intermediate	Yes	6.4
Facility 1325	Wilmington	NC	Solar	Intermediate	Yes	3.8
Facility 1326	Leland	NC	Solar	Intermediate	Yes	3.8
Facility 1327	Wilmington	NC	Solar	Intermediate	Yes	5.3
Facility 1328	Pinehurst	NC	Solar	Intermediate	Yes	3.8
Facility 1329	Pinehurst	NC	Solar	Intermediate	Yes	6.7
Facility 1330	Pinehurst	NC	Solar	Intermediate	Yes	3.2
Facility 1331	Clayton	NC	Solar	Intermediate	Yes	4.0
Facility 1332	Cary	NC	Solar	Intermediate	Yes	3.8

Duke Energy Progress  
Integrated Resource Plan  
Update Report  
Non-Utility Generator Facilities

***DEP Non-Utility Generator Listing - North Carolina  
as of July 31, 2019***

<b>NORTH CAROLINA GENERATORS:</b>						
<b>Facility Name:</b>	<b>City/County:</b>	<b>State:</b>	<b>Primary Fuel Type:</b>	<b>Designation:</b>	<b>Inclusion in Utility's Resources:</b>	<b>Capacity (AC kW):</b>
Facility 1333	Chapel Hill	NC	Solar	Intermediate	Yes	2.7
Facility 1334	Pittsboro	NC	Solar	Intermediate	Yes	5.0
Facility 1335	Raleigh	NC	Solar	Intermediate	Yes	2.0
Facility 1336	West End	NC	Solar	Intermediate	Yes	4.9
Facility 1337	Raleigh	NC	Solar	Intermediate	Yes	2.6
Facility 1338	Apex	NC	Solar	Intermediate	Yes	3.5
Facility 1339	Southern Pines	NC	Solar	Intermediate	Yes	6.0
Facility 1340	Cary	NC	Solar	Intermediate	Yes	3.6
Facility 1341	Hampstead	NC	Solar	Intermediate	Yes	4.2
Facility 1342	Raleigh	NC	Solar	Intermediate	Yes	5.3
Facility 1343	Asheville	NC	Solar	Intermediate	Yes	2.3
Facility 1344	Rougemont	NC	Solar	Intermediate	Yes	4.1
Facility 1345	Hampstead	NC	Solar	Intermediate	Yes	3.0
Facility 1346	Raleigh	NC	Solar	Intermediate	Yes	3.9
Facility 1347	Fayetteville	NC	Solar	Intermediate	Yes	3.9
Facility 1348	Asheville	NC	Solar	Intermediate	Yes	2.4
Facility 1349	Wilmington	NC	Solar	Intermediate	Yes	5.3
Facility 1350	Pittsboro	NC	Solar	Intermediate	Yes	4.6
Facility 1351	Wilmington	NC	Solar	Intermediate	Yes	2.6
Facility 1352	Asheville	NC	Solar	Intermediate	Yes	4.4
Facility 1353	Apex	NC	Solar	Intermediate	Yes	5.8
Facility 1354	Raleigh	NC	Solar	Intermediate	Yes	4.1
Facility 1355	Angier	NC	Solar	Intermediate	Yes	4.8
Facility 1356	Asheville	NC	Solar	Intermediate	Yes	8.4
Facility 1357	Raleigh	NC	Solar	Intermediate	Yes	4.8
Facility 1358	Cary	NC	Solar	Intermediate	Yes	4.2
Facility 1359	Pittsboro	NC	Solar	Intermediate	Yes	3.4
Facility 1360	Wendell	NC	Solar	Intermediate	Yes	4.3
Facility 1361	Apex	NC	Solar	Intermediate	Yes	5.1
Facility 1362	Angier	NC	Solar	Intermediate	Yes	4.8
Facility 1363	West End	NC	Solar	Intermediate	Yes	3.3
Facility 1364	Siler City	NC	Solar	Intermediate	Yes	2.7
Facility 1365	Apex	NC	Solar	Intermediate	Yes	3.4
Facility 1366	Asheville	NC	Solar	Intermediate	Yes	2.3
Facility 1367	Barnardsville	NC	Solar	Intermediate	Yes	3.6
Facility 1368	Cary	NC	Solar	Intermediate	Yes	2.9

Duke Energy Progress  
Integrated Resource Plan  
Update Report  
Non-Utility Generator Facilities

***DEP Non-Utility Generator Listing - North Carolina  
as of July 31, 2019***

<b>NORTH CAROLINA GENERATORS:</b>						
<b>Facility Name:</b>	<b>City/County:</b>	<b>State:</b>	<b>Primary Fuel Type:</b>	<b>Designation:</b>	<b>Inclusion in Utility's Resources:</b>	<b>Capacity (AC kW):</b>
Facility 1369	Pinehurst	NC	Solar	Intermediate	Yes	3.1
Facility 1370	Morrisville	NC	Solar	Intermediate	Yes	4.1
Facility 1371	Weaverville	NC	Solar	Intermediate	Yes	7.3
Facility 1372	Cary	NC	Solar	Intermediate	Yes	3.1
Facility 1373	Raleigh	NC	Solar	Intermediate	Yes	3.5
Facility 1374	Apex	NC	Solar	Intermediate	Yes	4.2
Facility 1375	Rougemont	NC	Solar	Intermediate	Yes	2.8
Facility 1376	Willow Spring	NC	Solar	Intermediate	Yes	4.5
Facility 1377	Raleigh	NC	Solar	Intermediate	Yes	3.5
Facility 1378	Pittsboro	NC	Solar	Intermediate	Yes	3.7
Facility 1379	Wake Forest	NC	Solar	Intermediate	Yes	2.4
Facility 1380	Benson	NC	Solar	Intermediate	Yes	3.5
Facility 1381	Knightdale	NC	Solar	Intermediate	Yes	3.0
Facility 1382	Carolina Beach	NC	Solar	Intermediate	Yes	6.9
Facility 1383	Asheville	NC	Solar	Intermediate	Yes	3.9
Facility 1384	Biltmore Lake	NC	Solar	Intermediate	Yes	3.5
Facility 1385	Cary	NC	Solar	Intermediate	Yes	6.1
Facility 1386	Pittsboro	NC	Solar	Intermediate	Yes	3.5
Facility 1387	Garner	NC	Solar	Intermediate	Yes	4.0
Facility 1388	Pittsboro	NC	Solar	Intermediate	Yes	3.7
Facility 1389	Cary	NC	Solar	Intermediate	Yes	2.9
Facility 1390	Raleigh	NC	Solar	Intermediate	Yes	4.7
Facility 1391	Siler City	NC	Solar	Intermediate	Yes	3.5
Facility 1392	Pittsboro	NC	Solar	Intermediate	Yes	4.9
Facility 1393	Raleigh	NC	Solar	Intermediate	Yes	4.5
Facility 1394	Raleigh	NC	Solar	Intermediate	Yes	6.8
Facility 1395	Raleigh	NC	Solar	Intermediate	Yes	7.5
Facility 1396	Fuquay Varina	NC	Solar	Intermediate	Yes	4.3
Facility 1397	Southern Pines	NC	Solar	Intermediate	Yes	6.0
Facility 1398	Apex	NC	Solar	Intermediate	Yes	9.1
Facility 1399	Siler City	NC	Solar	Intermediate	Yes	7.0
Facility 1400	New Bern	NC	Solar	Intermediate	Yes	6.7
Facility 1401	Raleigh	NC	Solar	Intermediate	Yes	5.7
Facility 1402	Raleigh	NC	Solar	Intermediate	Yes	3.2
Facility 1403	Siler City	NC	Solar	Intermediate	Yes	2.3
Facility 1404	Apex	NC	Solar	Intermediate	Yes	2.1

***DEP Non-Utility Generator Listing - North Carolina  
as of July 31, 2019***

<b>NORTH CAROLINA GENERATORS:</b>						
<b>Facility Name:</b>	<b>City/County:</b>	<b>State:</b>	<b>Primary Fuel Type:</b>	<b>Designation:</b>	<b>Inclusion in Utility's Resources:</b>	<b>Capacity (AC kW):</b>
Facility 1405	Raleigh	NC	Solar	Intermediate	Yes	8.1
Facility 1406	Cary	NC	Solar	Intermediate	Yes	5.7
Facility 1407	Cary	NC	Solar	Intermediate	Yes	5.7
Facility 1408	Cary	NC	Solar	Intermediate	Yes	2.9
Facility 1409	Raleigh	NC	Solar	Intermediate	Yes	3.4
Facility 1410	Apex	NC	Solar	Intermediate	Yes	7.2
Facility 1411	Cary	NC	Solar	Intermediate	Yes	5.7
Facility 1412	Wilmington	NC	Solar	Intermediate	Yes	5.0
Facility 1413	Raleigh	NC	Solar	Intermediate	Yes	4.9
Facility 1414	Leland	NC	Solar	Intermediate	Yes	4.0
Facility 1415	Raleigh	NC	Solar	Intermediate	Yes	3.1
Facility 1416	Jacksonville	NC	Solar	Intermediate	Yes	2.5
Facility 1417	Raleigh	NC	Solar	Intermediate	Yes	4.3
Facility 1418	New Hill	NC	Solar	Intermediate	Yes	6.2
Facility 1419	Selma	NC	Solar	Intermediate	Yes	4.3
Facility 1420	Apex	NC	Solar	Intermediate	Yes	6.0
Facility 1421	Raleigh	NC	Solar	Intermediate	Yes	4.8
Facility 1422	Knightdale	NC	Solar	Intermediate	Yes	6.4
Facility 1423	Cary	NC	Solar	Intermediate	Yes	4.0
Facility 1424	Pittsboro	NC	Solar	Intermediate	Yes	7.0
Facility 1425	Raleigh	NC	Solar	Intermediate	Yes	5.3
Facility 1426	Cary	NC	Solar	Intermediate	Yes	2.8
Facility 1427	Biltmore Lakes	NC	Solar	Intermediate	Yes	5.5
Facility 1428	Asheville	NC	Solar	Intermediate	Yes	4.8
Facility 1429	Raleigh	NC	Solar	Intermediate	Yes	3.8
Facility 1430	Wilmington	NC	Solar	Intermediate	Yes	4.2
Facility 1431	Cary	NC	Solar	Intermediate	Yes	4.3
Facility 1432	Cary	NC	Solar	Intermediate	Yes	5.6
Facility 1433	Clayton	NC	Solar	Intermediate	Yes	5.3
Facility 1434	Pittsboro	NC	Solar	Intermediate	Yes	2.9
Facility 1435	Raleigh	NC	Solar	Intermediate	Yes	4.0
Facility 1436	Wilmington	NC	Solar	Intermediate	Yes	4.5
Facility 1437	Pinehurst	NC	Solar	Intermediate	Yes	2.9
Facility 1438	Weaverville	NC	Solar	Intermediate	Yes	3.5
Facility 1439	Chapel Hill	NC	Solar	Intermediate	Yes	5.1
Facility 1440	Asheville	NC	Solar	Intermediate	Yes	4.2

***DEP Non-Utility Generator Listing - North Carolina  
as of July 31, 2019***

<b>NORTH CAROLINA GENERATORS:</b>						
<b>Facility Name:</b>	<b>City/County:</b>	<b>State:</b>	<b>Primary Fuel Type:</b>	<b>Designation:</b>	<b>Inclusion in Utility's Resources:</b>	<b>Capacity (AC kW):</b>
Facility 1441	Leicester	NC	Solar	Intermediate	Yes	4.9
Facility 1442	Asheville	NC	Solar	Intermediate	Yes	5.1
Facility 1443	Pittsboro	NC	Solar	Intermediate	Yes	2.4
Facility 1444	Apex	NC	Solar	Intermediate	Yes	3.1
Facility 1445	New Hill	NC	Solar	Intermediate	Yes	8.0
Facility 1446	Cary	NC	Solar	Intermediate	Yes	4.8
Facility 1447	Raleigh	NC	Solar	Intermediate	Yes	5.0
Facility 1448	Cary	NC	Solar	Intermediate	Yes	4.1
Facility 1449	Fuquay Varina	NC	Solar	Intermediate	Yes	4.6
Facility 1450	Apex	NC	Solar	Intermediate	Yes	2.6
Facility 1451	Pittsboro	NC	Solar	Intermediate	Yes	4.0
Facility 1452	Raleigh	NC	Solar	Intermediate	Yes	2.3
Facility 1453	Wilmington	NC	Solar	Intermediate	Yes	2.6
Facility 1454	New Bern	NC	Solar	Intermediate	Yes	4.7
Facility 1455	Raleigh	NC	Solar	Intermediate	Yes	6.1
Facility 1456	Pittsboro	NC	Solar	Intermediate	Yes	3.0
Facility 1457	Holly Springs	NC	Solar	Intermediate	Yes	9.2
Facility 1458	Chapel Hill	NC	Solar	Intermediate	Yes	4.3
Facility 1459	Raleigh	NC	Solar	Intermediate	Yes	3.2
Facility 1460	Raleigh	NC	Solar	Intermediate	Yes	5.5
Facility 1461	Cary	NC	Solar	Intermediate	Yes	5.6
Facility 1462	Pittsboro	NC	Solar	Intermediate	Yes	2.2
Facility 1463	Pittsboro	NC	Solar	Intermediate	Yes	3.0
Facility 1464	Pittsboro	NC	Solar	Intermediate	Yes	3.6
Facility 1465	Pittsboro	NC	Solar	Intermediate	Yes	4.1
Facility 1466	Siler City	NC	Solar	Intermediate	Yes	4.7
Facility 1467	Clayton	NC	Solar	Intermediate	Yes	7.3
Facility 1468	Raleigh	NC	Solar	Intermediate	Yes	3.2
Facility 1469	Fayetteville	NC	Solar	Intermediate	Yes	3.5
Facility 1470	Pittsboro	NC	Solar	Intermediate	Yes	3.1
Facility 1471	Pittsboro	NC	Solar	Intermediate	Yes	3.9
Facility 1472	Pittsboro	NC	Solar	Intermediate	Yes	4.5
Facility 1473	Holly Springs	NC	Solar	Intermediate	Yes	4.8
Facility 1474	Raleigh	NC	Solar	Intermediate	Yes	6.3
Facility 1475	Pittsboro	NC	Solar	Intermediate	Yes	5.7
Facility 1476	Chapel Hill	NC	Solar	Intermediate	Yes	3.4

***DEP Non-Utility Generator Listing - North Carolina  
as of July 31, 2019***

<b>NORTH CAROLINA GENERATORS:</b>						
<b>Facility Name:</b>	<b>City/County:</b>	<b>State:</b>	<b>Primary Fuel Type:</b>	<b>Designation:</b>	<b>Inclusion in Utility's Resources:</b>	<b>Capacity (AC kW):</b>
Facility 1477	Pittsboro	NC	Solar	Intermediate	Yes	4.9
Facility 1478	Pittsboro	NC	Solar	Intermediate	Yes	3.1
Facility 1479	Pittsboro	NC	Solar	Intermediate	Yes	3.2
Facility 1480	Pittsboro	NC	Solar	Intermediate	Yes	7.6
Facility 1481	Pittsboro	NC	Solar	Intermediate	Yes	3.0
Facility 1482	Asheville	NC	Solar	Intermediate	Yes	4.8
Facility 1483	Wilmington	NC	Solar	Intermediate	Yes	2.3
Facility 1484	Cary	NC	Solar	Intermediate	Yes	4.0
Facility 1485	Raleigh	NC	Solar	Intermediate	Yes	4.7
Facility 1486	Pittsboro	NC	Solar	Intermediate	Yes	2.7
Facility 1487	Raeford	NC	Solar	Intermediate	Yes	4.0
Facility 1488	Pittsboro	NC	Solar	Intermediate	Yes	6.9
Facility 1489	Pittsboro	NC	Solar	Intermediate	Yes	3.3
Facility 1490	Pittsboro	NC	Solar	Intermediate	Yes	3.3
Facility 1491	Siler City	NC	Solar	Intermediate	Yes	3.9
Facility 1492	Chapel Hill	NC	Solar	Intermediate	Yes	2.4
Facility 1493	Cary	NC	Solar	Intermediate	Yes	5.2
Facility 1494	Pittsboro	NC	Solar	Intermediate	Yes	5.0
Facility 1495	Pittsboro	NC	Solar	Intermediate	Yes	4.8
Facility 1496	Chapel Hill	NC	Solar	Intermediate	Yes	8.5
Facility 1497	Apex	NC	Solar	Intermediate	Yes	6.9
Facility 1498	Raleigh	NC	Solar	Intermediate	Yes	4.2
Facility 1499	Apex	NC	Solar	Intermediate	Yes	3.4
Facility 1500	Asheville	NC	Solar	Intermediate	Yes	3.6
Facility 1501	Swannanoa	NC	Solar	Intermediate	Yes	4.2
Facility 1502	Raleigh	NC	Solar	Intermediate	Yes	3.1
Facility 1503	Zebulon	NC	Solar	Intermediate	Yes	3.0
Facility 1504	Black Mountain	NC	Solar	Intermediate	Yes	6.0
Facility 1505	Pittsboro	NC	Solar	Intermediate	Yes	4.8
Facility 1506	Fuquay Varina	NC	Solar	Intermediate	Yes	4.1
Facility 1507	Siler City	NC	Solar	Intermediate	Yes	9.8
Facility 1508	Pittsboro	NC	Solar	Intermediate	Yes	3.4
Facility 1509	Fuquay Varina	NC	Solar	Intermediate	Yes	5.6
Facility 1510	Cary	NC	Solar	Intermediate	Yes	3.8
Facility 1511	Raleigh	NC	Solar	Intermediate	Yes	2.7
Facility 1512	Raleigh	NC	Solar	Intermediate	Yes	2.4



Duke Energy Progress  
Integrated Resource Plan  
Update Report  
Non-Utility Generator Facilities

***DEP Non-Utility Generator Listing - North Carolina  
as of July 31, 2019***

<b>NORTH CAROLINA GENERATORS:</b>						
<b>Facility Name:</b>	<b>City/County:</b>	<b>State:</b>	<b>Primary Fuel Type:</b>	<b>Designation:</b>	<b>Inclusion in Utility's Resources:</b>	<b>Capacity (AC kW):</b>
Facility 1513	Raleigh	NC	Solar	Intermediate	Yes	4.1
Facility 1514	Fuquay Varina	NC	Solar	Intermediate	Yes	5.4
Facility 1515	Pittsboro	NC	Solar	Intermediate	Yes	2.5
Facility 1516	Cary	NC	Solar	Intermediate	Yes	3.8
Facility 1517	Willow Spring	NC	Solar	Intermediate	Yes	5.5
Facility 1518	Pittsboro	NC	Solar	Intermediate	Yes	3.3
Facility 1519	Wilmington	NC	Solar	Intermediate	Yes	4.7
Facility 1520	Chapel Hill	NC	Solar	Intermediate	Yes	4.8
Facility 1521	Cary	NC	Solar	Intermediate	Yes	5.7
Facility 1522	Raleigh	NC	Solar	Intermediate	Yes	2.5
Facility 1523	Chapel Hill	NC	Solar	Intermediate	Yes	4.3
Facility 1524	Alexander	NC	Solar	Intermediate	Yes	6.6
Facility 1525	Raleigh	NC	Solar	Intermediate	Yes	5.7
Facility 1526	Raleigh	NC	Solar	Intermediate	Yes	4.6
Facility 1527	Chapel Hill	NC	Solar	Intermediate	Yes	4.2
Facility 1528	Chapel Hill	NC	Solar	Intermediate	Yes	5.0
Facility 1529	Holly Springs	NC	Solar	Intermediate	Yes	5.9
Facility 1530	Carolina Beach	NC	Solar	Intermediate	Yes	3.4
Facility 1531	Chapel Hill	NC	Solar	Intermediate	Yes	9.5
Facility 1532	Raleigh	NC	Solar	Intermediate	Yes	4.5
Facility 1533	Pittsboro	NC	Solar	Intermediate	Yes	2.2
Facility 1534	Chapel Hill	NC	Solar	Intermediate	Yes	5.8
Facility 1535	Raleigh	NC	Solar	Intermediate	Yes	3.7
Facility 1536	Raleigh	NC	Solar	Intermediate	Yes	2.0
Facility 1537	Raleigh	NC	Solar	Intermediate	Yes	3.3
Facility 1538	Clayton	NC	Solar	Intermediate	Yes	3.3
Facility 1539	Raleigh	NC	Solar	Intermediate	Yes	3.5
Facility 1540	Robbins	NC	Solar	Intermediate	Yes	3.1
Facility 1541	Raleigh	NC	Solar	Intermediate	Yes	3.9
Facility 1542	Apex	NC	Solar	Intermediate	Yes	3.9
Facility 1543	Wilmington	NC	Solar	Intermediate	Yes	3.7
Facility 1544	Pittsboro	NC	Solar	Intermediate	Yes	3.8
Facility 1545	Zebulon	NC	Solar	Intermediate	Yes	8.1
Facility 1546	Leland	NC	Solar	Intermediate	Yes	5.0
Facility 1547	Chapel Hill	NC	Solar	Intermediate	Yes	6.0
Facility 1548	Angier	NC	Solar	Intermediate	Yes	3.4



Duke Energy Progress  
Integrated Resource Plan  
Update Report  
Non-Utility Generator Facilities

***DEP Non-Utility Generator Listing - North Carolina  
as of July 31, 2019***

<b>NORTH CAROLINA GENERATORS:</b>						
<b>Facility Name:</b>	<b>City/County:</b>	<b>State:</b>	<b>Primary Fuel Type:</b>	<b>Designation:</b>	<b>Inclusion in Utility's Resources:</b>	<b>Capacity (AC kW):</b>
Facility 1549	Pittsboro	NC	Solar	Intermediate	Yes	3.7
Facility 1550	Raleigh	NC	Solar	Intermediate	Yes	6.6
Facility 1551	Pittsboro	NC	Solar	Intermediate	Yes	5.2
Facility 1552	Benson	NC	Solar	Intermediate	Yes	6.0
Facility 1553	Pittsboro	NC	Solar	Intermediate	Yes	2.7
Facility 1554	Raleigh	NC	Solar	Intermediate	Yes	2.4
Facility 1555	Pittsboro	NC	Solar	Intermediate	Yes	2.3
Facility 1556	Cary	NC	Solar	Intermediate	Yes	6.7
Facility 1557	Chapel Hill	NC	Solar	Intermediate	Yes	5.1
Facility 1558	Raleigh	NC	Solar	Intermediate	Yes	6.4
Facility 1559	Pittsboro	NC	Solar	Intermediate	Yes	2.1
Facility 1560	Raleigh	NC	Solar	Intermediate	Yes	4.3
Facility 1561	Pittsboro	NC	Solar	Intermediate	Yes	4.7
Facility 1562	Wilmington	NC	Solar	Intermediate	Yes	3.3
Facility 1563	Southern Pines	NC	Solar	Intermediate	Yes	3.1
Facility 1564	Siler City	NC	Solar	Intermediate	Yes	8.8
Facility 1565	Raleigh	NC	Solar	Intermediate	Yes	4.5
Facility 1566	Roxboro	NC	Solar	Intermediate	Yes	3.8
Facility 1567	Wilmington	NC	Solar	Intermediate	Yes	3.3
Facility 1568	Cary	NC	Solar	Intermediate	Yes	3.7
Facility 1569	Wilmington	NC	Solar	Intermediate	Yes	4.6
Facility 1570	Raleigh	NC	Solar	Intermediate	Yes	3.7
Facility 1571	Pittsboro	NC	Solar	Intermediate	Yes	6.6
Facility 1572	Morrisville	NC	Solar	Intermediate	Yes	5.2
Facility 1573	Raleigh	NC	Solar	Intermediate	Yes	3.6
Facility 1574	Raleigh	NC	Solar	Intermediate	Yes	3.7
Facility 1575	Raleigh	NC	Solar	Intermediate	Yes	6.3
Facility 1576	Goldsboro	NC	Solar	Intermediate	Yes	4.6
Facility 1577	Biltmore Lake	NC	Solar	Intermediate	Yes	3.4
Facility 1578	Lillington	NC	Solar	Intermediate	Yes	3.1
Facility 1579	Raleigh	NC	Solar	Intermediate	Yes	3.7
Facility 1580	Raleigh	NC	Solar	Intermediate	Yes	4.2
Facility 1581	Raleigh	NC	Solar	Intermediate	Yes	2.3
Facility 1582	Apex	NC	Solar	Intermediate	Yes	3.8
Facility 1583	Cary	NC	Solar	Intermediate	Yes	4.7
Facility 1584	Cary	NC	Solar	Intermediate	Yes	3.4

Duke Energy Progress  
Integrated Resource Plan  
Update Report  
Non-Utility Generator Facilities

***DEP Non-Utility Generator Listing - North Carolina  
as of July 31, 2019***

<b>NORTH CAROLINA GENERATORS:</b>						
<b>Facility Name:</b>	<b>City/County:</b>	<b>State:</b>	<b>Primary Fuel Type:</b>	<b>Designation:</b>	<b>Inclusion in Utility's Resources:</b>	<b>Capacity (AC kW):</b>
Facility 1585	Apex	NC	Solar	Intermediate	Yes	2.9
Facility 1586	Raleigh	NC	Solar	Intermediate	Yes	4.6
Facility 1587	Raleigh	NC	Solar	Intermediate	Yes	9.3
Facility 1588	Raleigh	NC	Solar	Intermediate	Yes	3.5
Facility 1589	Black Mountain	NC	Solar	Intermediate	Yes	8.0
Facility 1590	Apex	NC	Solar	Intermediate	Yes	6.6
Facility 1591	Raleigh	NC	Solar	Intermediate	Yes	4.0
Facility 1592	Pittsboro	NC	Solar	Intermediate	Yes	3.0
Facility 1593	Kure Beach	NC	Solar	Intermediate	Yes	5.4
Facility 1594	Cary	NC	Solar	Intermediate	Yes	4.2
Facility 1595	Wrightsville Beach	NC	Solar	Intermediate	Yes	7.9
Facility 1596	Spring Hope	NC	Solar	Intermediate	Yes	7.8
Facility 1597	Raleigh	NC	Solar	Intermediate	Yes	5.9
Facility 1598	Raleigh	NC	Solar	Intermediate	Yes	5.6
Facility 1599	Raleigh	NC	Solar	Intermediate	Yes	5.4
Facility 1600	Zebulon	NC	Solar	Intermediate	Yes	2.0
Facility 1601	Henderson	NC	Solar	Intermediate	Yes	3.7
Facility 1602	New Bern	NC	Solar	Intermediate	Yes	3.5
Facility 1603	Bahama	NC	Solar	Intermediate	Yes	5.8
Facility 1604	Willow Spring	NC	Solar	Intermediate	Yes	4.6
Facility 1605	Raleigh	NC	Solar	Intermediate	Yes	3.3
Facility 1606	Pinehurst	NC	Solar	Intermediate	Yes	2.6
Facility 1607	Pittsboro	NC	Solar	Intermediate	Yes	5.0
Facility 1608	Prospect Hill	NC	Solar	Intermediate	Yes	5.1
Facility 1609	Leland	NC	Solar	Intermediate	Yes	5.6
Facility 1610	Chapel Hill	NC	Solar	Intermediate	Yes	5.8
Facility 1611	Raleigh	NC	Solar	Intermediate	Yes	2.0
Facility 1612	Elm City	NC	Solar	Intermediate	Yes	2.0
Facility 1613	Weaverville	NC	Solar	Intermediate	Yes	5.2
Facility 1614	Cary	NC	Solar	Intermediate	Yes	5.2
Facility 1615	Fuquay Varina	NC	Solar	Intermediate	Yes	2.1
Facility 1616	Clayton	NC	Solar	Intermediate	Yes	6.6
Facility 1617	Raleigh	NC	Solar	Intermediate	Yes	4.6
Facility 1618	Pinehurst	NC	Solar	Intermediate	Yes	2.9
Facility 1619	Clayton	NC	Solar	Intermediate	Yes	2.3
Facility 1620	Fairview	NC	Solar	Intermediate	Yes	4.7

***DEP Non-Utility Generator Listing - North Carolina  
as of July 31, 2019***

<b>NORTH CAROLINA GENERATORS:</b>						
<b>Facility Name:</b>	<b>City/County:</b>	<b>State:</b>	<b>Primary Fuel Type:</b>	<b>Designation:</b>	<b>Inclusion in Utility's Resources:</b>	<b>Capacity (AC kW):</b>
Facility 1621	Cary	NC	Solar	Intermediate	Yes	7.4
Facility 1622	Cary	NC	Solar	Intermediate	Yes	7.6
Facility 1623	Raleigh	NC	Solar	Intermediate	Yes	4.5
Facility 1624	Wilmington	NC	Solar	Intermediate	Yes	6.0
Facility 1625	Garner	NC	Solar	Intermediate	Yes	2.4
Facility 1626	Raleigh	NC	Solar	Intermediate	Yes	4.3
Facility 1627	Wilmington	NC	Solar	Intermediate	Yes	5.9
Facility 1628	Asheville	NC	Solar	Intermediate	Yes	4.3
Facility 1629	Asheville	NC	Solar	Intermediate	Yes	3.3
Facility 1630	Cary	NC	Solar	Intermediate	Yes	3.1
Facility 1631	Wrightsville Beach	NC	Solar	Intermediate	Yes	4.1
Facility 1632	Raleigh	NC	Solar	Intermediate	Yes	3.8
Facility 1633	Hampstead	NC	Solar	Intermediate	Yes	7.9
Facility 1634	Holly Springs	NC	Solar	Intermediate	Yes	4.5
Facility 1635	Cary	NC	Solar	Intermediate	Yes	4.2
Facility 1636	Raleigh	NC	Solar	Intermediate	Yes	3.3
Facility 1637	Wilmington	NC	Solar	Intermediate	Yes	8.8
Facility 1638	Asheville	NC	Solar	Intermediate	Yes	2.3
Facility 1639	Clayton	NC	Solar	Intermediate	Yes	2.2
Facility 1640	Chapel Hill	NC	Solar	Intermediate	Yes	3.8
Facility 1641	Raleigh	NC	Solar	Intermediate	Yes	4.0
Facility 1642	Fuquay Varina	NC	Solar	Intermediate	Yes	3.8
Facility 1643	Wilmington	NC	Solar	Intermediate	Yes	7.3
Facility 1644	Black Mountain	NC	Solar	Intermediate	Yes	3.7
Facility 1645	Holly Springs	NC	Solar	Intermediate	Yes	3.3
Facility 1646	Raleigh	NC	Solar	Intermediate	Yes	4.8
Facility 1647	Raleigh	NC	Solar	Intermediate	Yes	3.9
Facility 1648	Saint Pauls	NC	Solar	Intermediate	Yes	2.3
Facility 1649	Nashville	NC	Solar	Intermediate	Yes	4.2
Facility 1650	Pinehurst	NC	Solar	Intermediate	Yes	2.0
Facility 1651	Wilmington	NC	Solar	Intermediate	Yes	2.3
Facility 1652	Raleigh	NC	Solar	Intermediate	Yes	4.7
Facility 1653	Raleigh	NC	Solar	Intermediate	Yes	7.0
Facility 1654	Raleigh	NC	Solar	Intermediate	Yes	8.6
Facility 1655	Pittsboro	NC	Solar	Intermediate	Yes	5.9
Facility 1656	Cary	NC	Solar	Intermediate	Yes	3.8

***DEP Non-Utility Generator Listing - North Carolina  
as of July 31, 2019***

<b>NORTH CAROLINA GENERATORS:</b>						
<b>Facility Name:</b>	<b>City/County:</b>	<b>State:</b>	<b>Primary Fuel Type:</b>	<b>Designation:</b>	<b>Inclusion in Utility's Resources:</b>	<b>Capacity (AC kW):</b>
Facility 1657	Pittsboro	NC	Solar	Intermediate	Yes	3.2
Facility 1658	Raleigh	NC	Solar	Intermediate	Yes	5.3
Facility 1659	Fuquay Varina	NC	Solar	Intermediate	Yes	9.6
Facility 1660	Apex	NC	Solar	Intermediate	Yes	4.6
Facility 1661	Pinehurst	NC	Solar	Intermediate	Yes	2.5
Facility 1662	Rose Hill	NC	Solar	Intermediate	Yes	6.5
Facility 1663	Chapel Hill	NC	Solar	Intermediate	Yes	3.9
Facility 1664	Apex	NC	Solar	Intermediate	Yes	5.3
Facility 1665	Raleigh	NC	Solar	Intermediate	Yes	5.2
Facility 1666	Cary	NC	Solar	Intermediate	Yes	4.5
Facility 1667	Raleigh	NC	Solar	Intermediate	Yes	3.8
Facility 1668	Holly Springs	NC	Solar	Intermediate	Yes	5.3
Facility 1669	Raleigh	NC	Solar	Intermediate	Yes	3.3
Facility 1670	Asheville	NC	Solar	Intermediate	Yes	6.8
Facility 1671	Cary	NC	Solar	Intermediate	Yes	6.8
Facility 1672	Raleigh	NC	Solar	Intermediate	Yes	6.9
Facility 1673	Wilmington	NC	Solar	Intermediate	Yes	6.3
Facility 1674	Raleigh	NC	Solar	Intermediate	Yes	4.9
Facility 1675	Hampstead	NC	Solar	Intermediate	Yes	9.9
Facility 1676	Pittsboro	NC	Solar	Intermediate	Yes	2.3
Facility 1677	Cary	NC	Solar	Intermediate	Yes	3.9
Facility 1678	Chapel Hill	NC	Solar	Intermediate	Yes	4.3
Facility 1679	Pinehurst	NC	Solar	Intermediate	Yes	9.3
Facility 1680	Asheville	NC	Solar	Intermediate	Yes	3.9
Facility 1681	Cary	NC	Solar	Intermediate	Yes	6.4
Facility 1682	Raleigh	NC	Solar	Intermediate	Yes	2.6
Facility 1683	Angier	NC	Solar	Intermediate	Yes	5.6
Facility 1684	Chapel Hill	NC	Solar	Intermediate	Yes	6.1
Facility 1685	Raleigh	NC	Solar	Intermediate	Yes	2.8
Facility 1686	Raleigh	NC	Solar	Intermediate	Yes	2.4
Facility 1687	Pittsboro	NC	Solar	Intermediate	Yes	3.5
Facility 1688	Pittsboro	NC	Solar	Intermediate	Yes	3.3
Facility 1689	Raleigh	NC	Solar	Intermediate	Yes	5.7
Facility 1690	Cary	NC	Solar	Intermediate	Yes	4.2
Facility 1691	Pittsboro	NC	Solar	Intermediate	Yes	4.9
Facility 1692	Morrisville	NC	Solar	Intermediate	Yes	3.3

***DEP Non-Utility Generator Listing - North Carolina  
as of July 31, 2019***

<b>NORTH CAROLINA GENERATORS:</b>						
<b>Facility Name:</b>	<b>City/County:</b>	<b>State:</b>	<b>Primary Fuel Type:</b>	<b>Designation:</b>	<b>Inclusion in Utility's Resources:</b>	<b>Capacity (AC kW):</b>
Facility 1693	Henderson	NC	Solar	Intermediate	Yes	9.0
Facility 1694	Raleigh	NC	Solar	Intermediate	Yes	2.6
Facility 1695	Raleigh	NC	Solar	Intermediate	Yes	3.0
Facility 1696	Clinton	NC	Solar	Intermediate	Yes	4.4
Facility 1697	Wilmington	NC	Solar	Intermediate	Yes	4.0
Facility 1698	Cary	NC	Solar	Intermediate	Yes	5.4
Facility 1699	Morrisville	NC	Solar	Intermediate	Yes	5.6
Facility 1700	Cary	NC	Solar	Intermediate	Yes	5.9
Facility 1701	Cary	NC	Solar	Intermediate	Yes	3.8
Facility 1702	Raleigh	NC	Solar	Intermediate	Yes	5.0
Facility 1703	Wilmington	NC	Solar	Intermediate	Yes	5.4
Facility 1704	Fuquay Varina	NC	Solar	Intermediate	Yes	6.2
Facility 1705	Raleigh	NC	Solar	Intermediate	Yes	3.9
Facility 1706	Knightdale	NC	Solar	Intermediate	Yes	6.2
Facility 1707	Asheville	NC	Solar	Intermediate	Yes	4.0
Facility 1708	Cary	NC	Solar	Intermediate	Yes	4.3
Facility 1709	Pittsboro	NC	Solar	Intermediate	Yes	4.7
Facility 1710	Raleigh	NC	Solar	Intermediate	Yes	6.3
Facility 1711	Raleigh	NC	Solar	Intermediate	Yes	3.6
Facility 1712	Holly Springs	NC	Solar	Intermediate	Yes	7.8
Facility 1713	Raleigh	NC	Solar	Intermediate	Yes	4.7
Facility 1714	Raleigh	NC	Solar	Intermediate	Yes	5.7
Facility 1715	Raleigh	NC	Solar	Intermediate	Yes	5.5
Facility 1716	Garner	NC	Solar	Intermediate	Yes	8.4
Facility 1717	Raleigh	NC	Solar	Intermediate	Yes	8.0
Facility 1718	Raleigh	NC	Solar	Intermediate	Yes	3.6
Facility 1719	Pittsboro	NC	Solar	Intermediate	Yes	5.8
Facility 1720	Chapel Hill	NC	Solar	Intermediate	Yes	4.7
Facility 1721	Newland	NC	Solar	Intermediate	Yes	5.9
Facility 1722	Cary	NC	Solar	Intermediate	Yes	4.8
Facility 1723	Princeton	NC	Solar	Intermediate	Yes	6.9
Facility 1724	Raleigh	NC	Solar	Intermediate	Yes	6.5
Facility 1725	Fuquay Varina	NC	Solar	Intermediate	Yes	5.9
Facility 1726	Raleigh	NC	Solar	Intermediate	Yes	6.6
Facility 1727	Angier	NC	Solar	Intermediate	Yes	3.0
Facility 1728	Cary	NC	Solar	Intermediate	Yes	4.6

Duke Energy Progress  
Integrated Resource Plan  
Update Report  
Non-Utility Generator Facilities

***DEP Non-Utility Generator Listing - North Carolina  
as of July 31, 2019***

<b>NORTH CAROLINA GENERATORS:</b>						
<b>Facility Name:</b>	<b>City/County:</b>	<b>State:</b>	<b>Primary Fuel Type:</b>	<b>Designation:</b>	<b>Inclusion in Utility's Resources:</b>	<b>Capacity (AC kW):</b>
Facility 1729	Wilmington	NC	Solar	Intermediate	Yes	2.9
Facility 1730	Aberdeen	NC	Solar	Intermediate	Yes	1998.0
Facility 1731	Zebulon	NC	Solar	Intermediate	Yes	5000.0
Facility 1732	Chapel Hill	NC	Solar	Intermediate	Yes	3.3
Facility 1733	Cary	NC	Solar	Intermediate	Yes	7.6
Facility 1734	Hope Mill	NC	Solar	Intermediate	Yes	78500.0
Facility 1735	Asheville	NC	Solar	Intermediate	Yes	3.8
Facility 1736	Weaverville	NC	Solar	Intermediate	Yes	2.7
Facility 1737	New Bern	NC	Biomass	Intermediate	Yes	48800.0
Facility 1738	Roxboro	NC	Biomass	Intermediate	Yes	42000.0
Facility 1739	Southport	NC	Biomass	Intermediate	Yes	80000.0
Facility 1740	Lumberton	NC	Biomass	Intermediate	Yes	36000.0
Facility 1741	Black Mountain	NC	Solar	Intermediate	Yes	2.3
Facility 1742	Raleigh	NC	Solar	Intermediate	Yes	4.1
Facility 1743	Robbins	NC	Solar	Intermediate	Yes	5000.0
Facility 1744	Raleigh	NC	Solar	Intermediate	Yes	7.9
Facility 1745	Grifton	NC	Solar	Intermediate	Yes	52100.0
Facility 1746	Raleigh	NC	Solar	Intermediate	Yes	48.0
Facility 1747	Kure Beach	NC	Solar	Intermediate	Yes	2.1
Facility 1748	Benson	NC	Solar	Intermediate	Yes	4.0
Facility 1749	Raleigh	NC	Solar	Intermediate	Yes	5.0
Facility 1750	Rocky Mount	NC	Solar	Intermediate	Yes	5.3
Facility 1751	Raleigh	NC	Solar	Intermediate	Yes	60.0
Facility 1752	Alliance	NC	Solar	Intermediate	Yes	4998.0
Facility 1753	Chocowinity	NC	Solar	Intermediate	Yes	4950.0
Facility 1754	Asheville	NC	Solar	Intermediate	Yes	3.0
Facility 1755	Hampstead	NC	Solar	Intermediate	Yes	2.6
Facility 1756	Pinehurst	NC	Solar	Intermediate	Yes	5.0
Facility 1757	Asheville	NC	Solar	Intermediate	Yes	8.0
Facility 1758	Oxford	NC	Solar	Intermediate	Yes	5000.0
Facility 1759	Liberty	NC	Solar	Intermediate	Yes	5000.0
Facility 1760	Maysville	NC	Solar	Intermediate	Yes	5000.0
Facility 1761	Pembroke	NC	Solar	Intermediate	Yes	1998.0
Facility 1762	Roxboro	NC	Solar	Intermediate	Yes	1998.0
Facility 1763	Asheboro	NC	Solar	Intermediate	Yes	2000.0
Facility 1764	Vanceboro	NC	Biomass	Intermediate	Yes	5000.0

***DEP Non-Utility Generator Listing - North Carolina  
as of July 31, 2019***

<b>NORTH CAROLINA GENERATORS:</b>						
<b>Facility Name:</b>	<b>City/County:</b>	<b>State:</b>	<b>Primary Fuel Type:</b>	<b>Designation:</b>	<b>Inclusion in Utility's Resources:</b>	<b>Capacity (AC kW):</b>
Facility 1765	Kenansville	NC	Biomass	Intermediate	Yes	25000.0
Facility 1766	Wilmington	NC	Solar	Intermediate	Yes	96.0
Facility 1767	Newton Grove	NC	Solar	Intermediate	Yes	5000.0
Facility 1768	Raleigh	NC	Solar	Intermediate	Yes	413.0
Facility 1769	Raleigh	NC	Solar	Intermediate	Yes	52.2
Facility 1770	Gerton	NC	Solar	Intermediate	Yes	2.5
Facility 1771	Raleigh	NC	Solar	Intermediate	Yes	375.0
Facility 1772	Weaverville	NC	Solar	Intermediate	Yes	4.5
Facility 1773	Raleigh	NC	Solar	Intermediate	Yes	1.6
Facility 1774	Raleigh	NC	Solar	Intermediate	Yes	3.1
Facility 1775	Raleigh	NC	Solar	Intermediate	Yes	7.5
Facility 1776	Asheville	NC	Solar	Intermediate	Yes	3.9
Facility 1777	Pittsboro	NC	Solar	Intermediate	Yes	3.7
Facility 1778	Raleigh	NC	Solar	Intermediate	Yes	5.0
Facility 1779	Asheville	NC	Solar	Intermediate	Yes	5.0
Facility 1780	Hampstead	NC	Solar	Intermediate	Yes	10.0
Facility 1781	Raleigh	NC	Solar	Intermediate	Yes	5.0
Facility 1782	Southern Pines	NC	Solar	Intermediate	Yes	3.0
Facility 1783	Weaverville	NC	Solar	Intermediate	Yes	3.0
Facility 1784	Spruce Pine	NC	Solar	Intermediate	Yes	1.0
Facility 1785	Asheville	NC	Solar	Intermediate	Yes	2.0
Facility 1786	Asheville	NC	Solar	Intermediate	Yes	3.4
Facility 1787	Raleigh	NC	Solar	Intermediate	Yes	1.1
Facility 1788	Fuquay Varina	NC	Solar	Intermediate	Yes	2.1
Facility 1789	Weaverville	NC	Solar	Intermediate	Yes	6.0
Facility 1790	Apex	NC	Solar	Intermediate	Yes	20.0
Facility 1791	Asheville	NC	Solar	Intermediate	Yes	2.5
Facility 1792	Oxford	NC	Solar	Intermediate	Yes	7.4
Facility 1793	Asheville	NC	Solar	Intermediate	Yes	3.9
Facility 1794	Asheville	NC	Solar	Intermediate	Yes	2.4
Facility 1795	Asheville	NC	Solar	Intermediate	Yes	3.9
Facility 1796	Asheville	NC	Solar	Intermediate	Yes	1.4
Facility 1797	Black Mountain	NC	Solar	Intermediate	Yes	3.2
Facility 1798	Apex	NC	Solar	Intermediate	Yes	3.9
Facility 1799	Asheville	NC	Solar	Intermediate	Yes	4.6
Facility 1800	Fairview	NC	Solar	Intermediate	Yes	2.2



***DEP Non-Utility Generator Listing - North Carolina  
as of July 31, 2019***

<b>NORTH CAROLINA GENERATORS:</b>						
<b>Facility Name:</b>	<b>City/County:</b>	<b>State:</b>	<b>Primary Fuel Type:</b>	<b>Designation:</b>	<b>Inclusion in Utility's Resources:</b>	<b>Capacity (AC kW):</b>
Facility 1801	Balsam	NC	Solar	Intermediate	Yes	3.8
Facility 1802	Raleigh	NC	Solar	Intermediate	Yes	5.7
Facility 1803	Black Mountain	NC	Solar	Intermediate	Yes	6.1
Facility 1804	Morehead City	NC	Solar	Intermediate	Yes	1.2
Facility 1805	Sanford	NC	Solar	Intermediate	Yes	3.0
Facility 1806	Pittsboro	NC	Solar	Intermediate	Yes	0.7
Facility 1807	Chapel Hill	NC	Solar	Intermediate	Yes	3.1
Facility 1808	Wilmington	NC	Solar	Intermediate	Yes	2.2
Facility 1809	Cameron	NC	Solar	Intermediate	Yes	8.5
Facility 1810	Wilmington	NC	Solar	Intermediate	Yes	1.4
Facility 1811	Pittsboro	NC	Solar	Intermediate	Yes	2.6
Facility 1812	Asheville	NC	Solar	Intermediate	Yes	5.2
Facility 1813	Asheville	NC	Solar	Intermediate	Yes	4.7
Facility 1814	Wilmington	NC	Solar	Intermediate	Yes	9.9
Facility 1815	Apex	NC	Solar	Intermediate	Yes	2.0
Facility 1816	Raleigh	NC	Solar	Intermediate	Yes	3.0
Facility 1817	Raleigh	NC	Solar	Intermediate	Yes	2.3
Facility 1818	Wilmington	NC	Solar	Intermediate	Yes	5.4
Facility 1819	Franklinton	NC	Solar	Intermediate	Yes	3.9
Facility 1820	Hampstead	NC	Solar	Intermediate	Yes	3.0
Facility 1821	Pittsboro	NC	Solar	Intermediate	Yes	3.6
Facility 1822	Asheville	NC	Solar	Intermediate	Yes	4.0
Facility 1823	Fairview	NC	Solar	Intermediate	Yes	2.9
Facility 1824	Chapel Hill	NC	Solar	Intermediate	Yes	1.6
Facility 1825	Wilmington	NC	Solar	Intermediate	Yes	6.3
Facility 1826	Cary	NC	Solar	Intermediate	Yes	4.0
Facility 1827	Cary	NC	Solar	Intermediate	Yes	3.9
Facility 1828	Nashville	NC	Solar	Intermediate	Yes	4.5
Facility 1829	Asheville	NC	Solar	Intermediate	Yes	4.6
Facility 1830	Chapel Hill	NC	Solar	Intermediate	Yes	3.6
Facility 1831	Asheville	NC	Solar	Intermediate	Yes	2.6
Facility 1832	Candler	NC	Solar	Intermediate	Yes	0.7
Facility 1833	Raleigh	NC	Solar	Intermediate	Yes	1.8
Facility 1834	Raleigh	NC	Solar	Intermediate	Yes	2.4
Facility 1835	Holly Springs	NC	Solar	Intermediate	Yes	3.2
Facility 1836	Raleigh	NC	Solar	Intermediate	Yes	3.2



***DEP Non-Utility Generator Listing - North Carolina  
as of July 31, 2019***

<b>NORTH CAROLINA GENERATORS:</b>						
<b>Facility Name:</b>	<b>City/County:</b>	<b>State:</b>	<b>Primary Fuel Type:</b>	<b>Designation:</b>	<b>Inclusion in Utility's Resources:</b>	<b>Capacity (AC kW):</b>
Facility 1837	Asheville	NC	Solar	Intermediate	Yes	4.7
Facility 1838	Cary	NC	Solar	Intermediate	Yes	7.3
Facility 1839	Weaverville	NC	Solar	Intermediate	Yes	2.1
Facility 1840	Raleigh	NC	Solar	Intermediate	Yes	4.8
Facility 1841	Morehead City	NC	Solar	Intermediate	Yes	3.9
Facility 1842	Nashville	NC	Solar	Intermediate	Yes	3.4
Facility 1843	Chapel Hill	NC	Solar	Intermediate	Yes	2.3
Facility 1844	Waynesville	NC	Solar	Intermediate	Yes	2.9
Facility 1845	Chapel Hill	NC	Solar	Intermediate	Yes	6.3
Facility 1846	Raleigh	NC	Solar	Intermediate	Yes	2.9
Facility 1847	Morehead City	NC	Solar	Intermediate	Yes	9.0
Facility 1848	Apex	NC	Solar	Intermediate	Yes	3.7
Facility 1849	Raleigh	NC	Solar	Intermediate	Yes	2.7
Facility 1850	Vass	NC	Solar	Intermediate	Yes	7.4
Facility 1851	Raleigh	NC	Solar	Intermediate	Yes	3.6
Facility 1852	Asheville	NC	Solar	Intermediate	Yes	7.4
Facility 1853	Garner	NC	Solar	Intermediate	Yes	4.0
Facility 1854	Pittsboro	NC	Solar	Intermediate	Yes	6.4
Facility 1855	Fairview	NC	Solar	Intermediate	Yes	7.8
Facility 1856	Burnsville	NC	Solar	Intermediate	Yes	2.0
Facility 1857	Burnsville	NC	Solar	Intermediate	Yes	5.0
Facility 1858	Fuquay Varina	NC	Solar	Intermediate	Yes	8.5
Facility 1859	Asheville	NC	Solar	Intermediate	Yes	3.7
Facility 1860	Asheville	NC	Solar	Intermediate	Yes	2.7
Facility 1861	Weaverville	NC	Solar	Intermediate	Yes	3.8
Facility 1862	Asheboro	NC	Solar	Intermediate	Yes	4.1
Facility 1863	Cary	NC	Solar	Intermediate	Yes	4.7
Facility 1864	Willow Springs	NC	Solar	Intermediate	Yes	2.1
Facility 1865	Roxboro	NC	Solar	Intermediate	Yes	2.4
Facility 1866	Asheville	NC	Solar	Intermediate	Yes	2.7
Facility 1867	Pittsboro	NC	Solar	Intermediate	Yes	1.8
Facility 1868	Fairview	NC	Solar	Intermediate	Yes	2.8
Facility 1869	Cary	NC	Solar	Intermediate	Yes	3.4
Facility 1870	Chapel Hill	NC	Solar	Intermediate	Yes	3.1
Facility 1871	Fletcher	NC	Solar	Intermediate	Yes	6.5
Facility 1872	Wendell	NC	Solar	Intermediate	Yes	2.8

***DEP Non-Utility Generator Listing - North Carolina  
as of July 31, 2019***

<b>NORTH CAROLINA GENERATORS:</b>						
<b>Facility Name:</b>	<b>City/County:</b>	<b>State:</b>	<b>Primary Fuel Type:</b>	<b>Designation:</b>	<b>Inclusion in Utility's Resources:</b>	<b>Capacity (AC kW):</b>
Facility 1873	Zebulon	NC	Solar	Intermediate	Yes	5.5
Facility 1874	Raleigh	NC	Solar	Intermediate	Yes	2.7
Facility 1875	Pittsboro	NC	Solar	Intermediate	Yes	3.0
Facility 1876	Barnardsville	NC	Solar	Intermediate	Yes	2.7
Facility 1877	Fairview	NC	Solar	Intermediate	Yes	9.0
Facility 1878	Fletcher	NC	Solar	Intermediate	Yes	2.5
Facility 1879	Raleigh	NC	Solar	Intermediate	Yes	2.5
Facility 1880	Asheville	NC	Solar	Intermediate	Yes	6.0
Facility 1881	Arden	NC	Solar	Intermediate	Yes	1.4
Facility 1882	Pittsboro	NC	Solar	Intermediate	Yes	2.8
Facility 1883	Spruce Pine	NC	Solar	Intermediate	Yes	3.8
Facility 1884	Marshall	NC	Wind	Intermediate	Yes	1.8
Facility 1885	Raleigh	NC	Solar	Intermediate	Yes	4.9
Facility 1886	Spruce Pine	NC	Solar	Intermediate	Yes	4.6
Facility 1887	Apex	NC	Solar	Intermediate	Yes	6.4
Facility 1888	Carolina Beach	NC	Solar	Intermediate	Yes	1.0
Facility 1889	Cary	NC	Solar	Intermediate	Yes	3.8
Facility 1890	Roxboro	NC	Solar	Intermediate	Yes	1.9
Facility 1891	Broadway	NC	Solar	Intermediate	Yes	8.5
Facility 1892	Wilmington	NC	Solar	Intermediate	Yes	4.0
Facility 1893	Candler	NC	Solar	Intermediate	Yes	3.4
Facility 1894	Clayton	NC	Solar	Intermediate	Yes	2.7
Facility 1895	Fuquay Varina	NC	Solar	Intermediate	Yes	6.6
Facility 1896	Fairview	NC	Solar	Intermediate	Yes	3.0
Facility 1897	Goldsboro	NC	Solar	Intermediate	Yes	5.8
Facility 1898	Fairview	NC	Solar	Intermediate	Yes	3.8
Facility 1899	Clayton	NC	Solar	Intermediate	Yes	3.6
Facility 1900	Asheville	NC	Solar	Intermediate	Yes	4.4
Facility 1901	Raleigh	NC	Solar	Intermediate	Yes	3.3
Facility 1902	Asheville	NC	Solar	Intermediate	Yes	3.8
Facility 1903	Raleigh	NC	Solar	Intermediate	Yes	2.9
Facility 1904	New Hill	NC	Solar	Intermediate	Yes	2.9
Facility 1905	Raleigh	NC	Solar	Intermediate	Yes	1.5
Facility 1906	Swannanoa	NC	Solar	Intermediate	Yes	3.8
Facility 1907	Wilmington	NC	Solar	Intermediate	Yes	1.8
Facility 1908	Raleigh	NC	Solar	Intermediate	Yes	1.8

***DEP Non-Utility Generator Listing - North Carolina  
as of July 31, 2019***

<b>NORTH CAROLINA GENERATORS:</b>						
<b>Facility Name:</b>	<b>City/County:</b>	<b>State:</b>	<b>Primary Fuel Type:</b>	<b>Designation:</b>	<b>Inclusion in Utility's Resources:</b>	<b>Capacity (AC kW):</b>
Facility 1909	Fuquay Varina	NC	Solar	Intermediate	Yes	4.4
Facility 1910	Pittsboro	NC	Solar	Intermediate	Yes	3.6
Facility 1911	Alexander	NC	Solar	Intermediate	Yes	5.0
Facility 1912	Henderson	NC	Solar	Intermediate	Yes	3.0
Facility 1913	Asheville	NC	Solar	Intermediate	Yes	4.0
Facility 1914	Wake Forest	NC	Solar	Intermediate	Yes	2.4
Facility 1915	Raleigh	NC	Solar	Intermediate	Yes	4.0
Facility 1916	Raleigh	NC	Solar	Intermediate	Yes	2.7
Facility 1917	Barnardsville	NC	Solar	Intermediate	Yes	3.6
Facility 1918	Asheville	NC	Solar	Intermediate	Yes	4.3
Facility 1919	Zebulon	NC	Solar	Intermediate	Yes	9.9
Facility 1920	Asheville	NC	Solar	Intermediate	Yes	1.6
Facility 1921	Cary	NC	Solar	Intermediate	Yes	2.3
Facility 1922	Siler City	NC	Solar	Intermediate	Yes	2.5
Facility 1923	Raleigh	NC	Solar	Intermediate	Yes	3.7
Facility 1924	Wilmington	NC	Solar	Intermediate	Yes	1.0
Facility 1925	Fairview	NC	Solar	Intermediate	Yes	2.7
Facility 1926	Henderson	NC	Solar	Intermediate	Yes	4.7
Facility 1927	Goldsboro	NC	Solar	Intermediate	Yes	4.1
Facility 1928	Aberdeen	NC	Solar	Intermediate	Yes	10.0
Facility 1929	Pinehurst	NC	Solar	Intermediate	Yes	8.2
Facility 1930	Alexander	NC	Solar	Intermediate	Yes	3.1
Facility 1931	Leicester	NC	Solar	Intermediate	Yes	6.0
Facility 1932	Arden	NC	Solar	Intermediate	Yes	3.0
Facility 1933	Weaverville	NC	Solar	Intermediate	Yes	3.7
Facility 1934	Raleigh	NC	Solar	Intermediate	Yes	1.8
Facility 1935	Raleigh	NC	Solar	Intermediate	Yes	4.0
Facility 1936	Zebulon	NC	Solar	Intermediate	Yes	1.6
Facility 1937	Chapel Hill	NC	Solar	Intermediate	Yes	1.0
Facility 1938	Cary	NC	Solar	Intermediate	Yes	2.5
Facility 1939	Cary	NC	Solar	Intermediate	Yes	6.6
Facility 1940	Black Mountain	NC	Solar	Intermediate	Yes	2.9
Facility 1941	Rougemont	NC	Solar	Intermediate	Yes	3.0
Facility 1942	Pinehurst	NC	Solar	Intermediate	Yes	2.8
Facility 1943	Asheville	NC	Solar	Intermediate	Yes	2.3
Facility 1944	Cary	NC	Solar	Intermediate	Yes	2.4

***DEP Non-Utility Generator Listing - North Carolina  
as of July 31, 2019***

<b>NORTH CAROLINA GENERATORS:</b>						
<b>Facility Name:</b>	<b>City/County:</b>	<b>State:</b>	<b>Primary Fuel Type:</b>	<b>Designation:</b>	<b>Inclusion in Utility's Resources:</b>	<b>Capacity (AC kW):</b>
Facility 1945	Asheville	NC	Solar	Intermediate	Yes	0.8
Facility 1946	Weaverville	NC	Solar	Intermediate	Yes	3.2
Facility 1947	Pittsboro	NC	Solar	Intermediate	Yes	2.8
Facility 1948	Sanford	NC	Solar	Intermediate	Yes	5.0
Facility 1949	Pittsboro	NC	Solar	Intermediate	Yes	4.9
Facility 1950	Weaverville	NC	Solar	Intermediate	Yes	1.0
Facility 1951	Robbins	NC	Solar	Intermediate	Yes	2.8
Facility 1952	Asheville	NC	Solar	Intermediate	Yes	5.3
Facility 1953	Raleigh	NC	Solar	Intermediate	Yes	1.8
Facility 1954	Pittsboro	NC	Solar	Intermediate	Yes	7.6
Facility 1955	Raleigh	NC	Solar	Intermediate	Yes	2.9
Facility 1956	Raleigh	NC	Solar	Intermediate	Yes	1.6
Facility 1957	Raleigh	NC	Solar	Intermediate	Yes	2.1
Facility 1958	Raleigh	NC	Solar	Intermediate	Yes	3.1
Facility 1959	Wilmington	NC	Solar	Intermediate	Yes	1.4
Facility 1960	Wilmington	NC	Solar	Intermediate	Yes	3.4
Facility 1961	Holly Springs	NC	Solar	Intermediate	Yes	1.6
Facility 1962	Holly Springs	NC	Solar	Intermediate	Yes	1.8
Facility 1963	Apex	NC	Solar	Intermediate	Yes	1.1
Facility 1964	Pittsboro	NC	Solar	Intermediate	Yes	1.8
Facility 1965	Chapel Hill	NC	Solar	Intermediate	Yes	2.1
Facility 1966	Middlesex	NC	Solar	Intermediate	Yes	2.2
Facility 1967	Apex	NC	Solar	Intermediate	Yes	1.6
Facility 1968	Asheville	NC	Solar	Intermediate	Yes	3.2
Facility 1969	Pittsboro	NC	Solar	Intermediate	Yes	2.6
Facility 1970	Raleigh	NC	Solar	Intermediate	Yes	3.4
Facility 1971	Liberty	NC	Solar	Intermediate	Yes	3.3
Facility 1972	Asheville	NC	Solar	Intermediate	Yes	2.5
Facility 1973	Clinton	NC	Wind	Intermediate	Yes	1.9
Facility 1974	Raleigh	NC	Solar	Intermediate	Yes	1.8
Facility 1975	Black Mountain	NC	Solar	Intermediate	Yes	1.9
Facility 1976	Siler City	NC	Solar	Intermediate	Yes	2.7
Facility 1977	Raleigh	NC	Solar	Intermediate	Yes	4.8
Facility 1978	Raleigh	NC	Solar	Intermediate	Yes	5.4
Facility 1979	Wilmington	NC	Solar	Intermediate	Yes	3.6
Facility 1980	Raleigh	NC	Solar	Intermediate	Yes	3.4

***DEP Non-Utility Generator Listing - North Carolina  
as of July 31, 2019***

<b>NORTH CAROLINA GENERATORS:</b>						
<b>Facility Name:</b>	<b>City/County:</b>	<b>State:</b>	<b>Primary Fuel Type:</b>	<b>Designation:</b>	<b>Inclusion in Utility's Resources:</b>	<b>Capacity (AC kW):</b>
Facility 1981	Jacksonville	NC	Solar	Intermediate	Yes	4.6
Facility 1982	Pinehurst	NC	Solar	Intermediate	Yes	3.8
Facility 1983	Zebulon	NC	Solar	Intermediate	Yes	1.1
Facility 1984	Pittsboro	NC	Solar	Intermediate	Yes	1.9
Facility 1985	Asheville	NC	Solar	Intermediate	Yes	1.0
Facility 1986	Wendell	NC	Solar	Intermediate	Yes	3.0
Facility 1987	Asheville	NC	Solar	Intermediate	Yes	1.0
Facility 1988	Morrisville	NC	Solar	Intermediate	Yes	6.4
Facility 1989	Pittsboro	NC	Solar	Intermediate	Yes	2.5
Facility 1990	Wilmington	NC	Wind	Intermediate	Yes	4.2
Facility 1991	Pittsboro	NC	Solar	Intermediate	Yes	2.5
Facility 1992	Wilmington	NC	Solar	Intermediate	Yes	3.9
Facility 1993	Raleigh	NC	Solar	Intermediate	Yes	1.6
Facility 1994	Louisburg	NC	Solar	Intermediate	Yes	7.6
Facility 1995	Cary	NC	Solar	Intermediate	Yes	3.7
Facility 1996	Wendell	NC	Solar	Intermediate	Yes	1.9
Facility 1997	Fletcher	NC	Solar	Intermediate	Yes	11.0
Facility 1998	Fletcher	NC	Solar	Intermediate	Yes	11.0
Facility 1999	Barnardsville	NC	Solar	Intermediate	Yes	4.9
Facility 2000	Benson	NC	Solar	Intermediate	Yes	4.6
Facility 2001	Swansboro	NC	Solar	Intermediate	Yes	2.5
Facility 2002	Raleigh	NC	Solar	Intermediate	Yes	4.1
Facility 2003	Kure Beach	NC	Solar	Intermediate	Yes	2.0
Facility 2004	Semora	NC	Solar	Intermediate	Yes	4.2
Facility 2005	Wilmington	NC	Solar	Intermediate	Yes	9.9
Facility 2006	Wilmington	NC	Solar	Intermediate	Yes	2.0
Facility 2007	Candler	NC	Solar	Intermediate	Yes	2.4
Facility 2008	Fuquay Varina	NC	Solar	Intermediate	Yes	3.1
Facility 2009	Fletcher	NC	Solar	Intermediate	Yes	2.3
Facility 2010	Wilmington	NC	Solar	Intermediate	Yes	3.6
Facility 2011	Weaverville	NC	Solar	Intermediate	Yes	3.8
Facility 2012	Vass	NC	Solar	Intermediate	Yes	3.6
Facility 2013	Raleigh	NC	Solar	Intermediate	Yes	7.5
Facility 2014	Raleigh	NC	Solar	Intermediate	Yes	1.9
Facility 2015	Laurinburg	NC	Solar	Intermediate	Yes	5.0
Facility 2016	Raleigh	NC	Solar	Intermediate	Yes	3.6

***DEP Non-Utility Generator Listing - North Carolina  
as of July 31, 2019***

<b>NORTH CAROLINA GENERATORS:</b>						
<b>Facility Name:</b>	<b>City/County:</b>	<b>State:</b>	<b>Primary Fuel Type:</b>	<b>Designation:</b>	<b>Inclusion in Utility's Resources:</b>	<b>Capacity (AC kW):</b>
Facility 2017	Spring Lake	NC	Solar	Intermediate	Yes	3.9
Facility 2018	Franklinton	NC	Solar	Intermediate	Yes	2.3
Facility 2019	Raleigh	NC	Solar	Intermediate	Yes	2.6
Facility 2020	Chapel Hill	NC	Solar	Intermediate	Yes	5.0
Facility 2021	Raleigh	NC	Solar	Intermediate	Yes	2.0
Facility 2022	Laurinburg	NC	Solar	Intermediate	Yes	11.0
Facility 2023	Laurinburg	NC	Solar	Intermediate	Yes	10.0
Facility 2024	Raleigh	NC	Solar	Intermediate	Yes	5.5
Facility 2025	Apex	NC	Solar	Intermediate	Yes	3.4
Facility 2026	Asheville	NC	Solar	Intermediate	Yes	3.8
Facility 2027	Cary	NC	Solar	Intermediate	Yes	3.8
Facility 2028	Rocky Mount	NC	Solar	Intermediate	Yes	4.7
Facility 2029	Cary	NC	Solar	Intermediate	Yes	8.7
Facility 2030	Cary	NC	Solar	Intermediate	Yes	2.9
Facility 2031	Castle Hayne	NC	Solar	Intermediate	Yes	5.4
Facility 2032	Pinehurst	NC	Solar	Intermediate	Yes	3.6
Facility 2033	Asheville	NC	Solar	Intermediate	Yes	3.9
Facility 2034	Wilmington	NC	Solar	Intermediate	Yes	7.7
Facility 2035	Cary	NC	Solar	Intermediate	Yes	1.7
Facility 2036	Leicester	NC	Solar	Intermediate	Yes	3.1
Facility 2037	Raleigh	NC	Solar	Intermediate	Yes	4.0
Facility 2038	Pittsboro	NC	Solar	Intermediate	Yes	2.5
Facility 2039	Asheville	NC	Solar	Intermediate	Yes	1.7
Facility 2040	Southern Pines	NC	Solar	Intermediate	Yes	1.8
Facility 2041	Henderson	NC	Solar	Intermediate	Yes	6.8
Facility 2042	Leicester	NC	Solar	Intermediate	Yes	4.8
Facility 2043	Asheville	NC	Solar	Intermediate	Yes	1.5
Facility 2044	Wilmington	NC	Solar	Intermediate	Yes	1.0
Facility 2045	Raleigh	NC	Solar	Intermediate	Yes	9.6
Facility 2046	Raleigh	NC	Solar	Intermediate	Yes	6.5
Facility 2047	Black Mountain	NC	Solar	Intermediate	Yes	1.4
Facility 2048	Asheville	NC	Solar	Intermediate	Yes	2.6
Facility 2049	Weaverville	NC	Solar	Intermediate	Yes	3.3
Facility 2050	Pinehurst	NC	Solar	Intermediate	Yes	1.0
Facility 2051	Pittsboro	NC	Solar	Intermediate	Yes	2.3
Facility 2052	Swannanoa	NC	Solar	Intermediate	Yes	9.5

***DEP Non-Utility Generator Listing - North Carolina  
as of July 31, 2019***

<b>NORTH CAROLINA GENERATORS:</b>						
<b>Facility Name:</b>	<b>City/County:</b>	<b>State:</b>	<b>Primary Fuel Type:</b>	<b>Designation:</b>	<b>Inclusion in Utility's Resources:</b>	<b>Capacity (AC kW):</b>
Facility 2053	Cameron	NC	Solar	Intermediate	Yes	4.6
Facility 2054	Goldsboro	NC	Solar	Intermediate	Yes	4.0
Facility 2055	Knightdale	NC	Solar	Intermediate	Yes	0.5
Facility 2056	Barnardsville	NC	Solar	Intermediate	Yes	2.6
Facility 2057	Raleigh	NC	Solar	Intermediate	Yes	1.8
Facility 2058	Waynesville	NC	Solar	Intermediate	Yes	5.7
Facility 2059	Vass	NC	Solar	Intermediate	Yes	4.7
Facility 2060	Raleigh	NC	Solar	Intermediate	Yes	3.2
Facility 2061	Fremont	NC	Solar	Intermediate	Yes	1.5
Facility 2062	Wilmington	NC	Solar	Intermediate	Yes	3.5
Facility 2063	Barnardsville	NC	Solar	Intermediate	Yes	0.9
Facility 2064	Asheville	NC	Solar	Intermediate	Yes	3.1
Facility 2065	Black Mountain	NC	Solar	Intermediate	Yes	1.9
Facility 2066	Raleigh	NC	Solar	Intermediate	Yes	3.7
Facility 2067	Asheville	NC	Solar	Intermediate	Yes	1.7
Facility 2068	Barnardsville	NC	Solar	Intermediate	Yes	1.9
Facility 2069	Pinehurst	NC	Solar	Intermediate	Yes	3.1
Facility 2070	Pittsboro	NC	Solar	Intermediate	Yes	1.4
Facility 2071	Asheville	NC	Solar	Intermediate	Yes	2.3
Facility 2072	Hot Springs	NC	Solar	Intermediate	Yes	6.0
Facility 2073	Asheville	NC	Solar	Intermediate	Yes	1.7
Facility 2074	Barnardsville	NC	Solar	Intermediate	Yes	4.6
Facility 2075	Asheville	NC	Solar	Intermediate	Yes	3.0
Facility 2076	Cameron	NC	Solar	Intermediate	Yes	4.7
Facility 2077	Wake Forest	NC	Solar	Intermediate	Yes	1.8
Facility 2078	Wake Forest	NC	Solar	Intermediate	Yes	1.8
Facility 2079	Wake Forest	NC	Solar	Intermediate	Yes	1.8
Facility 2080	Raleigh	NC	Solar	Intermediate	Yes	2.8
Facility 2081	Leicester	NC	Solar	Intermediate	Yes	2.4
Facility 2082	Asheville	NC	Solar	Intermediate	Yes	2.2
Facility 2083	Siler City	NC	Solar	Intermediate	Yes	4.1
Facility 2084	Asheville	NC	Solar	Intermediate	Yes	4.0
Facility 2085	Asheville	NC	Solar	Intermediate	Yes	4.0
Facility 2086	Raleigh	NC	Solar	Intermediate	Yes	2.4
Facility 2087	Willow Spring	NC	Solar	Intermediate	Yes	1.0
Facility 2088	Asheville	NC	Solar	Intermediate	Yes	3.1



***DEP Non-Utility Generator Listing - North Carolina  
as of July 31, 2019***

<b>NORTH CAROLINA GENERATORS:</b>						
<b>Facility Name:</b>	<b>City/County:</b>	<b>State:</b>	<b>Primary Fuel Type:</b>	<b>Designation:</b>	<b>Inclusion in Utility's Resources:</b>	<b>Capacity (AC kW):</b>
Facility 2089	Wilmington	NC	Solar	Intermediate	Yes	4.0
Facility 2090	Raleigh	NC	Solar	Intermediate	Yes	3.1
Facility 2091	Raleigh	NC	Solar	Intermediate	Yes	2.4
Facility 2092	Fletcher	NC	Solar	Intermediate	Yes	3.7
Facility 2093	Spring Hope	NC	Solar	Intermediate	Yes	10.0
Facility 2094	Leicester	NC	Solar	Intermediate	Yes	4.6
Facility 2095	Barnardsville	NC	Solar	Intermediate	Yes	3.6
Facility 2096	Louisburg	NC	Solar	Intermediate	Yes	3.7
Facility 2097	Pinehurst	NC	Solar	Intermediate	Yes	0.6
Facility 2098	Morehead City	NC	Solar	Intermediate	Yes	2.0
Facility 2099	Black Mountain	NC	Solar	Intermediate	Yes	4.7
Facility 2100	Asheville	NC	Solar	Intermediate	Yes	7.4
Facility 2101	Pittsboro	NC	Solar	Intermediate	Yes	3.6
Facility 2102	Barnardsville	NC	Solar	Intermediate	Yes	4.7
Facility 2103	Black Mountain	NC	Solar	Intermediate	Yes	4.7
Facility 2104	Weaverville	NC	Solar	Intermediate	Yes	6.0
Facility 2105	Bakersville	NC	Solar	Intermediate	Yes	3.2
Facility 2106	Asheville	NC	Solar	Intermediate	Yes	2.9
Facility 2107	Carolina Beach	NC	Solar	Intermediate	Yes	4.3
Facility 2108	Alexander	NC	Solar	Intermediate	Yes	1.5
Facility 2109	Black Mountain	NC	Solar	Intermediate	Yes	2.8
Facility 2110	Candler	NC	Solar	Intermediate	Yes	4.0
Facility 2111	Asheville	NC	Solar	Intermediate	Yes	4.9
Facility 2112	Biscoe	NC	Solar	Intermediate	Yes	3.4
Facility 2113	Southern Pines	NC	Solar	Intermediate	Yes	1.9
Facility 2114	Raleigh	NC	Solar	Intermediate	Yes	3.4
Facility 2115	Pittsboro	NC	Solar	Intermediate	Yes	1.7
Facility 2116	Chapel Hill	NC	Solar	Intermediate	Yes	1.2
Facility 2117	Weaverville	NC	Solar	Intermediate	Yes	4.0
Facility 2118	Canton	NC	Solar	Intermediate	Yes	9.2
Facility 2119	Wilmington	NC	Solar	Intermediate	Yes	1.4
Facility 2120	Black Mountain	NC	Solar	Intermediate	Yes	3.2
Facility 2121	Canton	NC	Solar	Intermediate	Yes	2.6
Facility 2122	Asheville	NC	Solar	Intermediate	Yes	5.9
Facility 2123	Asheville	NC	Solar	Intermediate	Yes	8.0
Facility 2124	Rougemont	NC	Solar	Intermediate	Yes	7.6



***DEP Non-Utility Generator Listing - North Carolina  
as of July 31, 2019***

<b>NORTH CAROLINA GENERATORS:</b>						
<b>Facility Name:</b>	<b>City/County:</b>	<b>State:</b>	<b>Primary Fuel Type:</b>	<b>Designation:</b>	<b>Inclusion in Utility's Resources:</b>	<b>Capacity (AC kW):</b>
Facility 2125	Raleigh	NC	Solar	Intermediate	Yes	2.6
Facility 2126	Raleigh	NC	Solar	Intermediate	Yes	4.0
Facility 2127	Pittsboro	NC	Solar	Intermediate	Yes	1.8
Facility 2128	Black Mountain	NC	Solar	Intermediate	Yes	9.6
Facility 2129	Asheville	NC	Solar	Intermediate	Yes	4.1
Facility 2130	Asheville	NC	Solar	Intermediate	Yes	5.2
Facility 2131	Asheville	NC	Solar	Intermediate	Yes	4.1
Facility 2132	Pittsboro	NC	Solar	Intermediate	Yes	2.9
Facility 2133	Fletcher	NC	Solar	Intermediate	Yes	1.7
Facility 2134	Asheville	NC	Solar	Intermediate	Yes	0.8
Facility 2135	Kure Beach	NC	Solar	Intermediate	Yes	6.5
Facility 2136	Pittsboro	NC	Solar	Intermediate	Yes	1.6
Facility 2137	Pittsboro	NC	Solar	Intermediate	Yes	1.6
Facility 2138	Pittsboro	NC	Solar	Intermediate	Yes	1.6
Facility 2139	Raleigh	NC	Solar	Intermediate	Yes	2.5
Facility 2140	Raleigh	NC	Solar	Intermediate	Yes	10.0
Facility 2141	Sanford	NC	Solar	Intermediate	Yes	5.6
Facility 2142	Morehead City	NC	Solar	Intermediate	Yes	3.4
Facility 2143	Arden	NC	Solar	Intermediate	Yes	7.2
Facility 2144	Pinehurst	NC	Solar	Intermediate	Yes	3.4
Facility 2145	Pittsboro	NC	Solar	Intermediate	Yes	2.5
Facility 2146	Beaufort	NC	Solar	Intermediate	Yes	2.1
Facility 2147	Raleigh	NC	Solar	Intermediate	Yes	2.4
Facility 2148	Cary	NC	Solar	Intermediate	Yes	3.4
Facility 2149	Asheville	NC	Solar	Intermediate	Yes	2.8
Facility 2150	Cary	NC	Solar	Intermediate	Yes	1.4
Facility 2151	Garner	NC	Solar	Intermediate	Yes	5.2
Facility 2152	Williston	NC	Solar	Intermediate	Yes	4.0
Facility 2153	Alexander	NC	Solar	Intermediate	Yes	2.8
Facility 2154	Alexander	NC	Solar	Intermediate	Yes	3.9
Facility 2155	Asheville	NC	Solar	Intermediate	Yes	6.8
Facility 2156	New Hill	NC	Solar	Intermediate	Yes	5.1
Facility 2157	Chapel Hill	NC	Solar	Intermediate	Yes	3.2
Facility 2158	Weaverville	NC	Solar	Intermediate	Yes	4.1
Facility 2159	Asheville	NC	Solar	Intermediate	Yes	3.5
Facility 2160	Franklinton	NC	Solar	Intermediate	Yes	3.6

Duke Energy Progress  
Integrated Resource Plan  
Update Report  
Non-Utility Generator Facilities

***DEP Non-Utility Generator Listing - North Carolina  
as of July 31, 2019***

<b>NORTH CAROLINA GENERATORS:</b>						
<b>Facility Name:</b>	<b>City/County:</b>	<b>State:</b>	<b>Primary Fuel Type:</b>	<b>Designation:</b>	<b>Inclusion in Utility's Resources:</b>	<b>Capacity (AC kW):</b>
Facility 2161	Asheboro	NC	Solar	Intermediate	Yes	2.6
Facility 2162	Raleigh	NC	Solar	Intermediate	Yes	3.4
Facility 2163	Clayton	NC	Solar	Intermediate	Yes	5.9
Facility 2164	Pinehurst	NC	Solar	Intermediate	Yes	4.9
Facility 2165	Raleigh	NC	Solar	Intermediate	Yes	5.0
Facility 2166	Carolina Beach	NC	Solar	Intermediate	Yes	3.0
Facility 2167	Leland	NC	Solar	Intermediate	Yes	5.9
Facility 2168	Asheville	NC	Solar	Intermediate	Yes	3.0
Facility 2169	Asheville	NC	Solar	Intermediate	Yes	6.0
Facility 2170	Asheville	NC	Solar	Intermediate	Yes	5.0
Facility 2171	Asheville	NC	Solar	Intermediate	Yes	3.8
Facility 2172	Raleigh	NC	Solar	Intermediate	Yes	5.2
Facility 2173	Bear Creek	NC	Solar	Intermediate	Yes	7.0
Facility 2174	Fuquay Varina	NC	Solar	Intermediate	Yes	14.6
Facility 2175	Hampstead	NC	Solar	Intermediate	Yes	4.0
Facility 2176	Asheville	NC	Solar	Intermediate	Yes	4.0
Facility 2177	Asheville	NC	Solar	Intermediate	Yes	3.8
Facility 2178	Asheville	NC	Solar	Intermediate	Yes	6.9
Facility 2179	Asheville	NC	Solar	Intermediate	Yes	4.4
Facility 2180	Sanford	NC	Solar	Intermediate	Yes	6.0
Facility 2181	Garner	NC	Solar	Intermediate	Yes	4.0
Facility 2182	Clyde	NC	Solar	Intermediate	Yes	9.0
Facility 2183	Fuquay Varina	NC	Solar	Intermediate	Yes	2.6
Facility 2184	Goldsboro	NC	Solar	Intermediate	Yes	4.6
Facility 2185	Wilmington	NC	Solar	Intermediate	Yes	7.0
Facility 2186	CAMERON	NC	Solar	Intermediate	Yes	4.3
Facility 2187	ASHEVILLE	NC	Solar	Intermediate	Yes	4.3
Facility 2188	Raleigh	NC	Solar	Intermediate	Yes	1.7
Facility 2189	Cary	NC	Solar	Intermediate	Yes	2.7
Facility 2190	Raleigh	NC	Solar	Intermediate	Yes	1.7
Facility 2191	Cary	NC	Solar	Intermediate	Yes	1.7
Facility 2192	Cameron	NC	Solar	Intermediate	Yes	8.6
Facility 2193	FAIRVIEW	NC	Solar	Intermediate	Yes	3.4
Facility 2194	ASHEVILLE	NC	Solar	Intermediate	Yes	5.2
Facility 2195	Cary	NC	Solar	Intermediate	Yes	1.5
Facility 2196	GARNER	NC	Solar	Intermediate	Yes	6.0

***DEP Non-Utility Generator Listing - North Carolina  
as of July 31, 2019***

<b>NORTH CAROLINA GENERATORS:</b>						
<b>Facility Name:</b>	<b>City/County:</b>	<b>State:</b>	<b>Primary Fuel Type:</b>	<b>Designation:</b>	<b>Inclusion in Utility's Resources:</b>	<b>Capacity (AC kW):</b>
Facility 2197	Cary	NC	Solar	Intermediate	Yes	1.5
Facility 2198	Cary	NC	Solar	Intermediate	Yes	3.3
Facility 2199	Chapel Hill	NC	Solar	Intermediate	Yes	5.2
Facility 2200	Hampstead	NC	Solar	Intermediate	Yes	4.3
Facility 2201	Cary	NC	Solar	Intermediate	Yes	1.5
Facility 2202	Asheville	NC	Solar	Intermediate	Yes	6.0
Facility 2203	Asheville	NC	Solar	Intermediate	Yes	4.8
Facility 2204	Cary	NC	Solar	Intermediate	Yes	1.5
Facility 2205	Knightdale	NC	Solar	Intermediate	Yes	2.8
Facility 2206	Four Oaks	NC	Solar	Intermediate	Yes	2.6
Facility 2207	Garner	NC	Solar	Intermediate	Yes	10.0
Facility 2208	Asheville	NC	Solar	Intermediate	Yes	3.4
Facility 2209	Chapel Hill	NC	Solar	Intermediate	Yes	2.5
Facility 2210	Asheville	NC	Solar	Intermediate	Yes	3.0
Facility 2211	Candler	NC	Solar	Intermediate	Yes	2.4
Facility 2212	Youngsville	NC	Solar	Intermediate	Yes	5.0
Facility 2213	Pittsboro	NC	Solar	Intermediate	Yes	1.5
Facility 2214	Raleigh	NC	Solar	Intermediate	Yes	3.2
Facility 2215	Asheville	NC	Solar	Intermediate	Yes	5.0
Facility 2216	Raleigh	NC	Solar	Intermediate	Yes	2.6
Facility 2217	Raleigh	NC	Solar	Intermediate	Yes	1.7
Facility 2218	Calypso	NC	Solar	Intermediate	Yes	5.6
Facility 2219	Cary	NC	Solar	Intermediate	Yes	1.5
Facility 2220	Asheville	NC	Solar	Intermediate	Yes	3.8
Facility 2221	Cary	NC	Solar	Intermediate	Yes	3.8
Facility 2222	Hampstead	NC	Solar	Intermediate	Yes	2.6
Facility 2223	Weaverville	NC	Solar	Intermediate	Yes	4.3
Facility 2224	Raleigh	NC	Solar	Intermediate	Yes	5.0
Facility 2225	Apex	NC	Solar	Intermediate	Yes	4.0
Facility 2226	Raleigh	NC	Solar	Intermediate	Yes	1.9
Facility 2227	Lillington	NC	Solar	Intermediate	Yes	2.6
Facility 2228	Asheville	NC	Solar	Intermediate	Yes	5.0
Facility 2229	Asheville	NC	Solar	Intermediate	Yes	3.6
Facility 2230	Asheville	NC	Solar	Intermediate	Yes	3.2
Facility 2231	Asheville	NC	Solar	Intermediate	Yes	3.8
Facility 2232	Asheville	NC	Solar	Intermediate	Yes	3.0

***DEP Non-Utility Generator Listing - North Carolina  
as of July 31, 2019***

<b>NORTH CAROLINA GENERATORS:</b>						
<b>Facility Name:</b>	<b>City/County:</b>	<b>State:</b>	<b>Primary Fuel Type:</b>	<b>Designation:</b>	<b>Inclusion in Utility's Resources:</b>	<b>Capacity (AC kW):</b>
Facility 2233	Fletcher	NC	Solar	Intermediate	Yes	9.5
Facility 2234	Asheville	NC	Solar	Intermediate	Yes	2.0
Facility 2235	Wilmington	NC	Solar	Intermediate	Yes	9.6
Facility 2236	Leicester	NC	Solar	Intermediate	Yes	2.1
Facility 2237	Weaverville	NC	Solar	Intermediate	Yes	4.0
Facility 2238	Raleigh	NC	Solar	Intermediate	Yes	3.0
Facility 2239	Pittsboro	NC	Solar	Intermediate	Yes	4.1
Facility 2240	Asheville	NC	Solar	Intermediate	Yes	6.0
Facility 2241	Asheville	NC	Solar	Intermediate	Yes	3.0
Facility 2242	Asheville	NC	Solar	Intermediate	Yes	6.0
Facility 2243	Pittsboro	NC	Solar	Intermediate	Yes	1.7
Facility 2244	Asheville	NC	Solar	Intermediate	Yes	4.0
Facility 2245	Asheville	NC	Solar	Intermediate	Yes	5.0
Facility 2246	Asheville	NC	Solar	Intermediate	Yes	2.9
Facility 2247	Asheville	NC	Solar	Intermediate	Yes	4.7
Facility 2248	Asheville	NC	Solar	Intermediate	Yes	3.8
Facility 2249	Asheville	NC	Solar	Intermediate	Yes	3.8
Facility 2250	Southern Pines	NC	Solar	Intermediate	Yes	7.8
Facility 2251	Baltimore Lake	NC	Solar	Intermediate	Yes	6.0
Facility 2252	Asheville	NC	Solar	Intermediate	Yes	3.0
Facility 2253	Asheville	NC	Solar	Intermediate	Yes	4.0
Facility 2254	Holly Springs	NC	Solar	Intermediate	Yes	1.8
Facility 2255	Asheville	NC	Solar	Intermediate	Yes	3.6
Facility 2256	Asheville	NC	Solar	Intermediate	Yes	3.6
Facility 2257	Asheville	NC	Solar	Intermediate	Yes	7.6
Facility 2258	Asheville	NC	Solar	Intermediate	Yes	3.6
Facility 2259	Weaverville	NC	Solar	Intermediate	Yes	4.5
Facility 2260	Raleigh	NC	Solar	Intermediate	Yes	2.6
Facility 2261	Asheville	NC	Solar	Intermediate	Yes	5.0
Facility 2262	Asheville	NC	Solar	Intermediate	Yes	5.0
Facility 2263	Raleigh	NC	Solar	Intermediate	Yes	2.9
Facility 2264	Angier	NC	Solar	Intermediate	Yes	7.5
Facility 2265	Southern Pines	NC	Solar	Intermediate	Yes	2.2
Facility 2266	Weaverville	NC	Solar	Intermediate	Yes	5.2
Facility 2267	Southern Pines	NC	Solar	Intermediate	Yes	7.3
Facility 2268	Asheville	NC	Solar	Intermediate	Yes	6.0

***DEP Non-Utility Generator Listing - North Carolina  
as of July 31, 2019***

<b>NORTH CAROLINA GENERATORS:</b>						
<b>Facility Name:</b>	<b>City/County:</b>	<b>State:</b>	<b>Primary Fuel Type:</b>	<b>Designation:</b>	<b>Inclusion in Utility's Resources:</b>	<b>Capacity (AC kW):</b>
Facility 2269	Asheville	NC	Solar	Intermediate	Yes	7.5
Facility 2270	Cameron	NC	Solar	Intermediate	Yes	4.9
Facility 2271	Benson	NC	Solar	Intermediate	Yes	2.6
Facility 2272	Asheville	NC	Solar	Intermediate	Yes	3.9
Facility 2273	Asheville	NC	Solar	Intermediate	Yes	5.0
Facility 2274	Asheville	NC	Solar	Intermediate	Yes	3.0
Facility 2275	Louisburg	NC	Solar	Intermediate	Yes	5.2
Facility 2276	Angier	NC	Solar	Intermediate	Yes	1.7
Facility 2277	Lillington	NC	Solar	Intermediate	Yes	2.3
Facility 2278	Chandler	NC	Solar	Intermediate	Yes	3.2
Facility 2279	Asheville	NC	Solar	Intermediate	Yes	5.0
Facility 2280	Asheville	NC	Solar	Intermediate	Yes	6.5
Facility 2281	Asheville	NC	Solar	Intermediate	Yes	2.4
Facility 2282	Asheville	NC	Solar	Intermediate	Yes	3.0
Facility 2283	Asheville	NC	Solar	Intermediate	Yes	8.0
Facility 2284	Pinehurst	NC	Solar	Intermediate	Yes	10.1
Facility 2285	Pinehurst	NC	Solar	Intermediate	Yes	2.6
Facility 2286	Fuquay Varina	NC	Solar	Intermediate	Yes	4.0
Facility 2287	Asheville	NC	Solar	Intermediate	Yes	6.0
Facility 2288	Asheville	NC	Solar	Intermediate	Yes	0.8
Facility 2289	Jacksonville	NC	Solar	Intermediate	Yes	2.6
Facility 2290	Asheville	NC	Solar	Intermediate	Yes	4.3
Facility 2291	Asheville	NC	Solar	Intermediate	Yes	3.3
Facility 2292	Fayetteville	NC	Solar	Intermediate	Yes	2.6
Facility 2293	Asheville	NC	Solar	Intermediate	Yes	5.0
Facility 2294	Carolina Beach	NC	Solar	Intermediate	Yes	3.5
Facility 2295	Asheville	NC	Solar	Intermediate	Yes	5.3
Facility 2296	Asheville	NC	Solar	Intermediate	Yes	6.0
Facility 2297	Pittsboro	NC	Solar	Intermediate	Yes	7.6
Facility 2298	Asheville	NC	Solar	Intermediate	Yes	3.8
Facility 2299	Asheville	NC	Solar	Intermediate	Yes	4.3
Facility 2300	CAMERON	NC	Solar	Intermediate	Yes	4.3
Facility 2301	Kinston	NC	Solar	Intermediate	Yes	3.0
Facility 2302	Asheville	NC	Solar	Intermediate	Yes	3.8
Facility 2303	Godwin	NC	Solar	Intermediate	Yes	5.0
Facility 2304	Asheville	NC	Solar	Intermediate	Yes	3.0

***DEP Non-Utility Generator Listing - North Carolina  
as of July 31, 2019***

<b>NORTH CAROLINA GENERATORS:</b>						
<b>Facility Name:</b>	<b>City/County:</b>	<b>State:</b>	<b>Primary Fuel Type:</b>	<b>Designation:</b>	<b>Inclusion in Utility's Resources:</b>	<b>Capacity (AC kW):</b>
Facility 2305	Chapel Hill	NC	Solar	Intermediate	Yes	4.2
Facility 2306	Asheville	NC	Solar	Intermediate	Yes	3.1
Facility 2307	Raleigh	NC	Solar	Intermediate	Yes	2.5
Facility 2308	Weaverville	NC	Solar	Intermediate	Yes	2.9
Facility 2309	Raleigh	NC	Solar	Intermediate	Yes	7.8
Facility 2310	Raleigh	NC	Solar	Intermediate	Yes	2.6
Facility 2311	Waynesville	NC	Solar	Intermediate	Yes	7.0
Facility 2312	Fletcher	NC	Solar	Intermediate	Yes	3.2
Facility 2313	Pittsboro	NC	Solar	Intermediate	Yes	1.6
Facility 2314	Asheville	NC	Solar	Intermediate	Yes	3.1
Facility 2315	Asheville	NC	Solar	Intermediate	Yes	4.2
Facility 2316	Montreat	NC	Solar	Intermediate	Yes	2.5
Facility 2317	Leasburg	NC	Solar	Intermediate	Yes	8.5
Facility 2318	Asheville	NC	Solar	Intermediate	Yes	7.7
Facility 2319	Candler	NC	Solar	Intermediate	Yes	10.1
Facility 2320	Fairview	NC	Solar	Intermediate	Yes	7.1
Facility 2321	Fairview	NC	Solar	Intermediate	Yes	2.8
Facility 2322	Asheville	NC	Solar	Intermediate	Yes	3.8
Facility 2323	Wilmington	NC	Solar	Intermediate	Yes	7.2
Facility 2324	Pittsboro	NC	Solar	Intermediate	Yes	5.2
Facility 2325	Asheville	NC	Solar	Intermediate	Yes	4.1
Facility 2326	Asheville	NC	Solar	Intermediate	Yes	3.8
Facility 2327	Raleigh	NC	Solar	Intermediate	Yes	5.0
Facility 2328	Swannanoa	NC	Solar	Intermediate	Yes	1.5
Facility 2329	Pittsboro	NC	Solar	Intermediate	Yes	2.6
Facility 2330	Asheville	NC	Solar	Intermediate	Yes	4.3
Facility 2331	Asheville	NC	Solar	Intermediate	Yes	6.5
Facility 2332	Fairview	NC	Solar	Intermediate	Yes	5.4
Facility 2333	Newport	NC	Solar	Intermediate	Yes	7.6
Facility 2334	Siler City	NC	Solar	Intermediate	Yes	4.2
Facility 2335	Asheville	NC	Solar	Intermediate	Yes	3.9
Facility 2336	Fayetteville	NC	Solar	Intermediate	Yes	5.0
Facility 2337	Asheville	NC	Solar	Intermediate	Yes	3.3
Facility 2338	Asheville	NC	Solar	Intermediate	Yes	3.2
Facility 2339	Asheville	NC	Solar	Intermediate	Yes	7.0
Facility 2340	Goldsboro	NC	Solar	Intermediate	Yes	4.2

Duke Energy Progress  
Integrated Resource Plan  
Update Report  
Non-Utility Generator Facilities

***DEP Non-Utility Generator Listing - North Carolina  
as of July 31, 2019***

<b>NORTH CAROLINA GENERATORS:</b>						
<b>Facility Name:</b>	<b>City/County:</b>	<b>State:</b>	<b>Primary Fuel Type:</b>	<b>Designation:</b>	<b>Inclusion in Utility's Resources:</b>	<b>Capacity (AC kW):</b>
Facility 2341	Asheboro	NC	Solar	Intermediate	Yes	6.9
Facility 2342	Wilmington	NC	Solar	Intermediate	Yes	1.6
Facility 2343	Lumberton	NC	Solar	Intermediate	Yes	4998.0
Facility 2344	Clarkton	NC	Solar	Intermediate	Yes	4998.0
Facility 2345	Sanford	NC	Solar	Intermediate	Yes	1965.4
Facility 2346	Roxboro	NC	Solar	Intermediate	Yes	5000.0
Facility 2347	Pinehurst	NC	Solar	Intermediate	Yes	2.0
Facility 2348	Beulaville	NC	Solar	Intermediate	Yes	1990.0
Facility 2349	Cary	NC	Solar	Intermediate	Yes	8.0
Facility 2350	Clayton	NC	Solar	Intermediate	Yes	2.6
Facility 2351	Apex	NC	Solar	Intermediate	Yes	6.2
Facility 2352	Fletcher	NC	Solar	Intermediate	Yes	6.1
Facility 2353	Angier	NC	Solar	Intermediate	Yes	2.6
Facility 2354	Barnardsville	NC	Solar	Intermediate	Yes	4.4
Facility 2355	Fletcher	NC	Solar	Intermediate	Yes	2.8
Facility 2356	Asheville	NC	Solar	Intermediate	Yes	2.3
Facility 2357	Asheville	NC	Solar	Intermediate	Yes	3.7
Facility 2358	Fuquay Varina	NC	Solar	Intermediate	Yes	3.8
Facility 2359	Asheville	NC	Solar	Intermediate	Yes	7.1
Facility 2360	Waynesville	NC	Solar	Intermediate	Yes	3.6
Facility 2361	Asheville	NC	Solar	Intermediate	Yes	96.0
Facility 2362	Oxford	NC	Solar	Intermediate	Yes	5000.0
Facility 2363	Pittsboro	NC	Solar	Intermediate	Yes	8.0
Facility 2364	Raleigh	NC	Solar	Intermediate	Yes	24.0
Facility 2365	Asheville	NC	Solar	Intermediate	Yes	22.8
Facility 2366	Cary	NC	Solar	Intermediate	Yes	30.0
Facility 2367	Raleigh	NC	Solar	Intermediate	Yes	1.5
Facility 2368	Siler City	NC	Solar	Intermediate	Yes	1.5
Facility 2369	Swannanoa	NC	Solar	Intermediate	Yes	1.5
Facility 2370	Southport	NC	Solar	Intermediate	Yes	1.5
Facility 2371	Cary	NC	Solar	Intermediate	Yes	950.0
Facility 2372	Wilmington	NC	Solar	Intermediate	Yes	22.1
Facility 2373	Dunn	NC	Solar	Intermediate	Yes	37.8
Facility 2374	Asheville	NC	Solar	Intermediate	Yes	28.8
Facility 2375	Wilmington	NC	Solar	Intermediate	Yes	28.8
Facility 2376	Raleigh	NC	Solar	Intermediate	Yes	43.2



***DEP Non-Utility Generator Listing - North Carolina  
as of July 31, 2019***

<b>NORTH CAROLINA GENERATORS:</b>						
<b>Facility Name:</b>	<b>City/County:</b>	<b>State:</b>	<b>Primary Fuel Type:</b>	<b>Designation:</b>	<b>Inclusion in Utility's Resources:</b>	<b>Capacity (AC kW):</b>
Facility 2377	Fairview	NC	Solar	Intermediate	Yes	22.9
Facility 2378	Morehead City	NC	Solar	Intermediate	Yes	40.0
Facility 2379	Morrisville	NC	-	-	Yes	10.4
Facility 2380	Selma	NC	Solar	Intermediate	Yes	100.0
Facility 2381	Raleigh	NC	Solar	Intermediate	Yes	57.6
Facility 2382	Mount Gilead	NC	Biomass	Intermediate	Yes	9900.0
Facility 2383	Asheville	NC	Solar	Intermediate	Yes	34.5
Facility 2384	Fayetteville	NC	Gas	Intermediate	Yes	273000.0
Facility 2385	Fletcher	NC	Solar	Intermediate	Yes	49.4
Facility 2386	Raleigh	NC	Solar	Intermediate	Yes	28.8
Facility 2387	Wilmington	NC	Solar	Intermediate	Yes	100.0
Facility 2388	Wilmington	NC	Solar	Intermediate	Yes	100.0
Facility 2389	Chapel Hill	NC	Solar	Intermediate	Yes	34.1
Facility 2390	Cary	NC	Solar	Intermediate	Yes	5.3
Facility 2391	Raleigh	NC	Solar	Intermediate	Yes	7.7
Facility 2392	Chapel Hill	NC	Solar	Intermediate	Yes	5.2
Facility 2393	Asheville	NC	Solar	Intermediate	Yes	4.9
Facility 2394	Raleigh	NC	Solar	Intermediate	Yes	6.4
Facility 2395	Garner	NC	Solar	Intermediate	Yes	7.1
Facility 2396	Raleigh	NC	Solar	Intermediate	Yes	5.5
Facility 2397	Bahama	NC	Solar	Intermediate	Yes	3.8
Facility 2398	Raleigh	NC	Solar	Intermediate	Yes	6.4
Facility 2399	Morrisville	NC	Solar	Intermediate	Yes	3.6
Facility 2400	Asheville	NC	Solar	Intermediate	Yes	3.0
Facility 2401	Chapel Hill	NC	Solar	Intermediate	Yes	4.9
Facility 2402	Hampstead	NC	Solar	Intermediate	Yes	8.3
Facility 2403	Raleigh	NC	Solar	Intermediate	Yes	6.0
Facility 2404	Garner	NC	Solar	Intermediate	Yes	6.9
Facility 2405	Wilmington	NC	Solar	Intermediate	Yes	3.2
Facility 2406	Sanford	NC	Solar	Intermediate	Yes	10.3
Facility 2407	Cary	NC	Solar	Intermediate	Yes	7.6
Facility 2408	Cary	NC	Solar	Intermediate	Yes	7.3
Facility 2409	Apex	NC	Solar	Intermediate	Yes	6.4
Facility 2410	Cary	NC	Solar	Intermediate	Yes	5.3
Facility 2411	Raleigh	NC	Solar	Intermediate	Yes	4.3
Facility 2412	Asheville	NC	Solar	Intermediate	Yes	7.6



***DEP Non-Utility Generator Listing - North Carolina  
as of July 31, 2019***

<b>NORTH CAROLINA GENERATORS:</b>						
<b>Facility Name:</b>	<b>City/County:</b>	<b>State:</b>	<b>Primary Fuel Type:</b>	<b>Designation:</b>	<b>Inclusion in Utility's Resources:</b>	<b>Capacity (AC kW):</b>
Facility 2413	Asheville	NC	Solar	Intermediate	Yes	12.5
Facility 2414	Raleigh	NC	Solar	Intermediate	Yes	7.6
Facility 2415	Raleigh	NC	Solar	Intermediate	Yes	5.1
Facility 2416	Cary	NC	Solar	Intermediate	Yes	4.3
Facility 2417	Asheville	NC	Solar	Intermediate	Yes	16.5
Facility 2418	HOLLY SPRINGS	NC	Solar	Intermediate	Yes	4.1
Facility 2419	Cary	NC	Solar	Intermediate	Yes	4.5
Facility 2420	Cary	NC	Solar	Intermediate	Yes	8.9
Facility 2421	Godwin	NC	Solar	Intermediate	Yes	5.1
Facility 2422	Raleigh	NC	Solar	Intermediate	Yes	7.5
Facility 2423	Clayton	NC	Solar	Intermediate	Yes	6.4
Facility 2424	Raleigh	NC	Solar	Intermediate	Yes	8.0
Facility 2425	Candler	NC	Solar	Intermediate	Yes	4.0
Facility 2426	Biltmore Lake	NC	Solar	Intermediate	Yes	3.8
Facility 2427	Raleigh	NC	Solar	Intermediate	Yes	7.2
Facility 2428	Chapel Hill	NC	Solar	Intermediate	Yes	8.2
Facility 2429	Cary	NC	Solar	Intermediate	Yes	4.5
Facility 2430	Fairview	NC	Solar	Intermediate	Yes	3.4
Facility 2431	Asheville	NC	Solar	Intermediate	Yes	1.6
Facility 2432	Cary	NC	Solar	Intermediate	Yes	2.7
Facility 2433	Garner	NC	Solar	Intermediate	Yes	2.4
Facility 2434	Wilmington	NC	Solar	Intermediate	Yes	3.1
Facility 2435	Cary	NC	Solar	Intermediate	Yes	6.0
Facility 2436	Pittsboro	NC	Solar	Intermediate	Yes	4.7
Facility 2437	Biltmore Lake	NC	Solar	Intermediate	Yes	6.7
Facility 2438	Asheville	NC	Solar	Intermediate	Yes	2.4
Facility 2439	Biltmore Lake	NC	Solar	Intermediate	Yes	7.1
Facility 2440	Asheville	NC	Solar	Intermediate	Yes	5.6
Facility 2441	Cary	NC	Solar	Intermediate	Yes	6.0
Facility 2442	Wilmington	NC	Solar	Intermediate	Yes	6.5
Facility 2443	Raleigh	NC	Solar	Intermediate	Yes	3.5
Facility 2444	Cary	NC	Solar	Intermediate	Yes	4.4
Facility 2445	Raleigh	NC	Solar	Intermediate	Yes	4.3
Facility 2446	Raleigh	NC	Solar	Intermediate	Yes	3.9
Facility 2447	Raleigh	NC	Solar	Intermediate	Yes	6.9
Facility 2448	Raleigh	NC	Solar	Intermediate	Yes	6.1

***DEP Non-Utility Generator Listing - North Carolina  
as of July 31, 2019***

<b>NORTH CAROLINA GENERATORS:</b>						
<b>Facility Name:</b>	<b>City/County:</b>	<b>State:</b>	<b>Primary Fuel Type:</b>	<b>Designation:</b>	<b>Inclusion in Utility's Resources:</b>	<b>Capacity (AC kW):</b>
Facility 2449	Cary	NC	Solar	Intermediate	Yes	2.4
Facility 2450	Asheville	NC	Solar	Intermediate	Yes	4.7
Facility 2451	Candler	NC	Solar	Intermediate	Yes	9.9
Facility 2452	Sanford	NC	Solar	Intermediate	Yes	9.6
Facility 2453	Cary	NC	Solar	Intermediate	Yes	4.9
Facility 2454	Asheville	NC	Solar	Intermediate	Yes	4.6
Facility 2455	Weaverville	NC	Solar	Intermediate	Yes	3.0
Facility 2456	apex	NC	Solar	Intermediate	Yes	3.7
Facility 2457	Asheville	NC	Solar	Intermediate	Yes	9.1
Facility 2458	Asheville	NC	Solar	Intermediate	Yes	6.9
Facility 2459	Asheboro	NC	Solar	Intermediate	Yes	2.4
Facility 2460	Weaverville	NC	Solar	Intermediate	Yes	4.5
Facility 2461	Raleigh	NC	Solar	Intermediate	Yes	8.1
Facility 2462	Cary	NC	Solar	Intermediate	Yes	5.9
Facility 2463	Asheville	NC	Solar	Intermediate	Yes	7.1
Facility 2464	Cary	NC	Solar	Intermediate	Yes	6.5
Facility 2465	Raleigh	NC	Solar	Intermediate	Yes	5.7
Facility 2466	Cary	NC	Solar	Intermediate	Yes	3.9
Facility 2467	Morrisville	NC	Solar	Intermediate	Yes	6.6
Facility 2468	Fuquay Varina	NC	Solar	Intermediate	Yes	5.0
Facility 2469	Morrisville	NC	Solar	Intermediate	Yes	5.1
Facility 2470	Asheville	NC	Solar	Intermediate	Yes	1.0
Facility 2471	Pittsboro	NC	Solar	Intermediate	Yes	6.4
Facility 2472	Apex	NC	Solar	Intermediate	Yes	10.0
Facility 2473	Raleigh	NC	Solar	Intermediate	Yes	5.6
Facility 2474	Fuquay Varina	NC	Solar	Intermediate	Yes	8.7
Facility 2475	Zebulon	NC	Solar	Intermediate	Yes	13.3
Facility 2476	Cary	NC	Solar	Intermediate	Yes	2.9
Facility 2477	Morrisville	NC	Solar	Intermediate	Yes	2.4
Facility 2478	Asheville	NC	Solar	Intermediate	Yes	13.1
Facility 2479	Raleigh	NC	Solar	Intermediate	Yes	13.5
Facility 2480	Asheville	NC	Solar	Intermediate	Yes	4.6
Facility 2481	Pinehurst	NC	Solar	Intermediate	Yes	4.9
Facility 2482	Asheville	NC	Solar	Intermediate	Yes	4.6
Facility 2483	Raleigh	NC	Solar	Intermediate	Yes	2.8
Facility 2484	Whiteville	NC	Solar	Intermediate	Yes	5.3

Duke Energy Progress  
Integrated Resource Plan  
Update Report  
Non-Utility Generator Facilities

***DEP Non-Utility Generator Listing - North Carolina  
as of July 31, 2019***

<b>NORTH CAROLINA GENERATORS:</b>						
<b>Facility Name:</b>	<b>City/County:</b>	<b>State:</b>	<b>Primary Fuel Type:</b>	<b>Designation:</b>	<b>Inclusion in Utility's Resources:</b>	<b>Capacity (AC kW):</b>
Facility 2485	Cary	NC	Solar	Intermediate	Yes	4.3
Facility 2486	Wilmington	NC	Solar	Intermediate	Yes	7.0
Facility 2487	Clayton	NC	Solar	Intermediate	Yes	2.9
Facility 2488	Chapel Hill	NC	Solar	Intermediate	Yes	3.2
Facility 2489	Raleigh	NC	Solar	Intermediate	Yes	5.3
Facility 2490	Raleigh	NC	Solar	Intermediate	Yes	5.5
Facility 2491	Pittsboro	NC	Solar	Intermediate	Yes	3.5
Facility 2492	Ashville	NC	Solar	Intermediate	Yes	5.9
Facility 2493	Raleigh	NC	Solar	Intermediate	Yes	4.6
Facility 2494	Weaverville	NC	Solar	Intermediate	Yes	3.8
Facility 2495	Asheville	NC	Solar	Intermediate	Yes	7.1
Facility 2496	Fletcher	NC	Solar	Intermediate	Yes	6.8
Facility 2497	Raleigh	NC	Solar	Intermediate	Yes	4.2
Facility 2498	Asheville	NC	Solar	Intermediate	Yes	6.5
Facility 2499	Ashville	NC	Solar	Intermediate	Yes	5.3
Facility 2500	Benson	NC	Solar	Intermediate	Yes	4.9
Facility 2501	Peachland	NC	Solar	Intermediate	Yes	2.6
Facility 2502	Leland	NC	Solar	Intermediate	Yes	5.8
Facility 2503	Raleigh	NC	Solar	Intermediate	Yes	1.9
Facility 2504	Weaverville	NC	Solar	Intermediate	Yes	5.3
Facility 2505	Raleigh	NC	Solar	Intermediate	Yes	3.0
Facility 2506	Wrightsville Beach	NC	Solar	Intermediate	Yes	6.6
Facility 2507	Woodfin	NC	Solar	Intermediate	Yes	5.3
Facility 2508	Asheville	NC	Solar	Intermediate	Yes	6.1
Facility 2509	Weaverville	NC	Solar	Intermediate	Yes	3.5
Facility 2510	Weaverville	NC	Solar	Intermediate	Yes	6.0
Facility 2511	Weaverville	NC	Solar	Intermediate	Yes	4.8
Facility 2512	Apex	NC	Solar	Intermediate	Yes	2.4
Facility 2513	Cary	NC	Solar	Intermediate	Yes	2.4
Facility 2514	Wilmington	NC	Solar	Intermediate	Yes	20.8
Facility 2515	Wilmington	NC	Solar	Intermediate	Yes	7.0
Facility 2516	Fairview	NC	Solar	Intermediate	Yes	7.3
Facility 2517	Pinehurst	NC	Solar	Intermediate	Yes	4.4
Facility 2518	Cary	NC	Solar	Intermediate	Yes	4.7
Facility 2519	Raleigh	NC	Solar	Intermediate	Yes	4.3
Facility 2520	Rocky Mount	NC	Solar	Intermediate	Yes	2.9

***DEP Non-Utility Generator Listing - North Carolina  
as of July 31, 2019***

<b>NORTH CAROLINA GENERATORS:</b>						
<b>Facility Name:</b>	<b>City/County:</b>	<b>State:</b>	<b>Primary Fuel Type:</b>	<b>Designation:</b>	<b>Inclusion in Utility's Resources:</b>	<b>Capacity (AC kW):</b>
Facility 2521	Hampstead	NC	Solar	Intermediate	Yes	4.2
Facility 2522	Raleigh	NC	Solar	Intermediate	Yes	5.3
Facility 2523	Raleigh	NC	Solar	Intermediate	Yes	5.5
Facility 2524	Roxboro	NC	Solar	Intermediate	Yes	4.5
Facility 2525	Cary	NC	Solar	Intermediate	Yes	2.4
Facility 2526	Raleigh	NC	Solar	Intermediate	Yes	4.2
Facility 2527	Spring Lake	NC	Solar	Intermediate	Yes	4.6
Facility 2528	Asheville	NC	Solar	Intermediate	Yes	5.3
Facility 2529	Clinton	NC	Solar	Intermediate	Yes	5.8
Facility 2530	Weaverville	NC	Solar	Intermediate	Yes	9.0
Facility 2531	CARY	NC	Solar	Intermediate	Yes	4.5
Facility 2532	Willow Springs	NC	Solar	Intermediate	Yes	8.5
Facility 2533	Cary	NC	Solar	Intermediate	Yes	2.4
Facility 2534	New Hill	NC	Solar	Intermediate	Yes	9.6
Facility 2535	Siler City	NC	Solar	Intermediate	Yes	6.5
Facility 2536	Southport	NC	Solar	Intermediate	Yes	5.2
Facility 2537	Wilmington	NC	Solar	Intermediate	Yes	6.9
Facility 2538	Asheville	NC	Solar	Intermediate	Yes	12.3
Facility 2539	Clayton	NC	Solar	Intermediate	Yes	6.5
Facility 2540	Asheville	NC	Solar	Intermediate	Yes	8.2
Facility 2541	Asheville	NC	Solar	Intermediate	Yes	14.4
Facility 2542	Roxboro	NC	Solar	Intermediate	Yes	2.9
Facility 2543	Asheville	NC	Solar	Intermediate	Yes	8.1
Facility 2544	Cary	NC	Solar	Intermediate	Yes	4.1
Facility 2545	Morrisville	NC	Solar	Intermediate	Yes	5.0
Facility 2546	Raleigh	NC	Solar	Intermediate	Yes	5.3
Facility 2547	Raleigh	NC	Solar	Intermediate	Yes	2.6
Facility 2548	Raleigh	NC	Solar	Intermediate	Yes	7.4
Facility 2549	Pittsboro	NC	Solar	Intermediate	Yes	9.5
Facility 2550	raleigh	NC	Solar	Intermediate	Yes	2.1
Facility 2551	Cary	NC	Solar	Intermediate	Yes	5.5
Facility 2552	Cary	NC	Solar	Intermediate	Yes	5.3
Facility 2553	Raleigh	NC	Solar	Intermediate	Yes	5.4
Facility 2554	Asheville	NC	Solar	Intermediate	Yes	2.8
Facility 2555	Chapel Hill	NC	Solar	Intermediate	Yes	2.4
Facility 2556	Raleigh	NC	Solar	Intermediate	Yes	4.7

***DEP Non-Utility Generator Listing - North Carolina  
as of July 31, 2019***

<b>NORTH CAROLINA GENERATORS:</b>						
<b>Facility Name:</b>	<b>City/County:</b>	<b>State:</b>	<b>Primary Fuel Type:</b>	<b>Designation:</b>	<b>Inclusion in Utility's Resources:</b>	<b>Capacity (AC kW):</b>
Facility 2557	Black Mountain	NC	Solar	Intermediate	Yes	4.1
Facility 2558	Weaverville	NC	Solar	Intermediate	Yes	6.6
Facility 2559	Asheville	NC	Solar	Intermediate	Yes	6.1
Facility 2560	Asheville	NC	Solar	Intermediate	Yes	4.6
Facility 2561	Apex	NC	Solar	Intermediate	Yes	2.4
Facility 2562	Wilmington	NC	Solar	Intermediate	Yes	4.5
Facility 2563	ASHEVILLE	NC	Solar	Intermediate	Yes	5.0
Facility 2564	Weaverville	NC	Solar	Intermediate	Yes	3.4
Facility 2565	Raleigh	NC	Solar	Intermediate	Yes	8.2
Facility 2566	Morrisville	NC	Solar	Intermediate	Yes	3.5
Facility 2567	asheboro	NC	Solar	Intermediate	Yes	12.2
Facility 2568	Cary	NC	Solar	Intermediate	Yes	4.8
Facility 2569	Jacksonville	NC	Solar	Intermediate	Yes	8.9
Facility 2570	Cary	NC	Solar	Intermediate	Yes	8.3
Facility 2571	CARY	NC	Solar	Intermediate	Yes	4.4
Facility 2572	Cary	NC	Solar	Intermediate	Yes	9.1
Facility 2573	Asheville	NC	Solar	Intermediate	Yes	18.0
Facility 2574	Cary	NC	Solar	Intermediate	Yes	2.4
Facility 2575	Candler	NC	Solar	Intermediate	Yes	1.7
Facility 2576	Fletcher	NC	Solar	Intermediate	Yes	3.8
Facility 2577	Biscoe	NC	Solar	Intermediate	Yes	4.2
Facility 2578	Asheville	NC	Solar	Intermediate	Yes	8.3
Facility 2579	Raleigh	NC	Solar	Intermediate	Yes	7.3
Facility 2580	Wilmington	NC	Solar	Intermediate	Yes	4.9
Facility 2581	Waynesville	NC	Solar	Intermediate	Yes	4.1
Facility 2582	Cary	NC	Solar	Intermediate	Yes	5.3
Facility 2583	Cary	NC	Solar	Intermediate	Yes	7.9
Facility 2584	Angier	NC	Solar	Intermediate	Yes	3.4
Facility 2585	Raleigh	NC	Solar	Intermediate	Yes	5.0
Facility 2586	Asheville	NC	Solar	Intermediate	Yes	4.4
Facility 2587	Weaverville	NC	Solar	Intermediate	Yes	5.1
Facility 2588	Southern Pines	NC	Solar	Intermediate	Yes	8.2
Facility 2589	Wilmington	NC	Solar	Intermediate	Yes	5.0
Facility 2590	Asheville	NC	Solar	Intermediate	Yes	7.8
Facility 2591	Biltmore Forest	NC	Solar	Intermediate	Yes	6.9
Facility 2592	Raleigh	NC	Solar	Intermediate	Yes	12.3

***DEP Non-Utility Generator Listing - North Carolina  
as of July 31, 2019***

<b>NORTH CAROLINA GENERATORS:</b>						
<b>Facility Name:</b>	<b>City/County:</b>	<b>State:</b>	<b>Primary Fuel Type:</b>	<b>Designation:</b>	<b>Inclusion in Utility's Resources:</b>	<b>Capacity (AC kW):</b>
Facility 2593	Raleigh	NC	Solar	Intermediate	Yes	3.5
Facility 2594	Angier	NC	Solar	Intermediate	Yes	6.3
Facility 2595	Pinehurst	NC	Solar	Intermediate	Yes	7.6
Facility 2596	Wake Forest	NC	Solar	Intermediate	Yes	8.7
Facility 2597	Candler	NC	Solar	Intermediate	Yes	4.8
Facility 2598	Biltmore Lake	NC	Solar	Intermediate	Yes	5.8
Facility 2599	Asheville	NC	Solar	Intermediate	Yes	5.2
Facility 2600	Asheville	NC	Solar	Intermediate	Yes	7.1
Facility 2601	Louisburg	NC	Solar	Intermediate	Yes	4.9
Facility 2602	Fairview	NC	Solar	Intermediate	Yes	9.1
Facility 2603	Asheville	NC	Solar	Intermediate	Yes	5.6
Facility 2604	Wilmington	NC	Solar	Intermediate	Yes	5.9
Facility 2605	Oxford	NC	Solar	Intermediate	Yes	4.9
Facility 2606	Four Oaks	NC	Solar	Intermediate	Yes	4.1
Facility 2607	Pikeville	NC	Solar	Intermediate	Yes	16.6
Facility 2608	Asheville	NC	Solar	Intermediate	Yes	4.6
Facility 2609	Middlesex	NC	Solar	Intermediate	Yes	9.1
Facility 2610	Wilmington	NC	Solar	Intermediate	Yes	5.9
Facility 2611	Wilmington	NC	Solar	Intermediate	Yes	4.7
Facility 2612	Raleigh	NC	Solar	Intermediate	Yes	8.1
Facility 2613	Waynesville	NC	Solar	Intermediate	Yes	5.7
Facility 2614	Raleigh	NC	Solar	Intermediate	Yes	3.4
Facility 2615	Newport	NC	Solar	Intermediate	Yes	9.2
Facility 2616	Asheville	NC	Solar	Intermediate	Yes	1.7
Facility 2617	Goldston	NC	Solar	Intermediate	Yes	7.0
Facility 2618	Asheville	NC	Solar	Intermediate	Yes	1.8
Facility 2619	Wilmington	NC	Solar	Intermediate	Yes	2.9
Facility 2620	Angier	NC	Solar	Intermediate	Yes	12.0
Facility 2621	Raleigh	NC	Solar	Intermediate	Yes	3.9
Facility 2622	Asheville	NC	Solar	Intermediate	Yes	7.9
Facility 2623	Vass	NC	Solar	Intermediate	Yes	5.5
Facility 2624	Asheville	NC	Solar	Intermediate	Yes	4.5
Facility 2625	Wilmington	NC	Solar	Intermediate	Yes	2.9
Facility 2626	JACKSONVILLE	NC	Solar	Intermediate	Yes	7.7
Facility 2627	Cary	NC	Solar	Intermediate	Yes	1.8
Facility 2628	Randleman	NC	Solar	Intermediate	Yes	4.0

Duke Energy Progress  
Integrated Resource Plan  
Update Report  
Non-Utility Generator Facilities

***DEP Non-Utility Generator Listing - North Carolina  
as of July 31, 2019***

<b>NORTH CAROLINA GENERATORS:</b>						
<b>Facility Name:</b>	<b>City/County:</b>	<b>State:</b>	<b>Primary Fuel Type:</b>	<b>Designation:</b>	<b>Inclusion in Utility's Resources:</b>	<b>Capacity (AC kW):</b>
Facility 2629	Lumberton	NC	Solar	Intermediate	Yes	7.0
Facility 2630	Asheboro	NC	Solar	Intermediate	Yes	3.7
Facility 2631	Wilmington	NC	Solar	Intermediate	Yes	4.1
Facility 2632	Fuquay-Varina	NC	Solar	Intermediate	Yes	7.6
Facility 2633	Laurinburg	NC	Solar	Intermediate	Yes	2.9
Facility 2634	Pinehurst	NC	Solar	Intermediate	Yes	4.4
Facility 2635	Canton	NC	Solar	Intermediate	Yes	9.9
Facility 2636	Garner	NC	Solar	Intermediate	Yes	4.0
Facility 2637	Cary	NC	Solar	Intermediate	Yes	3.9
Facility 2638	Fayetteville	NC	Solar	Intermediate	Yes	6.2
Facility 2639	Southern Pines	NC	Solar	Intermediate	Yes	6.5
Facility 2640	Semora	NC	Solar	Intermediate	Yes	4.6
Facility 2641	Asheville	NC	Solar	Intermediate	Yes	5.1
Facility 2642	Waynesville	NC	Solar	Intermediate	Yes	2.8
Facility 2643	Asheville	NC	Solar	Intermediate	Yes	10.7
Facility 2644	Holly Springs	NC	Solar	Intermediate	Yes	5.7
Facility 2645	Wilmington	NC	Solar	Intermediate	Yes	12.8
Facility 2646	Cary	NC	Solar	Intermediate	Yes	4.1
Facility 2647	Wake Forest	NC	Solar	Intermediate	Yes	5.6
Facility 2648	Raleigh	NC	Solar	Intermediate	Yes	2.6
Facility 2649	Leicester	NC	Solar	Intermediate	Yes	4.6
Facility 2650	Leland	NC	Solar	Intermediate	Yes	7.6
Facility 2651	Pittsboro	NC	Solar	Intermediate	Yes	8.0
Facility 2652	Asheville	NC	Solar	Intermediate	Yes	3.9
Facility 2653	Cary	NC	Solar	Intermediate	Yes	5.1
Facility 2654	Pittsboro	NC	Solar	Intermediate	Yes	4.5
Facility 2655	Black Mountain	NC	Solar	Intermediate	Yes	0.4
Facility 2656	Asheville	NC	Solar	Intermediate	Yes	1.6
Facility 2657	Black Mtn	NC	Solar	Intermediate	Yes	3.5
Facility 2658	Southern Pines	NC	Solar	Intermediate	Yes	9.8
Facility 2659	Durham	NC	Solar	Intermediate	Yes	5.6
Facility 2660	Pinehurst	NC	Solar	Intermediate	Yes	3.5
Facility 2661	angier	NC	Solar	Intermediate	Yes	6.9
Facility 2662	Fayetteville	NC	Solar	Intermediate	Yes	16.1
Facility 2663	Rocky Mount	NC	Solar	Intermediate	Yes	6.4
Facility 2664	Garner	NC	Solar	Intermediate	Yes	3.5



***DEP Non-Utility Generator Listing - North Carolina  
as of July 31, 2019***

<b>NORTH CAROLINA GENERATORS:</b>						
<b>Facility Name:</b>	<b>City/County:</b>	<b>State:</b>	<b>Primary Fuel Type:</b>	<b>Designation:</b>	<b>Inclusion in Utility's Resources:</b>	<b>Capacity (AC kW):</b>
Facility 2665	Wilmington	NC	Solar	Intermediate	Yes	4.5
Facility 2666	La Grange	NC	Solar	Intermediate	Yes	5.1
Facility 2667	Dunn	NC	Solar	Intermediate	Yes	10.7
Facility 2668	Asheville	NC	Solar	Intermediate	Yes	4.6
Facility 2669	Weaverville	NC	Solar	Intermediate	Yes	6.9
Facility 2670	Asheville	NC	Solar	Intermediate	Yes	2.9
Facility 2671	Carthage	NC	Solar	Intermediate	Yes	6.3
Facility 2672	Goldsboro	NC	Solar	Intermediate	Yes	5.0
Facility 2673	Raleigh	NC	Solar	Intermediate	Yes	7.3
Facility 2674	Raleigh	NC	Solar	Intermediate	Yes	3.5
Facility 2675	Raleigh	NC	Solar	Intermediate	Yes	5.2
Facility 2676	Roxboro	NC	Solar	Intermediate	Yes	11.5
Facility 2677	Zebulon	NC	Solar	Intermediate	Yes	11.3
Facility 2678	Wilmington	NC	Solar	Intermediate	Yes	4.4
Facility 2679	Raleigh	NC	Solar	Intermediate	Yes	6.9
Facility 2680	Roxboro	NC	Solar	Intermediate	Yes	5.7
Facility 2681	Asheville	NC	Solar	Intermediate	Yes	6.0
Facility 2682	Pittsboro	NC	Solar	Intermediate	Yes	2.1
Facility 2683	Wilmington	NC	Solar	Intermediate	Yes	7.3
Facility 2684	Dunn	NC	Solar	Intermediate	Yes	6.8
Facility 2685	Raleigh	NC	Solar	Intermediate	Yes	4.4
Facility 2686	CARY	NC	Solar	Intermediate	Yes	3.6
Facility 2687	Apex	NC	Solar	Intermediate	Yes	6.2
Facility 2688	Raeford	NC	Solar	Intermediate	Yes	7.6
Facility 2689	Carthage	NC	Solar	Intermediate	Yes	4.5
Facility 2690	Raleigh	NC	Solar	Intermediate	Yes	2.7
Facility 2691	Fuquay-Varina	NC	Solar	Intermediate	Yes	11.8
Facility 2692	Waynesville	NC	Solar	Intermediate	Yes	5.3
Facility 2693	Raleigh	NC	Solar	Intermediate	Yes	18.4
Facility 2694	Pittsboro	NC	Solar	Intermediate	Yes	5.4
Facility 2695	Wilmington	NC	Solar	Intermediate	Yes	5.5
Facility 2696	Fuquay Varina	NC	Solar	Intermediate	Yes	5.0
Facility 2697	Asheboro	NC	Solar	Intermediate	Yes	3.7
Facility 2698	Angier	NC	Solar	Intermediate	Yes	11.3
Facility 2699	Fuquay-Varina	NC	Solar	Intermediate	Yes	2.3
Facility 2700	Chapel Hill	NC	Solar	Intermediate	Yes	2.9



***DEP Non-Utility Generator Listing - North Carolina  
as of July 31, 2019***

<b>NORTH CAROLINA GENERATORS:</b>						
<b>Facility Name:</b>	<b>City/County:</b>	<b>State:</b>	<b>Primary Fuel Type:</b>	<b>Designation:</b>	<b>Inclusion in Utility's Resources:</b>	<b>Capacity (AC kW):</b>
Facility 2701	Roxboro	NC	Solar	Intermediate	Yes	5.4
Facility 2702	Clayton	NC	Solar	Intermediate	Yes	11.2
Facility 2703	Wilmington	NC	Solar	Intermediate	Yes	7.0
Facility 2704	Zebulon	NC	Solar	Intermediate	Yes	8.7
Facility 2705	Raleigh	NC	Solar	Intermediate	Yes	10.6
Facility 2706	RAleigh	NC	Solar	Intermediate	Yes	5.4
Facility 2707	Sanford	NC	Solar	Intermediate	Yes	5.8
Facility 2708	Apex	NC	Solar	Intermediate	Yes	6.3
Facility 2709	Raleigh	NC	Solar	Intermediate	Yes	2.7
Facility 2710	Angier	NC	Solar	Intermediate	Yes	6.0
Facility 2711	Garner	NC	Solar	Intermediate	Yes	2.7
Facility 2712	Apex	NC	Solar	Intermediate	Yes	5.1
Facility 2713	Angier	NC	Solar	Intermediate	Yes	4.4
Facility 2714	Wilmington	NC	Solar	Intermediate	Yes	7.0
Facility 2715	West End	NC	Solar	Intermediate	Yes	9.0
Facility 2716	raleigh	NC	Solar	Intermediate	Yes	3.4
Facility 2717	Leicester	NC	Solar	Intermediate	Yes	3.0
Facility 2718	Black Mountain	NC	Solar	Intermediate	Yes	1.6
Facility 2719	Raleigh	NC	Solar	Intermediate	Yes	5.6
Facility 2720	Goldsboro	NC	Solar	Intermediate	Yes	9.7
Facility 2721	Raleigh	NC	Solar	Intermediate	Yes	6.6
Facility 2722	Raleigh	NC	Solar	Intermediate	Yes	3.9
Facility 2723	Clayton	NC	Solar	Intermediate	Yes	4.7
Facility 2724	Raleigh	NC	Solar	Intermediate	Yes	2.7
Facility 2725	Asheville	NC	Solar	Intermediate	Yes	4.3
Facility 2726	Spring Hope	NC	Solar	Intermediate	Yes	9.4
Facility 2727	Hubert	NC	Solar	Intermediate	Yes	7.0
Facility 2728	Pittsboro	NC	Solar	Intermediate	Yes	4.5
Facility 2729	Lumberton	NC	Solar	Intermediate	Yes	3.3
Facility 2730	Leland	NC	Solar	Intermediate	Yes	2.4
Facility 2731	Carolina Bch	NC	Solar	Intermediate	Yes	2.8
Facility 2732	Fuquay-Varina	NC	Solar	Intermediate	Yes	4.5
Facility 2733	Cary	NC	Solar	Intermediate	Yes	3.2
Facility 2734	Roxboro	NC	Solar	Intermediate	Yes	11.9
Facility 2735	Fayetteville	NC	Solar	Intermediate	Yes	2.8
Facility 2736	Asheville	NC	Solar	Intermediate	Yes	9.0

Duke Energy Progress  
Integrated Resource Plan  
Update Report  
Non-Utility Generator Facilities

***DEP Non-Utility Generator Listing - North Carolina  
as of July 31, 2019***

<b>NORTH CAROLINA GENERATORS:</b>						
<b>Facility Name:</b>	<b>City/County:</b>	<b>State:</b>	<b>Primary Fuel Type:</b>	<b>Designation:</b>	<b>Inclusion in Utility's Resources:</b>	<b>Capacity (AC kW):</b>
Facility 2737	Lillington	NC	Solar	Intermediate	Yes	12.0
Facility 2738	FUQUAY VARINA	NC	Solar	Intermediate	Yes	3.0
Facility 2739	Raleigh	NC	Solar	Intermediate	Yes	3.0
Facility 2740	Hurdle Mills	NC	Solar	Intermediate	Yes	5.0
Facility 2741	Pittsboro	NC	Solar	Intermediate	Yes	5.0
Facility 2742	Holly Springs	NC	Solar	Intermediate	Yes	4.0
Facility 2743	Cary	NC	Solar	Intermediate	Yes	5.0
Facility 2744	Asheville	NC	Solar	Intermediate	Yes	4.2
Facility 2745	Clayton	NC	Solar	Intermediate	Yes	2.4
Facility 2746	Star	NC	Solar	Intermediate	Yes	6.0
Facility 2747	Castalia	NC	Solar	Intermediate	Yes	4.4
Facility 2748	Garner	NC	Solar	Intermediate	Yes	3.0
Facility 2749	Hamlet	NC	Solar	Intermediate	Yes	3.8
Facility 2750	Fairview	NC	Solar	Intermediate	Yes	2.0
Facility 2751	Raleigh	NC	Solar	Intermediate	Yes	10.1
Facility 2752	Zebulon	NC	Solar	Intermediate	Yes	6.4
Facility 2753	Siler City	NC	Solar	Intermediate	Yes	3.0
Facility 2754	Wilmington	NC	Solar	Intermediate	Yes	7.6
Facility 2755	Clayton	NC	Solar	Intermediate	Yes	6.0
Facility 2756	Asheville	NC	Solar	Intermediate	Yes	3.8
Facility 2757	Garner	NC	Solar	Intermediate	Yes	3.0
Facility 2758	Angier	NC	Solar	Intermediate	Yes	5.2
Facility 2759	Pittsboro	NC	Solar	Intermediate	Yes	7.6
Facility 2760	Asheville	NC	Solar	Intermediate	Yes	5.0
Facility 2761	Raleigh	NC	Solar	Intermediate	Yes	4.0
Facility 2762	RALEIGH	NC	Solar	Intermediate	Yes	4.0
Facility 2763	Raleigh	NC	Solar	Intermediate	Yes	11.4
Facility 2764	Asheville	NC	Solar	Intermediate	Yes	6.0
Facility 2765	Timberlake,	NC	Solar	Intermediate	Yes	3.0
Facility 2766	Garner	NC	Solar	Intermediate	Yes	5.0
Facility 2767	Pinebluff	NC	Solar	Intermediate	Yes	3.0
Facility 2768	Norlina	NC	Solar	Intermediate	Yes	7.6
Facility 2769	Black Mountain	NC	Solar	Intermediate	Yes	14.5
Facility 2770	New Bern	NC	Solar	Intermediate	Yes	5.1
Facility 2771	Apex	NC	Solar	Intermediate	Yes	1.6
Facility 2772	Waynesville	NC	Solar	Intermediate	Yes	3.0

Duke Energy Progress  
Integrated Resource Plan  
Update Report  
Non-Utility Generator Facilities

***DEP Non-Utility Generator Listing - North Carolina  
as of July 31, 2019***

<b>NORTH CAROLINA GENERATORS:</b>						
<b>Facility Name:</b>	<b>City/County:</b>	<b>State:</b>	<b>Primary Fuel Type:</b>	<b>Designation:</b>	<b>Inclusion in Utility's Resources:</b>	<b>Capacity (AC kW):</b>
Facility 2773	Asheville	NC	Solar	Intermediate	Yes	3.3
Facility 2774	Lake Waccamaw	NC	Solar	Intermediate	Yes	5.1
Facility 2775	Cary	NC	Solar	Intermediate	Yes	6.0
Facility 2776	Staley	NC	Solar	Intermediate	Yes	4.8
Facility 2777	Spruce Pine	NC	Solar	Intermediate	Yes	2.0
Facility 2778	Pittsboro	NC	Solar	Intermediate	Yes	5.0
Facility 2779	Nashville	NC	Solar	Intermediate	Yes	5.0
Facility 2780	Chapel Hill	NC	Solar	Intermediate	Yes	1.2
Facility 2781	Wilmington	NC	Solar	Intermediate	Yes	7.8
Facility 2782	Goldsboro	NC	Solar	Intermediate	Yes	6.0
Facility 2783	Pittsboro	NC	Solar	Intermediate	Yes	4.0
Facility 2784	Swannanoa	NC	Solar	Intermediate	Yes	3.1
Facility 2785	Raleigh	NC	Solar	Intermediate	Yes	2.6
Facility 2786	Clayton	NC	Solar	Intermediate	Yes	5.0
Facility 2787	Wilmington	NC	Solar	Intermediate	Yes	9.3
Facility 2788	Raleigh	NC	Solar	Intermediate	Yes	2.4
Facility 2789	Raleigh	NC	Solar	Intermediate	Yes	6.0
Facility 2790	Oxford	NC	Solar	Intermediate	Yes	3.8
Facility 2791	Raleigh	NC	Solar	Intermediate	Yes	3.8
Facility 2792	Asheville	NC	Solar	Intermediate	Yes	18.0
Facility 2793	Asheville	NC	Solar	Intermediate	Yes	4.0
Facility 2794	Pikeville	NC	Solar	Intermediate	Yes	4.0
Facility 2795	Raleigh	NC	Solar	Intermediate	Yes	4.0
Facility 2796	Aberdeen	NC	Solar	Intermediate	Yes	5.2
Facility 2797	Fuquay Varina	NC	Solar	Intermediate	Yes	6.0
Facility 2798	Raleigh	NC	Solar	Intermediate	Yes	6.0
Facility 2799	Asheville	NC	Solar	Intermediate	Yes	6.4
Facility 2800	Princeton	NC	Solar	Intermediate	Yes	4.8
Facility 2801	Carolina Beach	NC	Solar	Intermediate	Yes	6.4
Facility 2802	Chapel Hill	NC	Solar	Intermediate	Yes	3.8
Facility 2803	Pittsboro	NC	Solar	Intermediate	Yes	5.0
Facility 2804	Cary	NC	Solar	Intermediate	Yes	10.0
Facility 2805	Henderson	NC	Solar	Intermediate	Yes	5.0
Facility 2806	Asheville	NC	Solar	Intermediate	Yes	4.0
Facility 2807	Clinton	NC	Solar	Intermediate	Yes	5.0
Facility 2808	Raleigh	NC	Solar	Intermediate	Yes	2.4

***DEP Non-Utility Generator Listing - North Carolina  
as of July 31, 2019***

<b>NORTH CAROLINA GENERATORS:</b>						
<b>Facility Name:</b>	<b>City/County:</b>	<b>State:</b>	<b>Primary Fuel Type:</b>	<b>Designation:</b>	<b>Inclusion in Utility's Resources:</b>	<b>Capacity (AC kW):</b>
Facility 2809	Lillington	NC	Solar	Intermediate	Yes	6.0
Facility 2810	Pittsboro	NC	Solar	Intermediate	Yes	6.8
Facility 2811	Carthage	NC	Solar	Intermediate	Yes	8.4
Facility 2812	Raleigh	NC	Solar	Intermediate	Yes	5.0
Facility 2813	Cary	NC	Solar	Intermediate	Yes	6.5
Facility 2814	Leciester	NC	Solar	Intermediate	Yes	5.0
Facility 2815	Carolina Beach	NC	Solar	Intermediate	Yes	3.0
Facility 2816	Youngsville	NC	Solar	Intermediate	Yes	6.8
Facility 2817	Angier	NC	Solar	Intermediate	Yes	7.6
Facility 2818	Cary	NC	Solar	Intermediate	Yes	5.0
Facility 2819	Wilmington	NC	Solar	Intermediate	Yes	6.0
Facility 2820	Clayton	NC	Solar	Intermediate	Yes	6.0
Facility 2821	Raleigh	NC	Solar	Intermediate	Yes	2.8
Facility 2822	Black Mountain	NC	Solar	Intermediate	Yes	7.6
Facility 2823	New Hill	NC	Solar	Intermediate	Yes	5.0
Facility 2824	Cary	NC	Solar	Intermediate	Yes	3.0
Facility 2825	Raleigh	NC	Solar	Intermediate	Yes	6.9
Facility 2826	Stedman	NC	Solar	Intermediate	Yes	3.0
Facility 2827	Canton	NC	Solar	Intermediate	Yes	2.4
Facility 2828	Raleigh	NC	Solar	Intermediate	Yes	7.6
Facility 2829	Zebulon	NC	Solar	Intermediate	Yes	5.0
Facility 2830	Raleigh	NC	Solar	Intermediate	Yes	6.0
Facility 2831	Asheville	NC	Solar	Intermediate	Yes	4.8
Facility 2832	Cary	NC	Solar	Intermediate	Yes	8.7
Facility 2833	Clayton	NC	Solar	Intermediate	Yes	6.0
Facility 2834	Wilmington	NC	Solar	Intermediate	Yes	1.2
Facility 2835	Seagrove	NC	Solar	Intermediate	Yes	5.0
Facility 2836	Apex	NC	Solar	Intermediate	Yes	6.0
Facility 2837	Chapel Hill	NC	Solar	Intermediate	Yes	2.9
Facility 2838	Asheboro	NC	Solar	Intermediate	Yes	3.2
Facility 2839	Asheville	NC	Solar	Intermediate	Yes	13.6
Facility 2840	Wilmington	NC	Solar	Intermediate	Yes	10.8
Facility 2841	Raleigh	NC	Solar	Intermediate	Yes	1.8
Facility 2842	Holly Springs	NC	Solar	Intermediate	Yes	5.0
Facility 2843	Fletcher	NC	Solar	Intermediate	Yes	1.6
Facility 2844	Asheboro	NC	Solar	Intermediate	Yes	3.2

***DEP Non-Utility Generator Listing - North Carolina  
as of July 31, 2019***

<b>NORTH CAROLINA GENERATORS:</b>						
<b>Facility Name:</b>	<b>City/County:</b>	<b>State:</b>	<b>Primary Fuel Type:</b>	<b>Designation:</b>	<b>Inclusion in Utility's Resources:</b>	<b>Capacity (AC kW):</b>
Facility 2845	Raleigh	NC	Solar	Intermediate	Yes	5.0
Facility 2846	Asheville	NC	Solar	Intermediate	Yes	7.6
Facility 2847	Battleboro	NC	Solar	Intermediate	Yes	9.9
Facility 2848	Asheville	NC	Solar	Intermediate	Yes	7.6
Facility 2849	Willow Spring	NC	Solar	Intermediate	Yes	5.0
Facility 2850	Fuquay Varina	NC	Solar	Intermediate	Yes	11.4
Facility 2851	Asheville	NC	Solar	Intermediate	Yes	3.8
Facility 2852	Rockingham	NC	Solar	Intermediate	Yes	6.0
Facility 2853	Black Mountain	NC	Solar	Intermediate	Yes	7.6
Facility 2854	Cary	NC	Solar	Intermediate	Yes	4.0
Facility 2855	Four Oaks	NC	Solar	Intermediate	Yes	5.0
Facility 2856	Zebulon	NC	Solar	Intermediate	Yes	10.0
Facility 2857	Raleigh	NC	Solar	Intermediate	Yes	11.4
Facility 2858	Barnardsville	NC	Solar	Intermediate	Yes	6.0
Facility 2859	Barnardsville	NC	Solar	Intermediate	Yes	3.8
Facility 2860	Barnardsville	NC	Solar	Intermediate	Yes	7.6
Facility 2861	Swannanoa	NC	Solar	Intermediate	Yes	7.6
Facility 2862	Fuquay-Varina	NC	Solar	Intermediate	Yes	2.8
Facility 2863	Alexander	NC	Solar	Intermediate	Yes	7.6
Facility 2864	Asheville	NC	Solar	Intermediate	Yes	7.6
Facility 2865	Asheboro	NC	Solar	Intermediate	Yes	3.2
Facility 2866	Asheville	NC	Solar	Intermediate	Yes	2.0
Facility 2867	Sanford	NC	Solar	Intermediate	Yes	6.0
Facility 2868	ANGIER	NC	Solar	Intermediate	Yes	7.6
Facility 2869	Wendell	NC	Solar	Intermediate	Yes	6.0
Facility 2870	Fuquay Varina	NC	Solar	Intermediate	Yes	5.0
Facility 2871	Weaverville	NC	Solar	Intermediate	Yes	6.0
Facility 2872	Cary	NC	Solar	Intermediate	Yes	5.0
Facility 2873	Leland	NC	Solar	Intermediate	Yes	8.4
Facility 2874	Asheville	NC	Solar	Intermediate	Yes	1.6
Facility 2875	Cary	NC	Solar	Intermediate	Yes	3.0
Facility 2876	Princeton	NC	Solar	Intermediate	Yes	6.0
Facility 2877	Willow Spring	NC	Solar	Intermediate	Yes	6.0
Facility 2878	Wake Forest	NC	Solar	Intermediate	Yes	0.3
Facility 2879	Pinehurst	NC	Solar	Intermediate	Yes	9.6
Facility 2880	Swansboro	NC	Solar	Intermediate	Yes	3.0

Duke Energy Progress  
Integrated Resource Plan  
Update Report  
Non-Utility Generator Facilities

***DEP Non-Utility Generator Listing - North Carolina  
as of July 31, 2019***

<b>NORTH CAROLINA GENERATORS:</b>						
<b>Facility Name:</b>	<b>City/County:</b>	<b>State:</b>	<b>Primary Fuel Type:</b>	<b>Designation:</b>	<b>Inclusion in Utility's Resources:</b>	<b>Capacity (AC kW):</b>
Facility 2881	Raleigh	NC	Solar	Intermediate	Yes	6.0
Facility 2882	Clayton	NC	Solar	Intermediate	Yes	4.6
Facility 2883	Wilmington	NC	Solar	Intermediate	Yes	3.0
Facility 2884	Asheville	NC	Solar	Intermediate	Yes	7.6
Facility 2885	Goldsboro	NC	Solar	Intermediate	Yes	9.9
Facility 2886	HOLLY SPRINGS	NC	Solar	Intermediate	Yes	3.0
Facility 2887	Beaufort	NC	Solar	Intermediate	Yes	6.0
Facility 2888	Clayton	NC	Solar	Intermediate	Yes	7.6
Facility 2889	Raleigh	NC	Solar	Intermediate	Yes	9.9
Facility 2890	Raleigh	NC	Solar	Intermediate	Yes	7.6
Facility 2891	Willow Spring	NC	Solar	Intermediate	Yes	7.0
Facility 2892	Cary	NC	Solar	Intermediate	Yes	9.0
Facility 2893	Fuquay Varina	NC	Solar	Intermediate	Yes	5.0
Facility 2894	Laurinburg	NC	Solar	Intermediate	Yes	6.0
Facility 2895	Raleigh	NC	Solar	Intermediate	Yes	6.0
Facility 2896	Wilmington	NC	Solar	Intermediate	Yes	7.8
Facility 2897	Willow Spring	NC	Solar	Intermediate	Yes	10.8
Facility 2898	Asheville	NC	Solar	Intermediate	Yes	7.6
Facility 2899	Stem	NC	Solar	Intermediate	Yes	7.6
Facility 2900	Blanch	NC	Solar	Intermediate	Yes	5.0
Facility 2901	Biscoe	NC	Solar	Intermediate	Yes	3.0
Facility 2902	Raleigh	NC	Solar	Intermediate	Yes	7.6
Facility 2903	Rockingham	NC	Solar	Intermediate	Yes	3.8
Facility 2904	Alexander	NC	Solar	Intermediate	Yes	5.0
Facility 2905	Asheville	NC	Solar	Intermediate	Yes	9.9
Facility 2906	Wilmington	NC	Solar	Intermediate	Yes	9.6
Facility 2907	Fayetteville	NC	Solar	Intermediate	Yes	3.8
Facility 2908	Asheville	NC	Solar	Intermediate	Yes	7.6
Facility 2909	Blanch	NC	Solar	Intermediate	Yes	5.0
Facility 2910	Asheboro	NC	Solar	Intermediate	Yes	7.6
Facility 2911	SOUTHPORT	NC	Solar	Intermediate	Yes	3.6
Facility 2912	Henderson	NC	Solar	Intermediate	Yes	3.8
Facility 2913	Rocky Mount	NC	Solar	Intermediate	Yes	5.0
Facility 2914	Linden	NC	Solar	Intermediate	Yes	3.8
Facility 2915	Kure Beach	NC	Solar	Intermediate	Yes	3.3
Facility 2916	Asheville	NC	Solar	Intermediate	Yes	3.8

***DEP Non-Utility Generator Listing - North Carolina  
as of July 31, 2019***

<b>NORTH CAROLINA GENERATORS:</b>						
<b>Facility Name:</b>	<b>City/County:</b>	<b>State:</b>	<b>Primary Fuel Type:</b>	<b>Designation:</b>	<b>Inclusion in Utility's Resources:</b>	<b>Capacity (AC kW):</b>
Facility 2917	Candler	NC	Solar	Intermediate	Yes	6.0
Facility 2918	Fuquay Varina	NC	Solar	Intermediate	Yes	5.0
Facility 2919	Goldsboro	NC	Solar	Intermediate	Yes	11.4
Facility 2920	Youngsville	NC	Solar	Intermediate	Yes	6.0
Facility 2921	Asheboro	NC	Solar	Intermediate	Yes	3.2
Facility 2922	Raleigh	NC	Solar	Intermediate	Yes	9.9
Facility 2923	Asheville	NC	Solar	Intermediate	Yes	3.0
Facility 2924	Lillington	NC	Solar	Intermediate	Yes	7.6
Facility 2925	Raleigh	NC	Solar	Intermediate	Yes	3.6
Facility 2926	Sanford	NC	Solar	Intermediate	Yes	5.1
Facility 2927	Raleigh	NC	Solar	Intermediate	Yes	9.9
Facility 2928	Raleigh	NC	Solar	Intermediate	Yes	7.6
Facility 2929	Aberdeen	NC	Solar	Intermediate	Yes	3.0
Facility 2930	Pikeville	NC	Solar	Intermediate	Yes	7.6
Facility 2931	Fletcher	NC	Solar	Intermediate	Yes	4.0
Facility 2932	Southern Pines	NC	Solar	Intermediate	Yes	2.4
Facility 2933	Clayton	NC	Solar	Intermediate	Yes	6.0
Facility 2934	Chapel Hill	NC	Solar	Intermediate	Yes	5.0
Facility 2935	Clayton	NC	Solar	Intermediate	Yes	5.0
Facility 2936	Clayton	NC	Solar	Intermediate	Yes	7.6
Facility 2937	Arden	NC	Solar	Intermediate	Yes	7.6
Facility 2938	Raleigh	NC	Solar	Intermediate	Yes	6.0
Facility 2939	Fuquay Varina	NC	Solar	Intermediate	Yes	3.0
Facility 2940	Pinebluff	NC	Solar	Intermediate	Yes	7.2
Facility 2941	Apex	NC	Solar	Intermediate	Yes	10.0
Facility 2942	Asheville	NC	Solar	Intermediate	Yes	4.0
Facility 2943	Louisburg	NC	Solar	Intermediate	Yes	5.2
Facility 2944	Apex	NC	Solar	Intermediate	Yes	7.6
Facility 2945	Asheville	NC	Solar	Intermediate	Yes	5.0
Facility 2946	Asheville	NC	Solar	Intermediate	Yes	9.9
Facility 2947	Asheville	NC	Solar	Intermediate	Yes	11.4
Facility 2948	Wilmington	NC	Solar	Intermediate	Yes	7.2
Facility 2949	Cary	NC	Solar	Intermediate	Yes	7.6
Facility 2950	Fuquay Varina	NC	Solar	Intermediate	Yes	4.0
Facility 2951	Pittsboro	NC	Solar	Intermediate	Yes	7.6
Facility 2952	Henderson	NC	Solar	Intermediate	Yes	3.8



***DEP Non-Utility Generator Listing - North Carolina  
as of July 31, 2019***

<b>NORTH CAROLINA GENERATORS:</b>						
<b>Facility Name:</b>	<b>City/County:</b>	<b>State:</b>	<b>Primary Fuel Type:</b>	<b>Designation:</b>	<b>Inclusion in Utility's Resources:</b>	<b>Capacity (AC kW):</b>
Facility 2953	rALEIGH	NC	Solar	Intermediate	Yes	6.0
Facility 2954	Raleigh	NC	Solar	Intermediate	Yes	0.4
Facility 2955	Selma	NC	Solar	Intermediate	Yes	3.8
Facility 2956	Asheville	NC	Solar	Intermediate	Yes	6.0
Facility 2957	Wilmington	NC	Solar	Intermediate	Yes	7.8
Facility 2958	Wilmington	NC	Solar	Intermediate	Yes	10.0
Facility 2959	Ramseur	NC	Solar	Intermediate	Yes	5.0
Facility 2960	Fayetteville	NC	Solar	Intermediate	Yes	7.0
Facility 2961	Beaufort	NC	Solar	Intermediate	Yes	3.6
Facility 2962	Cary	NC	Solar	Intermediate	Yes	3.0
Facility 2963	Pittsboro	NC	Solar	Intermediate	Yes	6.0
Facility 2964	Pittsboro	NC	Solar	Intermediate	Yes	7.6
Facility 2965	Sanford	NC	Solar	Intermediate	Yes	5.0
Facility 2966	Wilmington	NC	Solar	Intermediate	Yes	7.2
Facility 2967	Clayton	NC	Solar	Intermediate	Yes	3.6
Facility 2968	Asheville	NC	Solar	Intermediate	Yes	19.8
Facility 2969	Carolina Beach	NC	Solar	Intermediate	Yes	1.0
Facility 2970	Raleigh	NC	Solar	Intermediate	Yes	3.0
Facility 2971	Raleigh	NC	Solar	Intermediate	Yes	6.0
Facility 2972	Apex	NC	Solar	Intermediate	Yes	7.6
Facility 2973	Asheville	NC	Solar	Intermediate	Yes	6.0
Facility 2974	Zebulon	NC	Solar	Intermediate	Yes	9.9
Facility 2975	New Hill	NC	Solar	Intermediate	Yes	7.6
Facility 2976	Micaville	NC	Solar	Intermediate	Yes	7.6
Facility 2977	Whiteville	NC	Solar	Intermediate	Yes	11.4
Facility 2978	Clayton	NC	Solar	Intermediate	Yes	3.8
Facility 2979	Willow Springs	NC	Solar	Intermediate	Yes	7.6
Facility 2980	Raleigh	NC	Solar	Intermediate	Yes	3.0
Facility 2981	Clayton	NC	Solar	Intermediate	Yes	3.8
Facility 2982	Rolesville	NC	Solar	Intermediate	Yes	3.0
Facility 2983	Asheville	NC	Solar	Intermediate	Yes	7.6
Facility 2984	Norwood	NC	Solar	Intermediate	Yes	5.0
Facility 2985	Raleigh	NC	Solar	Intermediate	Yes	6.0
Facility 2986	Asheville	NC	Solar	Intermediate	Yes	7.6
Facility 2987	Henderson	NC	Solar	Intermediate	Yes	3.2
Facility 2988	Raleigh	NC	Solar	Intermediate	Yes	6.0



***DEP Non-Utility Generator Listing - North Carolina  
as of July 31, 2019***

<b>NORTH CAROLINA GENERATORS:</b>						
<b>Facility Name:</b>	<b>City/County:</b>	<b>State:</b>	<b>Primary Fuel Type:</b>	<b>Designation:</b>	<b>Inclusion in Utility's Resources:</b>	<b>Capacity (AC kW):</b>
Facility 2989	Pittsboro	NC	Solar	Intermediate	Yes	3.8
Facility 2990	Cary	NC	Solar	Intermediate	Yes	3.8
Facility 2991	Lake Junaluska	NC	Solar	Intermediate	Yes	3.8
Facility 2992	Arden	NC	Solar	Intermediate	Yes	7.6
Facility 2993	Rocky Mount	NC	Solar	Intermediate	Yes	5.0
Facility 2994	Lake Junaluska	NC	Solar	Intermediate	Yes	3.0
Facility 2995	Asheville	NC	Solar	Intermediate	Yes	7.6
Facility 2996	Wilmington	NC	Solar	Intermediate	Yes	7.2
Facility 2997	Barnardsville	NC	Solar	Intermediate	Yes	3.0
Facility 2998	Willow Spring	NC	Solar	Intermediate	Yes	3.6
Facility 2999	Raleigh	NC	Solar	Intermediate	Yes	5.0
Facility 3000	Chapel Hill	NC	Solar	Intermediate	Yes	6.0
Facility 3001	Southport	NC	Solar	Intermediate	Yes	3.8
Facility 3002	Cove City	NC	Solar	Intermediate	Yes	9.2
Facility 3003	Pittsboro	NC	Solar	Intermediate	Yes	11.4
Facility 3004	Candler	NC	Solar	Intermediate	Yes	4.8
Facility 3005	Pinehurst	NC	Solar	Intermediate	Yes	10.5
Facility 3006	Raleigh	NC	Solar	Intermediate	Yes	7.6
Facility 3007	Fuquay Varina	NC	Solar	Intermediate	Yes	3.6
Facility 3008	Pittsboro	NC	Solar	Intermediate	Yes	3.0
Facility 3009	Atlantic beach	NC	Solar	Intermediate	Yes	7.6
Facility 3010	Cary	NC	Solar	Intermediate	Yes	6.0
Facility 3011	Zebulon	NC	Solar	Intermediate	Yes	15.2
Facility 3012	Black Mountain	NC	Solar	Intermediate	Yes	3.0
Facility 3013	Asheville	NC	Solar	Intermediate	Yes	7.6
Facility 3014	Leland	NC	Solar	Intermediate	Yes	5.0
Facility 3015	Wilmington	NC	Solar	Intermediate	Yes	3.1
Facility 3016	Wilmington	NC	Solar	Intermediate	Yes	9.8
Facility 3017	Asheville	NC	Solar	Intermediate	Yes	2.8
Facility 3018	Chapel Hill	NC	Solar	Intermediate	Yes	13.0
Facility 3019	Garner	NC	Solar	Intermediate	Yes	6.0
Facility 3020	Cary	NC	Solar	Intermediate	Yes	6.0
Facility 3021	Clayton	NC	Solar	Intermediate	Yes	7.2
Facility 3022	Garner	NC	Solar	Intermediate	Yes	3.8
Facility 3023	Wilmington	NC	Solar	Intermediate	Yes	3.0
Facility 3024	Montreat	NC	Solar	Intermediate	Yes	7.6

***DEP Non-Utility Generator Listing - North Carolina  
as of July 31, 2019***

<b>NORTH CAROLINA GENERATORS:</b>						
<b>Facility Name:</b>	<b>City/County:</b>	<b>State:</b>	<b>Primary Fuel Type:</b>	<b>Designation:</b>	<b>Inclusion in Utility's Resources:</b>	<b>Capacity (AC kW):</b>
Facility 3025	Morrisville	NC	Solar	Intermediate	Yes	12.0
Facility 3026	Atlantic	NC	Solar	Intermediate	Yes	7.6
Facility 3027	Angier	NC	Solar	Intermediate	Yes	5.0
Facility 3028	GOLDSBORO	NC	Solar	Intermediate	Yes	10.0
Facility 3029	Leicester	NC	Solar	Intermediate	Yes	7.6
Facility 3030	Spruce Pine	NC	Solar	Intermediate	Yes	6.0
Facility 3031	Middlesex	NC	Solar	Intermediate	Yes	7.6
Facility 3032	Goldsboro	NC	Solar	Intermediate	Yes	3.6
Facility 3033	Raleigh	NC	Solar	Intermediate	Yes	7.6
Facility 3034	Raleigh	NC	Solar	Intermediate	Yes	4.4
Facility 3035	Pittsboro	NC	Solar	Intermediate	Yes	9.0
Facility 3036	Pinehurst	NC	Solar	Intermediate	Yes	0.2
Facility 3037	Raleigh	NC	Solar	Intermediate	Yes	4.1
Facility 3038	FUQUAY VARINA	NC	Solar	Intermediate	Yes	14.5
Facility 3039	Canton	NC	Solar	Intermediate	Yes	6.0
Facility 3040	Cary	NC	Solar	Intermediate	Yes	6.0
Facility 3041	Weaverville	NC	Solar	Intermediate	Yes	7.6
Facility 3042	Chapel Hill	NC	Solar	Intermediate	Yes	7.6
Facility 3043	Knightdale	NC	Solar	Intermediate	Yes	5.0
Facility 3044	raleigh	NC	Solar	Intermediate	Yes	2.0
Facility 3045	Chapel Hill	NC	Solar	Intermediate	Yes	5.0
Facility 3046	Candler	NC	Solar	Intermediate	Yes	7.6
Facility 3047	Cary	NC	Solar	Intermediate	Yes	9.9
Facility 3048	Whispering Pines	NC	Solar	Intermediate	Yes	7.6
Facility 3049	Wilmington	NC	Solar	Intermediate	Yes	9.0
Facility 3050	Asheville	NC	Solar	Intermediate	Yes	3.0
Facility 3051	Morrisville	NC	Solar	Intermediate	Yes	3.8
Facility 3052	Knightdale	NC	Solar	Intermediate	Yes	7.6
Facility 3053	Asheville	NC	Solar	Intermediate	Yes	3.0
Facility 3054	Apex	NC	Solar	Intermediate	Yes	7.6
Facility 3055	Clayton	NC	Solar	Intermediate	Yes	6.0
Facility 3056	Asheville	NC	Solar	Intermediate	Yes	3.8
Facility 3057	Morrisville	NC	Solar	Intermediate	Yes	3.0
Facility 3058	Fairview	NC	Solar	Intermediate	Yes	4.0
Facility 3059	Hope Mills	NC	Solar	Intermediate	Yes	5.0
Facility 3060	Red Springs	NC	Solar	Intermediate	Yes	6.0

***DEP Non-Utility Generator Listing - North Carolina  
as of July 31, 2019***

<b>NORTH CAROLINA GENERATORS:</b>						
<b>Facility Name:</b>	<b>City/County:</b>	<b>State:</b>	<b>Primary Fuel Type:</b>	<b>Designation:</b>	<b>Inclusion in Utility's Resources:</b>	<b>Capacity (AC kW):</b>
Facility 3061	Raleigh	NC	Solar	Intermediate	Yes	7.0
Facility 3062	Fuquay Varina	NC	Solar	Intermediate	Yes	3.4
Facility 3063	Pittsboro	NC	Solar	Intermediate	Yes	5.0
Facility 3064	Asheville	NC	Solar	Intermediate	Yes	7.6
Facility 3065	Asheville	NC	Solar	Intermediate	Yes	7.6
Facility 3066	Sanford	NC	Solar	Intermediate	Yes	3.8
Facility 3067	Raleigh	NC	Solar	Intermediate	Yes	10.0
Facility 3068	GOLDSBORO	NC	Solar	Intermediate	Yes	10.0
Facility 3069	Chocowinity	NC	Solar	Intermediate	Yes	5.0
Facility 3070	Chocowinity	NC	Solar	Intermediate	Yes	6.1
Facility 3071	Fairview	NC	Solar	Intermediate	Yes	10.0
Facility 3072	Arden	NC	Solar	Intermediate	Yes	5.0
Facility 3073	Garner	NC	Solar	Intermediate	Yes	3.8
Facility 3074	Nashville	NC	Solar	Intermediate	Yes	5.0
Facility 3075	Maggie Valley	NC	Solar	Intermediate	Yes	6.0
Facility 3076	Leicester	NC	Solar	Intermediate	Yes	6.0
Facility 3077	Asheville	NC	Solar	Intermediate	Yes	7.6
Facility 3078	Clayton	NC	Solar	Intermediate	Yes	3.4
Facility 3079	Asheville	NC	Solar	Intermediate	Yes	6.0
Facility 3080	Asheville	NC	Solar	Intermediate	Yes	5.0
Facility 3081	carthage	NC	Solar	Intermediate	Yes	4.6
Facility 3082	Henderson	NC	Solar	Intermediate	Yes	5.0
Facility 3083	Garner	NC	Solar	Intermediate	Yes	4.2
Facility 3084	Apex	NC	Solar	Intermediate	Yes	2.0
Facility 3085	Asheville	NC	Solar	Intermediate	Yes	5.0
Facility 3086	Asheville	NC	Solar	Intermediate	Yes	7.6
Facility 3087	Wilmington	NC	Solar	Intermediate	Yes	6.0
Facility 3088	Wilmington	NC	Solar	Intermediate	Yes	9.7
Facility 3089	Asheville	NC	Solar	Intermediate	Yes	5.0
Facility 3090	Asheville	NC	Solar	Intermediate	Yes	3.8
Facility 3091	Waynesville	NC	Solar	Intermediate	Yes	3.8
Facility 3092	Apex	NC	Solar	Intermediate	Yes	7.6
Facility 3093	Raleigh	NC	Solar	Intermediate	Yes	6.0
Facility 3094	Asheboro	NC	Solar	Intermediate	Yes	3.6
Facility 3095	Cary	NC	Solar	Intermediate	Yes	7.6
Facility 3096	Candler	NC	Solar	Intermediate	Yes	7.6

Duke Energy Progress  
Integrated Resource Plan  
Update Report  
Non-Utility Generator Facilities

***DEP Non-Utility Generator Listing - North Carolina  
as of July 31, 2019***

<b>NORTH CAROLINA GENERATORS:</b>						
<b>Facility Name:</b>	<b>City/County:</b>	<b>State:</b>	<b>Primary Fuel Type:</b>	<b>Designation:</b>	<b>Inclusion in Utility's Resources:</b>	<b>Capacity (AC kW):</b>
Facility 3097	Raleigh	NC	Solar	Intermediate	Yes	11.4
Facility 3098	Benson	NC	Solar	Intermediate	Yes	3.9
Facility 3099	Siler City	NC	Solar	Intermediate	Yes	5.0
Facility 3100	FUQUAY-VARINA	NC	Solar	Intermediate	Yes	6.0
Facility 3101	Fletcher	NC	Solar	Intermediate	Yes	3.8
Facility 3102	Arden	NC	Solar	Intermediate	Yes	4.0
Facility 3103	Raleigh	NC	Solar	Intermediate	Yes	18.0
Facility 3104	RALEIGH	NC	Solar	Intermediate	Yes	7.6
Facility 3105	Wilmington	NC	Solar	Intermediate	Yes	4.5
Facility 3106	Biltmore Lake	NC	Solar	Intermediate	Yes	3.8
Facility 3107	Garner	NC	Solar	Intermediate	Yes	6.0
Facility 3108	Pikeville	NC	Solar	Intermediate	Yes	7.6
Facility 3109	Weaverville	NC	Solar	Intermediate	Yes	7.7
Facility 3110	Fuquay-Varina	NC	Solar	Intermediate	Yes	5.0
Facility 3111	Black Mountain	NC	Solar	Intermediate	Yes	5.0
Facility 3112	Asheville	NC	Solar	Intermediate	Yes	5.0
Facility 3113	Wilmington	NC	Solar	Intermediate	Yes	7.6
Facility 3114	Clayton	NC	Solar	Intermediate	Yes	7.6
Facility 3115	Asheville	NC	Solar	Intermediate	Yes	7.6
Facility 3116	Rocky Mount	NC	Solar	Intermediate	Yes	3.0
Facility 3117	Staley	NC	Solar	Intermediate	Yes	5.0
Facility 3118	Raleigh	NC	Solar	Intermediate	Yes	3.8
Facility 3119	Pittsboro	NC	Solar	Intermediate	Yes	5.5
Facility 3120	Vass	NC	Solar	Intermediate	Yes	6.0
Facility 3121	Black Mountain	NC	Solar	Intermediate	Yes	9.9
Facility 3122	Leland	NC	Solar	Intermediate	Yes	5.8
Facility 3123	Siler City	NC	Solar	Intermediate	Yes	3.8
Facility 3124	raleigh	NC	Solar	Intermediate	Yes	3.8
Facility 3125	Wilmington	NC	Solar	Intermediate	Yes	3.8
Facility 3126	Wilmington	NC	Solar	Intermediate	Yes	17.6
Facility 3127	Coats	NC	Solar	Intermediate	Yes	6.0
Facility 3128	Asheville	NC	Solar	Intermediate	Yes	7.6
Facility 3129	Asheville	NC	Solar	Intermediate	Yes	5.0
Facility 3130	Leicester	NC	Solar	Intermediate	Yes	6.0
Facility 3131	Pikeville	NC	Solar	Intermediate	Yes	7.6
Facility 3132	Raleigh	NC	Solar	Intermediate	Yes	7.6

***DEP Non-Utility Generator Listing - North Carolina  
as of July 31, 2019***

<b>NORTH CAROLINA GENERATORS:</b>						
<b>Facility Name:</b>	<b>City/County:</b>	<b>State:</b>	<b>Primary Fuel Type:</b>	<b>Designation:</b>	<b>Inclusion in Utility's Resources:</b>	<b>Capacity (AC kW):</b>
Facility 3133	Fayetteville	NC	Solar	Intermediate	Yes	5.0
Facility 3134	Beulaville	NC	Solar	Intermediate	Yes	5.0
Facility 3135	Black Mountain	NC	Solar	Intermediate	Yes	3.0
Facility 3136	Knightdale	NC	Solar	Intermediate	Yes	6.0
Facility 3137	Zebulon	NC	Solar	Intermediate	Yes	6.0
Facility 3138	Montreat	NC	Solar	Intermediate	Yes	11.4
Facility 3139	Cary	NC	Solar	Intermediate	Yes	4.3
Facility 3140	Wake Forest	NC	Solar	Intermediate	Yes	7.0
Facility 3141	Asheville	NC	Solar	Intermediate	Yes	5.0
Facility 3142	Littleton	NC	Solar	Intermediate	Yes	5.0
Facility 3143	Pikeville	NC	Solar	Intermediate	Yes	3.7
Facility 3144	Wilmington	NC	Solar	Intermediate	Yes	7.6
Facility 3145	RALEIGH	NC	Solar	Intermediate	Yes	6.0
Facility 3146	Goldsboro	NC	Solar	Intermediate	Yes	3.4
Facility 3147	Fairview	NC	Solar	Intermediate	Yes	7.6
Facility 3148	Norwood	NC	Solar	Intermediate	Yes	7.6
Facility 3149	Canton	NC	Solar	Intermediate	Yes	3.0
Facility 3150	Weaverville	NC	Solar	Intermediate	Yes	5.0
Facility 3151	Asheville	NC	Solar	Intermediate	Yes	6.0
Facility 3152	Asheville	NC	Solar	Intermediate	Yes	5.1
Facility 3153	Carthage	NC	Solar	Intermediate	Yes	16.6
Facility 3154	Chapel Hill	NC	Solar	Intermediate	Yes	7.0
Facility 3155	Weaverville	NC	Solar	Intermediate	Yes	5.0
Facility 3156	Wilmington	NC	Solar	Intermediate	Yes	3.0
Facility 3157	Zebulon	NC	Solar	Intermediate	Yes	3.4
Facility 3158	Chapel Hill	NC	Solar	Intermediate	Yes	2.6
Facility 3159	Fletcher	NC	Solar	Intermediate	Yes	3.0
Facility 3160	Chapel Hill	NC	Solar	Intermediate	Yes	11.4
Facility 3161	Pittsboro	NC	Solar	Intermediate	Yes	9.9
Facility 3162	Asheville	NC	Solar	Intermediate	Yes	7.6
Facility 3163	Biltmore Lake	NC	Solar	Intermediate	Yes	7.6
Facility 3164	Weaverville	NC	Solar	Intermediate	Yes	4.0
Facility 3165	Asheville	NC	Solar	Intermediate	Yes	2.5
Facility 3166	Holly Springs	NC	Solar	Intermediate	Yes	3.0
Facility 3167	Middlesex	NC	Solar	Intermediate	Yes	6.0
Facility 3168	Semora	NC	Solar	Intermediate	Yes	6.5

***DEP Non-Utility Generator Listing - North Carolina  
as of July 31, 2019***

<b>NORTH CAROLINA GENERATORS:</b>						
<b>Facility Name:</b>	<b>City/County:</b>	<b>State:</b>	<b>Primary Fuel Type:</b>	<b>Designation:</b>	<b>Inclusion in Utility's Resources:</b>	<b>Capacity (AC kW):</b>
Facility 3169	Candler	NC	Solar	Intermediate	Yes	15.2
Facility 3170	Asheville	NC	Solar	Intermediate	Yes	7.6
Facility 3171	Apex	NC	Solar	Intermediate	Yes	1.8
Facility 3172	Siler City	NC	Solar	Intermediate	Yes	7.6
Facility 3173	Nashville	NC	Solar	Intermediate	Yes	4.3
Facility 3174	Raleigh	NC	Solar	Intermediate	Yes	3.8
Facility 3175	Wendell	NC	Solar	Intermediate	Yes	11.4
Facility 3176	Cary	NC	Solar	Intermediate	Yes	3.0
Facility 3177	Chocowinity	NC	Solar	Intermediate	Yes	7.6
Facility 3178	Rolesville	NC	Solar	Intermediate	Yes	3.0
Facility 3179	New Bern	NC	Solar	Intermediate	Yes	7.6
Facility 3180	Asheville	NC	Solar	Intermediate	Yes	4.0
Facility 3181	Raleigh	NC	Solar	Intermediate	Yes	3.0
Facility 3182	Linden	NC	Solar	Intermediate	Yes	5.0
Facility 3183	Asheville	NC	Solar	Intermediate	Yes	7.2
Facility 3184	Raleigh	NC	Solar	Intermediate	Yes	3.0
Facility 3185	Raleigh	NC	Solar	Intermediate	Yes	7.6
Facility 3186	Raleigh	NC	Solar	Intermediate	Yes	6.0
Facility 3187	Asheville	NC	Solar	Intermediate	Yes	3.8
Facility 3188	Raleigh	NC	Solar	Intermediate	Yes	7.6
Facility 3189	Henderson	NC	Solar	Intermediate	Yes	7.6
Facility 3190	Fairview	NC	Solar	Intermediate	Yes	15.2
Facility 3191	Asheville	NC	Solar	Intermediate	Yes	7.6
Facility 3192	Asheville	NC	Solar	Intermediate	Yes	7.6
Facility 3193	Saint Pauls	NC	Solar	Intermediate	Yes	2.8
Facility 3194	Wilmington	NC	Solar	Intermediate	Yes	4.2
Facility 3195	Mount Gilead	NC	Solar	Intermediate	Yes	7.6
Facility 3196	Weaverville	NC	Solar	Intermediate	Yes	7.6
Facility 3197	Black Mountain	NC	Solar	Intermediate	Yes	7.6
Facility 3198	Asheville	NC	Solar	Intermediate	Yes	3.5
Facility 3199	CARY	NC	Solar	Intermediate	Yes	6.0
Facility 3200	Wilmington	NC	Solar	Intermediate	Yes	5.0
Facility 3201	Fayetteville	NC	Solar	Intermediate	Yes	6.0
Facility 3202	Wilmington	NC	Solar	Intermediate	Yes	4.0
Facility 3203	Wendell	NC	Solar	Intermediate	Yes	6.0
Facility 3204	Zebulon	NC	Solar	Intermediate	Yes	6.0

***DEP Non-Utility Generator Listing - North Carolina  
as of July 31, 2019***

<b>NORTH CAROLINA GENERATORS:</b>						
<b>Facility Name:</b>	<b>City/County:</b>	<b>State:</b>	<b>Primary Fuel Type:</b>	<b>Designation:</b>	<b>Inclusion in Utility's Resources:</b>	<b>Capacity (AC kW):</b>
Facility 3205	Cary	NC	Solar	Intermediate	Yes	7.6
Facility 3206	Sanford	NC	Solar	Intermediate	Yes	3.0
Facility 3207	SPRING LAKE	NC	Solar	Intermediate	Yes	11.4
Facility 3208	Pinehurst	NC	Solar	Intermediate	Yes	3.0
Facility 3209	Cary	NC	Solar	Intermediate	Yes	8.0
Facility 3210	Clayton	NC	Solar	Intermediate	Yes	6.0
Facility 3211	Fuquay Varina	NC	Solar	Intermediate	Yes	3.8
Facility 3212	Wilmington	NC	Solar	Intermediate	Yes	6.0
Facility 3213	Wilmington	NC	Solar	Intermediate	Yes	7.5
Facility 3214	Wilmington	NC	Solar	Intermediate	Yes	5.0
Facility 3215	Raleigh	NC	Solar	Intermediate	Yes	5.0
Facility 3216	Pittsboro	NC	Solar	Intermediate	Yes	6.0
Facility 3217	Clayton	NC	Solar	Intermediate	Yes	3.8
Facility 3218	Pittsboro	NC	Solar	Intermediate	Yes	5.0
Facility 3219	Asheville	NC	Solar	Intermediate	Yes	3.8
Facility 3220	Asheville	NC	Solar	Intermediate	Yes	7.6
Facility 3221	Raleigh	NC	Solar	Intermediate	Yes	9.6
Facility 3222	Raleigh	NC	Solar	Intermediate	Yes	3.8
Facility 3223	Mount Gilead	NC	Solar	Intermediate	Yes	7.6
Facility 3224	RALEIGH	NC	Solar	Intermediate	Yes	5.0
Facility 3225	Asheville	NC	Solar	Intermediate	Yes	7.6
Facility 3226	Asheville	NC	Solar	Intermediate	Yes	6.0
Facility 3227	Asheville	NC	Solar	Intermediate	Yes	5.0
Facility 3228	Cary	NC	Solar	Intermediate	Yes	4.5
Facility 3229	Waynesville	NC	Solar	Intermediate	Yes	6.0
Facility 3230	Raleigh	NC	Solar	Intermediate	Yes	5.0
Facility 3231	Raleigh	NC	Solar	Intermediate	Yes	5.0
Facility 3232	Fuquay Varina	NC	Solar	Intermediate	Yes	7.6
Facility 3233	Kinston	NC	Solar	Intermediate	Yes	3.0
Facility 3234	Fuquay-Varina	NC	Solar	Intermediate	Yes	5.0
Facility 3235	Leicester	NC	Solar	Intermediate	Yes	10.0
Facility 3236	Claredon	NC	Solar	Intermediate	Yes	7.6
Facility 3237	Carolina Beach	NC	Solar	Intermediate	Yes	5.0
Facility 3238	Pittsboro	NC	Solar	Intermediate	Yes	3.8
Facility 3239	siler city	NC	Solar	Intermediate	Yes	5.1
Facility 3240	SMITHFIELD	NC	Solar	Intermediate	Yes	3.0



Duke Energy Progress  
Integrated Resource Plan  
Update Report  
Non-Utility Generator Facilities

***DEP Non-Utility Generator Listing - North Carolina  
as of July 31, 2019***

<b>NORTH CAROLINA GENERATORS:</b>						
<b>Facility Name:</b>	<b>City/County:</b>	<b>State:</b>	<b>Primary Fuel Type:</b>	<b>Designation:</b>	<b>Inclusion in Utility's Resources:</b>	<b>Capacity (AC kW):</b>
Facility 3241	Fletcher	NC	Solar	Intermediate	Yes	10.0
Facility 3242	Asheville	NC	Solar	Intermediate	Yes	3.9
Facility 3243	Louisburg	NC	Solar	Intermediate	Yes	3.7
Facility 3244	Sanford	NC	Solar	Intermediate	Yes	3.0
Facility 3245	Raleigh	NC	Solar	Intermediate	Yes	10.0
Facility 3246	Asheville	NC	Solar	Intermediate	Yes	5.0
Facility 3247	Wilmington	NC	Solar	Intermediate	Yes	5.0
Facility 3248	Cary	NC	Solar	Intermediate	Yes	3.8
Facility 3249	Canton	NC	Solar	Intermediate	Yes	5.0
Facility 3250	Raleigh	NC	Solar	Intermediate	Yes	6.0
Facility 3251	Lillington	NC	Solar	Intermediate	Yes	11.4
Facility 3252	Kinston	NC	Solar	Intermediate	Yes	3.8
Facility 3253	Morrisville	NC	Solar	Intermediate	Yes	7.6
Facility 3254	Wilmngton	NC	Solar	Intermediate	Yes	4.2
Facility 3255	Raleigh	NC	Solar	Intermediate	Yes	3.0
Facility 3256	Cary	NC	Solar	Intermediate	Yes	3.8
Facility 3257	Asheville	NC	Solar	Intermediate	Yes	3.8
Facility 3258	Castle Hayne	NC	Solar	Intermediate	Yes	3.8
Facility 3259	Cary	NC	Solar	Intermediate	Yes	3.8
Facility 3260	Fairview	NC	Solar	Intermediate	Yes	11.4
Facility 3261	Raleigh	NC	Solar	Intermediate	Yes	7.6
Facility 3262	Fayetteville	NC	Solar	Intermediate	Yes	5.8
Facility 3263	Raleigh	NC	Solar	Intermediate	Yes	3.8
Facility 3264	Swannanoa	NC	Solar	Intermediate	Yes	3.0
Facility 3265	Raleigh	NC	Solar	Intermediate	Yes	3.8
Facility 3266	Asheville	NC	Solar	Intermediate	Yes	3.8
Facility 3267	Clayton	NC	Solar	Intermediate	Yes	5.0
Facility 3268	Spring Lake	NC	Solar	Intermediate	Yes	5.0
Facility 3269	Roseboro	NC	Solar	Intermediate	Yes	7.6
Facility 3270	Raleigh	NC	Solar	Intermediate	Yes	7.6
Facility 3271	Fuquay varina	NC	Solar	Intermediate	Yes	5.0
Facility 3272	Asheville	NC	Solar	Intermediate	Yes	6.0
Facility 3273	Asheville	NC	Solar	Intermediate	Yes	7.6
Facility 3274	Pittsboro	NC	Solar	Intermediate	Yes	19.8
Facility 3275	Raleigh	NC	Solar	Intermediate	Yes	3.8
Facility 3276	Apex	NC	Solar	Intermediate	Yes	4.3



Duke Energy Progress  
Integrated Resource Plan  
Update Report  
Non-Utility Generator Facilities

***DEP Non-Utility Generator Listing - North Carolina  
as of July 31, 2019***

<b>NORTH CAROLINA GENERATORS:</b>						
<b>Facility Name:</b>	<b>City/County:</b>	<b>State:</b>	<b>Primary Fuel Type:</b>	<b>Designation:</b>	<b>Inclusion in Utility's Resources:</b>	<b>Capacity (AC kW):</b>
Facility 3277	Pittsboro	NC	Solar	Intermediate	Yes	3.0
Facility 3278	Sims	NC	Solar	Intermediate	Yes	7.6
Facility 3279	Raleigh	NC	Solar	Intermediate	Yes	5.0
Facility 3280	Pinehurst	NC	Solar	Intermediate	Yes	3.8
Facility 3281	Holly Springs	NC	Solar	Intermediate	Yes	5.0
Facility 3282	Asheville	NC	Solar	Intermediate	Yes	2.1
Facility 3283	Cary	NC	Solar	Intermediate	Yes	5.0
Facility 3284	Asheville	NC	Solar	Intermediate	Yes	7.6
Facility 3285	Fairview	NC	Solar	Intermediate	Yes	10.0
Facility 3286	Asheville	NC	Solar	Intermediate	Yes	2.2
Facility 3287	Morrisville	NC	Solar	Intermediate	Yes	5.0
Facility 3288	Leland	NC	Solar	Intermediate	Yes	3.7
Facility 3289	Asheville	NC	Solar	Intermediate	Yes	5.0
Facility 3290	Morrisville	NC	Solar	Intermediate	Yes	5.0
Facility 3291	Garner	NC	Solar	Intermediate	Yes	6.0
Facility 3292	Sanford	NC	Solar	Intermediate	Yes	5.0
Facility 3293	Cary	NC	Solar	Intermediate	Yes	6.0
Facility 3294	Raleigh	NC	Solar	Intermediate	Yes	7.6
Facility 3295	Southport	NC	Solar	Intermediate	Yes	3.8
Facility 3296	Asheville	NC	Solar	Intermediate	Yes	6.0
Facility 3297	Candler	NC	Solar	Intermediate	Yes	3.8
Facility 3298	Apex	NC	Solar	Intermediate	Yes	5.0
Facility 3299	Wilmington	NC	Solar	Intermediate	Yes	4.0
Facility 3300	Fletcher	NC	Solar	Intermediate	Yes	3.8
Facility 3301	Garner	NC	Solar	Intermediate	Yes	6.0
Facility 3302	Raleigh	NC	Solar	Intermediate	Yes	6.0
Facility 3303	Asheville,	NC	Solar	Intermediate	Yes	3.2
Facility 3304	Knightdale	NC	Solar	Intermediate	Yes	3.8
Facility 3305	Raleigh	NC	Solar	Intermediate	Yes	5.0
Facility 3306	Holly Springs	NC	Solar	Intermediate	Yes	10.0
Facility 3307	Garner	NC	Solar	Intermediate	Yes	5.0
Facility 3308	Asheville	NC	Solar	Intermediate	Yes	3.7
Facility 3309	Raleigh	NC	Solar	Intermediate	Yes	2.9
Facility 3310	Sanford	NC	Solar	Intermediate	Yes	6.0
Facility 3311	Willow Spring	NC	Solar	Intermediate	Yes	6.0
Facility 3312	Knightdale	NC	Solar	Intermediate	Yes	3.0

***DEP Non-Utility Generator Listing - North Carolina  
as of July 31, 2019***

<b>NORTH CAROLINA GENERATORS:</b>						
<b>Facility Name:</b>	<b>City/County:</b>	<b>State:</b>	<b>Primary Fuel Type:</b>	<b>Designation:</b>	<b>Inclusion in Utility's Resources:</b>	<b>Capacity (AC kW):</b>
Facility 3313	Raleigh	NC	Solar	Intermediate	Yes	3.0
Facility 3314	Roxboro	NC	Solar	Intermediate	Yes	7.6
Facility 3315	Clayton	NC	Solar	Intermediate	Yes	3.8
Facility 3316	Roxboro	NC	Solar	Intermediate	Yes	5.0
Facility 3317	Willmington	NC	Solar	Intermediate	Yes	5.0
Facility 3318	Wilmington	NC	Solar	Intermediate	Yes	7.8
Facility 3319	Hampsted	NC	Solar	Intermediate	Yes	9.9
Facility 3320	Biltmore Lake	NC	Solar	Intermediate	Yes	7.6
Facility 3321	Raleigh	NC	Solar	Intermediate	Yes	2.0
Facility 3322	Willow Spring	NC	Solar	Intermediate	Yes	7.0
Facility 3323	Morrisville	NC	Solar	Intermediate	Yes	4.0
Facility 3324	Raleigh	NC	Solar	Intermediate	Yes	7.6
Facility 3325	Raleigh	NC	Solar	Intermediate	Yes	6.0
Facility 3326	Morrisville	NC	Solar	Intermediate	Yes	3.7
Facility 3327	Raleigh	NC	Solar	Intermediate	Yes	5.0
Facility 3328	Cary	NC	Solar	Intermediate	Yes	10.2
Facility 3329	Morrisville	NC	Solar	Intermediate	Yes	7.6
Facility 3330	Raleigh	NC	Solar	Intermediate	Yes	6.0
Facility 3331	Pinehurst	NC	Solar	Intermediate	Yes	6.0
Facility 3332	Chapel Hill	NC	Solar	Intermediate	Yes	6.0
Facility 3333	Southport	NC	Solar	Intermediate	Yes	3.0
Facility 3334	Candler	NC	Solar	Intermediate	Yes	3.0
Facility 3335	Moncure	NC	Solar	Intermediate	Yes	7.6
Facility 3336	Apex	NC	Solar	Intermediate	Yes	3.0
Facility 3337	Holly Springs	NC	Solar	Intermediate	Yes	10.0
Facility 3338	West End	NC	Solar	Intermediate	Yes	10.0
Facility 3339	cary	NC	Solar	Intermediate	Yes	4.0
Facility 3340	Southern Pines	NC	Solar	Intermediate	Yes	6.0
Facility 3341	Raleigh	NC	Solar	Intermediate	Yes	5.0
Facility 3342	New Bern	NC	Solar	Intermediate	Yes	3.8
Facility 3343	Wilmington	NC	Solar	Intermediate	Yes	6.0
Facility 3344	Raleigh	NC	Solar	Intermediate	Yes	10.0
Facility 3345	Raleigh	NC	Solar	Intermediate	Yes	4.2
Facility 3346	Chocowinity	NC	Solar	Intermediate	Yes	10.0
Facility 3347	Alexander	NC	Solar	Intermediate	Yes	6.0
Facility 3348	Cary	NC	Solar	Intermediate	Yes	5.0

***DEP Non-Utility Generator Listing - North Carolina  
as of July 31, 2019***

<b>NORTH CAROLINA GENERATORS:</b>						
<b>Facility Name:</b>	<b>City/County:</b>	<b>State:</b>	<b>Primary Fuel Type:</b>	<b>Designation:</b>	<b>Inclusion in Utility's Resources:</b>	<b>Capacity (AC kW):</b>
Facility 3349	Apex	NC	Solar	Intermediate	Yes	6.0
Facility 3350	Cary	NC	Solar	Intermediate	Yes	6.0
Facility 3351	Moncure	NC	Solar	Intermediate	Yes	10.0
Facility 3352	Pittsboro	NC	Solar	Intermediate	Yes	6.0
Facility 3353	Asheville	NC	Solar	Intermediate	Yes	3.8
Facility 3354	Middlesex	NC	Solar	Intermediate	Yes	3.0
Facility 3355	Raleigh	NC	Solar	Intermediate	Yes	7.6
Facility 3356	Fuquay Varina	NC	Solar	Intermediate	Yes	7.6
Facility 3357	Raleigh	NC	Solar	Intermediate	Yes	3.0
Facility 3358	Bunnlevel	NC	Solar	Intermediate	Yes	10.9
Facility 3359	Raleigh	NC	Solar	Intermediate	Yes	6.0
Facility 3360	Raleigh	NC	Solar	Intermediate	Yes	7.6
Facility 3361	Oxford	NC	Solar	Intermediate	Yes	11.4
Facility 3362	Swannanoa	NC	Solar	Intermediate	Yes	6.0
Facility 3363	Vass	NC	Solar	Intermediate	Yes	7.6
Facility 3364	Zebulon	NC	Solar	Intermediate	Yes	7.6
Facility 3365	Asheville	NC	Solar	Intermediate	Yes	6.0
Facility 3366	Franklinville	NC	Solar	Intermediate	Yes	5.0
Facility 3367	Norlina	NC	Solar	Intermediate	Yes	3.0
Facility 3368	Mooresville	NC	Solar	Intermediate	Yes	5.0
Facility 3369	Raleigh	NC	Solar	Intermediate	Yes	6.0
Facility 3370	Cameron	NC	Solar	Intermediate	Yes	7.6
Facility 3371	Pittsboro	NC	Solar	Intermediate	Yes	9.9
Facility 3372	Cary	NC	Solar	Intermediate	Yes	9.9
Facility 3373	Ramseur	NC	Solar	Intermediate	Yes	14.7
Facility 3374	Raleigh	NC	Solar	Intermediate	Yes	3.8
Facility 3375	Raleigh	NC	Solar	Intermediate	Yes	3.8
Facility 3376	Chapel Hill	NC	Solar	Intermediate	Yes	5.0
Facility 3377	Raleigh	NC	Solar	Intermediate	Yes	3.8
Facility 3378	MOREHEAD CITY	NC	Solar	Intermediate	Yes	6.0
Facility 3379	Asheville	NC	Solar	Intermediate	Yes	3.7
Facility 3380	Castle Hayne	NC	Solar	Intermediate	Yes	6.5
Facility 3381	Raleigh	NC	Solar	Intermediate	Yes	7.6
Facility 3382	Garner	NC	Solar	Intermediate	Yes	3.8
Facility 3383	Asheville	NC	Solar	Intermediate	Yes	7.6
Facility 3384	Dunn	NC	Solar	Intermediate	Yes	10.0

***DEP Non-Utility Generator Listing - North Carolina  
as of July 31, 2019***

<b>NORTH CAROLINA GENERATORS:</b>						
<b>Facility Name:</b>	<b>City/County:</b>	<b>State:</b>	<b>Primary Fuel Type:</b>	<b>Designation:</b>	<b>Inclusion in Utility's Resources:</b>	<b>Capacity (AC kW):</b>
Facility 3385	CHAPEL HILL	NC	Solar	Intermediate	Yes	3.8
Facility 3386	Carolina Beach	NC	Solar	Intermediate	Yes	5.0
Facility 3387	Asheville	NC	Solar	Intermediate	Yes	2.8
Facility 3388	Asheboro	NC	Solar	Intermediate	Yes	5.0
Facility 3389	Asheville	NC	Solar	Intermediate	Yes	7.6
Facility 3390	Mount Olive	NC	Solar	Intermediate	Yes	5.0
Facility 3391	Clayton	NC	Solar	Intermediate	Yes	9.9
Facility 3392	Asheville	NC	Solar	Intermediate	Yes	7.6
Facility 3393	Chapel Hill	NC	Solar	Intermediate	Yes	5.0
Facility 3394	Barnardsville	NC	Solar	Intermediate	Yes	5.0
Facility 3395	Clayton	NC	Solar	Intermediate	Yes	6.0
Facility 3396	Asheville	NC	Solar	Intermediate	Yes	6.0
Facility 3397	Black Mountain	NC	Solar	Intermediate	Yes	7.6
Facility 3398	Asheville	NC	Solar	Intermediate	Yes	7.6
Facility 3399	Weaverville	NC	Solar	Intermediate	Yes	7.6
Facility 3400	Clayton	NC	Solar	Intermediate	Yes	10.0
Facility 3401	Kinston	NC	Solar	Intermediate	Yes	3.8
Facility 3402	Siler City	NC	Solar	Intermediate	Yes	3.0
Facility 3403	Asheville	NC	Solar	Intermediate	Yes	6.0
Facility 3404	Wendell	NC	Solar	Intermediate	Yes	3.0
Facility 3405	Pittsboro	NC	Solar	Intermediate	Yes	6.0
Facility 3406	wilmington	NC	Solar	Intermediate	Yes	5.0
Facility 3407	Raleigh	NC	Solar	Intermediate	Yes	7.0
Facility 3408	ASHEBORO	NC	Solar	Intermediate	Yes	5.1
Facility 3409	Fletcher	NC	Solar	Intermediate	Yes	10.0
Facility 3410	Pittsboro	NC	Solar	Intermediate	Yes	7.6
Facility 3411	Angier	NC	Solar	Intermediate	Yes	7.6
Facility 3412	Willow Spring	NC	Solar	Intermediate	Yes	10.0
Facility 3413	Fuquay Varina	NC	Solar	Intermediate	Yes	7.6
Facility 3414	Fairmont	NC	Solar	Intermediate	Yes	6.0
Facility 3415	Holly Springs	NC	Solar	Intermediate	Yes	6.0
Facility 3416	Raleigh	NC	Solar	Intermediate	Yes	3.8
Facility 3417	Southern Pines	NC	Solar	Intermediate	Yes	4.2
Facility 3418	Raleigh	NC	Solar	Intermediate	Yes	9.9
Facility 3419	Morehead City	NC	Solar	Intermediate	Yes	7.6
Facility 3420	Holly Springs	NC	Solar	Intermediate	Yes	5.0

***DEP Non-Utility Generator Listing - North Carolina  
as of July 31, 2019***

<b>NORTH CAROLINA GENERATORS:</b>						
<b>Facility Name:</b>	<b>City/County:</b>	<b>State:</b>	<b>Primary Fuel Type:</b>	<b>Designation:</b>	<b>Inclusion in Utility's Resources:</b>	<b>Capacity (AC kW):</b>
Facility 3421	Wendell	NC	Solar	Intermediate	Yes	6.0
Facility 3422	Southport	NC	Solar	Intermediate	Yes	7.6
Facility 3423	Carolina Beach	NC	Solar	Intermediate	Yes	9.8
Facility 3424	Cary	NC	Solar	Intermediate	Yes	6.0
Facility 3425	Cary	NC	Solar	Intermediate	Yes	13.0
Facility 3426	Raleigh	NC	Solar	Intermediate	Yes	5.0
Facility 3427	Wilmington	NC	Solar	Intermediate	Yes	9.4
Facility 3428	Polkton	NC	Solar	Intermediate	Yes	5.0
Facility 3429	Asheville	NC	Solar	Intermediate	Yes	4.2
Facility 3430	Raleigh	NC	Solar	Intermediate	Yes	6.0
Facility 3431	Clayton	NC	Solar	Intermediate	Yes	10.0
Facility 3432	Bunnlevel	NC	Solar	Intermediate	Yes	7.6
Facility 3433	Apex	NC	Solar	Intermediate	Yes	5.0
Facility 3434	Raleigh	NC	Solar	Intermediate	Yes	5.0
Facility 3435	Raleigh	NC	Solar	Intermediate	Yes	3.0
Facility 3436	Hope Mills	NC	Solar	Intermediate	Yes	7.6
Facility 3437	Raleigh	NC	Solar	Intermediate	Yes	3.6
Facility 3438	New Bern	NC	Solar	Intermediate	Yes	3.0
Facility 3439	Hampstead	NC	Solar	Intermediate	Yes	4.3
Facility 3440	Yanceyville	NC	Solar	Intermediate	Yes	10.0
Facility 3441	Bunnlevel	NC	Solar	Intermediate	Yes	7.6
Facility 3442	Hope Mills	NC	Solar	Intermediate	Yes	7.6
Facility 3443	Wake Forest	NC	Solar	Intermediate	Yes	7.6
Facility 3444	Cameron	NC	Solar	Intermediate	Yes	7.6
Facility 3445	Erwin	NC	Solar	Intermediate	Yes	5.0
Facility 3446	Apex	NC	Solar	Intermediate	Yes	4.8
Facility 3447	Raleigh	NC	Solar	Intermediate	Yes	3.5
Facility 3448	Pinehurst	NC	Solar	Intermediate	Yes	7.0
Facility 3449	Raleigh	NC	Solar	Intermediate	Yes	6.0
Facility 3450	Asheville	NC	Solar	Intermediate	Yes	3.0
Facility 3451	Wilmington	NC	Solar	Intermediate	Yes	11.4
Facility 3452	Goldsboro	NC	Solar	Intermediate	Yes	2.8
Facility 3453	Knightdale	NC	Solar	Intermediate	Yes	6.0
Facility 3454	Rolesville	NC	Solar	Intermediate	Yes	5.0
Facility 3455	Raleigh	NC	Solar	Intermediate	Yes	5.0
Facility 3456	Holly Springs	NC	Solar	Intermediate	Yes	4.8

Duke Energy Progress  
Integrated Resource Plan  
Update Report  
Non-Utility Generator Facilities

***DEP Non-Utility Generator Listing - North Carolina  
as of July 31, 2019***

<b>NORTH CAROLINA GENERATORS:</b>						
<b>Facility Name:</b>	<b>City/County:</b>	<b>State:</b>	<b>Primary Fuel Type:</b>	<b>Designation:</b>	<b>Inclusion in Utility's Resources:</b>	<b>Capacity (AC kW):</b>
Facility 3457	Raleigh	NC	Solar	Intermediate	Yes	2.9
Facility 3458	Raleigh	NC	Solar	Intermediate	Yes	6.0
Facility 3459	Raleigh	NC	Solar	Intermediate	Yes	2.8
Facility 3460	Clayton	NC	Solar	Intermediate	Yes	7.6
Facility 3461	Benson	NC	Solar	Intermediate	Yes	17.6
Facility 3462	Asheville	NC	Solar	Intermediate	Yes	3.8
Facility 3463	Lumberton	NC	Solar	Intermediate	Yes	6.4
Facility 3464	Fuquay Varina	NC	Solar	Intermediate	Yes	10.0
Facility 3465	Raleigh	NC	Solar	Intermediate	Yes	3.8
Facility 3466	Wilmington	NC	Solar	Intermediate	Yes	4.2
Facility 3467	Asheville	NC	Solar	Intermediate	Yes	5.0
Facility 3468	RALEIGH	NC	Solar	Intermediate	Yes	7.6
Facility 3469	Raleigh	NC	Solar	Intermediate	Yes	10.0
Facility 3470	Hampstead	NC	Solar	Intermediate	Yes	3.8
Facility 3471	Fairview	NC	Solar	Intermediate	Yes	7.0
Facility 3472	Newport	NC	Solar	Intermediate	Yes	3.8
Facility 3473	Raleigh	NC	Solar	Intermediate	Yes	5.0
Facility 3474	GARNER	NC	Solar	Intermediate	Yes	10.0
Facility 3475	Cary	NC	Solar	Intermediate	Yes	5.0
Facility 3476	Sanford	NC	Solar	Intermediate	Yes	10.0
Facility 3477	Jacksonville	NC	Solar	Intermediate	Yes	14.4
Facility 3478	Raleigh	NC	Solar	Intermediate	Yes	6.0
Facility 3479	Cary	NC	Solar	Intermediate	Yes	6.0
Facility 3480	Raleigh	NC	Solar	Intermediate	Yes	7.6
Facility 3481	Zebulon	NC	Solar	Intermediate	Yes	3.7
Facility 3482	Holly Springs	NC	Solar	Intermediate	Yes	3.7
Facility 3483	Southport	NC	Solar	Intermediate	Yes	9.7
Facility 3484	Benson	NC	Solar	Intermediate	Yes	7.0
Facility 3485	Wilmington	NC	Solar	Intermediate	Yes	6.8
Facility 3486	Bahama	NC	Solar	Intermediate	Yes	7.6
Facility 3487	Asheville	NC	Solar	Intermediate	Yes	2.4
Facility 3488	Roxboro	NC	Solar	Intermediate	Yes	10.0
Facility 3489	Asheville	NC	Solar	Intermediate	Yes	2.4
Facility 3490	Raleigh	NC	Solar	Intermediate	Yes	6.0
Facility 3491	Asheville	NC	Solar	Intermediate	Yes	3.1
Facility 3492	Asheville	NC	Solar	Intermediate	Yes	3.1

***DEP Non-Utility Generator Listing - North Carolina  
as of July 31, 2019***

<b>NORTH CAROLINA GENERATORS:</b>						
<b>Facility Name:</b>	<b>City/County:</b>	<b>State:</b>	<b>Primary Fuel Type:</b>	<b>Designation:</b>	<b>Inclusion in Utility's Resources:</b>	<b>Capacity (AC kW):</b>
Facility 3493	Raleigh	NC	Solar	Intermediate	Yes	5.0
Facility 3494	Staley	NC	Solar	Intermediate	Yes	3.8
Facility 3495	Asheville	NC	Solar	Intermediate	Yes	2.8
Facility 3496	Leland	NC	Solar	Intermediate	Yes	9.2
Facility 3497	Raleigh	NC	Solar	Intermediate	Yes	3.7
Facility 3498	Raleigh	NC	Solar	Intermediate	Yes	7.6
Facility 3499	Knightdale	NC	Solar	Intermediate	Yes	3.8
Facility 3500	Fuquay Varina	NC	Solar	Intermediate	Yes	6.2
Facility 3501	Asheville	NC	Solar	Intermediate	Yes	3.0
Facility 3502	Henderson	NC	Solar	Intermediate	Yes	3.0
Facility 3503	Asheville	NC	Solar	Intermediate	Yes	7.6
Facility 3504	Asheville	NC	Solar	Intermediate	Yes	7.6
Facility 3505	Spruce Pines	NC	Solar	Intermediate	Yes	7.6
Facility 3506	Black Mountain	NC	Solar	Intermediate	Yes	7.6
Facility 3507	Apex	NC	Solar	Intermediate	Yes	6.0
Facility 3508	Raleigh	NC	Solar	Intermediate	Yes	5.0
Facility 3509	Raleigh	NC	Solar	Intermediate	Yes	3.8
Facility 3510	Pittsboro	NC	Solar	Intermediate	Yes	6.0
Facility 3511	Asheville	NC	Solar	Intermediate	Yes	7.6
Facility 3512	Chapel Hill	NC	Solar	Intermediate	Yes	5.0
Facility 3513	Hampstead	NC	Solar	Intermediate	Yes	11.4
Facility 3514	Pittsboro	NC	Solar	Intermediate	Yes	7.6
Facility 3515	Raleigh	NC	Solar	Intermediate	Yes	10.0
Facility 3516	Raleigh	NC	Solar	Intermediate	Yes	3.8
Facility 3517	Pittsboro	NC	Solar	Intermediate	Yes	6.0
Facility 3518	Asheville	NC	Solar	Intermediate	Yes	7.7
Facility 3519	Raleigh	NC	Solar	Intermediate	Yes	6.0
Facility 3520	Raleigh	NC	Solar	Intermediate	Yes	3.8
Facility 3521	Raleigh	NC	Solar	Intermediate	Yes	6.0
Facility 3522	Asheville	NC	Solar	Intermediate	Yes	7.6
Facility 3523	Raleigh	NC	Solar	Intermediate	Yes	3.0
Facility 3524	Cary	NC	Solar	Intermediate	Yes	4.1
Facility 3525	Cary	NC	Solar	Intermediate	Yes	5.3
Facility 3526	Franklinton	NC	Solar	Intermediate	Yes	3.7
Facility 3527	Garner	NC	Solar	Intermediate	Yes	7.6
Facility 3528	Goldsboro	NC	Solar	Intermediate	Yes	5.5



***DEP Non-Utility Generator Listing - North Carolina  
as of July 31, 2019***

<b>NORTH CAROLINA GENERATORS:</b>						
<b>Facility Name:</b>	<b>City/County:</b>	<b>State:</b>	<b>Primary Fuel Type:</b>	<b>Designation:</b>	<b>Inclusion in Utility's Resources:</b>	<b>Capacity (AC kW):</b>
Facility 3529	Goldsboro	NC	Solar	Intermediate	Yes	7.6
Facility 3530	Raleigh	NC	Solar	Intermediate	Yes	3.8
Facility 3531	Raleigh	NC	Solar	Intermediate	Yes	3.4
Facility 3532	Fairview	NC	Solar	Intermediate	Yes	8.0
Facility 3533	Raleigh	NC	Solar	Intermediate	Yes	3.5
Facility 3534	Dunn	NC	Solar	Intermediate	Yes	2.3
Facility 3535	Asheville	NC	Solar	Intermediate	Yes	7.6
Facility 3536	Goldsboro	NC	Solar	Intermediate	Yes	3.7
Facility 3537	Fairview	NC	Solar	Intermediate	Yes	5.0
Facility 3538	Angier	NC	Solar	Intermediate	Yes	4.6
Facility 3539	Cary	NC	Solar	Intermediate	Yes	3.0
Facility 3540	Laurel Hill	NC	Solar	Intermediate	Yes	1.8
Facility 3541	Fletcher	NC	Solar	Intermediate	Yes	7.6
Facility 3542	Asheville	NC	Solar	Intermediate	Yes	5.0
Facility 3543	Pittsboro	NC	Solar	Intermediate	Yes	3.0
Facility 3544	Whispering Pines	NC	Solar	Intermediate	Yes	3.9
Facility 3545	Asheville	NC	Solar	Intermediate	Yes	7.6
Facility 3546	Raleigh	NC	Solar	Intermediate	Yes	3.8
Facility 3547	Pikeville	NC	Solar	Intermediate	Yes	5.0
Facility 3548	Waynesville	NC	Solar	Intermediate	Yes	5.5
Facility 3549	Asheville	NC	Solar	Intermediate	Yes	3.8
Facility 3550	Fairview	NC	Solar	Intermediate	Yes	11.4
Facility 3551	Fairview	NC	Solar	Intermediate	Yes	7.6
Facility 3552	Asheville	NC	Solar	Intermediate	Yes	7.6
Facility 3553	Fairview	NC	Solar	Intermediate	Yes	7.6
Facility 3554	Asheville	NC	Solar	Intermediate	Yes	7.6
Facility 3555	Asheville	NC	Solar	Intermediate	Yes	3.3
Facility 3556	Raleigh	NC	Solar	Intermediate	Yes	7.6
Facility 3557	Asheville	NC	Solar	Intermediate	Yes	7.6
Facility 3558	Asheville	NC	Solar	Intermediate	Yes	5.0
Facility 3559	Staley	NC	Solar	Intermediate	Yes	7.6
Facility 3560	Kenly	NC	Solar	Intermediate	Yes	10.0
Facility 3561	Henderson	NC	Solar	Intermediate	Yes	15.2
Facility 3562	Asheville	NC	Solar	Intermediate	Yes	6.0
Facility 3563	Willow Spring	NC	Solar	Intermediate	Yes	3.9
Facility 3564	Cary	NC	Solar	Intermediate	Yes	5.0



***DEP Non-Utility Generator Listing - North Carolina  
as of July 31, 2019***

<b>NORTH CAROLINA GENERATORS:</b>						
<b>Facility Name:</b>	<b>City/County:</b>	<b>State:</b>	<b>Primary Fuel Type:</b>	<b>Designation:</b>	<b>Inclusion in Utility's Resources:</b>	<b>Capacity (AC kW):</b>
Facility 3565	Fletcher	NC	Solar	Intermediate	Yes	7.6
Facility 3566	Asheville	NC	Solar	Intermediate	Yes	7.6
Facility 3567	Biscoe	NC	Solar	Intermediate	Yes	20.0
Facility 3568	Asheville	NC	Solar	Intermediate	Yes	10.6
Facility 3569	Raleigh	NC	Solar	Intermediate	Yes	2.8
Facility 3570	Asheville	NC	Solar	Intermediate	Yes	5.1
Facility 3571	Asheville	NC	Solar	Intermediate	Yes	5.1
Facility 3572	Leicester	NC	Solar	Intermediate	Yes	6.0
Facility 3573	Richlands	NC	Solar	Intermediate	Yes	8.7
Facility 3574	Fletcher	NC	Solar	Intermediate	Yes	7.6
Facility 3575	Raleigh	NC	Solar	Intermediate	Yes	7.6
Facility 3576	Cary	NC	Solar	Intermediate	Yes	6.0
Facility 3577	Chapel Hill	NC	Solar	Intermediate	Yes	7.6
Facility 3578	Garner	NC	Solar	Intermediate	Yes	3.7
Facility 3579	Leland	NC	Solar	Intermediate	Yes	7.2
Facility 3580	Waynesville	NC	Solar	Intermediate	Yes	7.6
Facility 3581	Raleigh	NC	Solar	Intermediate	Yes	3.0
Facility 3582	Asheville	NC	Solar	Intermediate	Yes	5.5
Facility 3583	Wilmington	NC	Solar	Intermediate	Yes	4.6
Facility 3584	Robbins	NC	Solar	Intermediate	Yes	10.0
Facility 3585	Wilmington	NC	Solar	Intermediate	Yes	6.9
Facility 3586	Leland	NC	Solar	Intermediate	Yes	7.7
Facility 3587	Pikeville	NC	Solar	Intermediate	Yes	13.6
Facility 3588	Alexander	NC	Solar	Intermediate	Yes	7.6
Facility 3589	raleigh	NC	Solar	Intermediate	Yes	7.6
Facility 3590	Fuquay Varina	NC	Solar	Intermediate	Yes	7.6
Facility 3591	Cary	NC	Solar	Intermediate	Yes	7.6
Facility 3592	Vass	NC	Solar	Intermediate	Yes	6.0
Facility 3593	Fuquay Varina	NC	Solar	Intermediate	Yes	6.0
Facility 3594	Wrightsville Beach	NC	Solar	Intermediate	Yes	8.3
Facility 3595	GOLDSBORO	NC	Solar	Intermediate	Yes	12.7
Facility 3596	Holly Springs	NC	Solar	Intermediate	Yes	5.1
Facility 3597	Raleigh	NC	Solar	Intermediate	Yes	14.4
Facility 3598	Raleigh	NC	Solar	Intermediate	Yes	18.0
Facility 3599	Holly Springs	NC	Solar	Intermediate	Yes	5.0
Facility 3600	Raleigh	NC	Solar	Intermediate	Yes	3.8

***DEP Non-Utility Generator Listing - North Carolina  
as of July 31, 2019***

<b>NORTH CAROLINA GENERATORS:</b>						
<b>Facility Name:</b>	<b>City/County:</b>	<b>State:</b>	<b>Primary Fuel Type:</b>	<b>Designation:</b>	<b>Inclusion in Utility's Resources:</b>	<b>Capacity (AC kW):</b>
Facility 3601	Hendersonville	NC	Solar	Intermediate	Yes	3.0
Facility 3602	Asheville	NC	Solar	Intermediate	Yes	3.1
Facility 3603	Apex	NC	Solar	Intermediate	Yes	5.0
Facility 3604	Candler	NC	Solar	Intermediate	Yes	2.5
Facility 3605	Princeton	NC	Solar	Intermediate	Yes	7.6
Facility 3606	Saint Pauls	NC	Solar	Intermediate	Yes	13.6
Facility 3607	Waynesville	NC	Solar	Intermediate	Yes	5.3
Facility 3608	Wilmington	NC	Solar	Intermediate	Yes	12.2
Facility 3609	Raleigh	NC	Solar	Intermediate	Yes	11.4
Facility 3610	Fayetteville	NC	Solar	Intermediate	Yes	5.1
Facility 3611	Raleigh	NC	Solar	Intermediate	Yes	5.0
Facility 3612	Cary	NC	Solar	Intermediate	Yes	5.0
Facility 3613	Fairview	NC	Solar	Intermediate	Yes	7.6
Facility 3614	Raleigh	NC	Solar	Intermediate	Yes	7.6
Facility 3615	Asheville	NC	Solar	Intermediate	Yes	3.8
Facility 3616	Weaverville	NC	Solar	Intermediate	Yes	7.6
Facility 3617	Garner	NC	Solar	Intermediate	Yes	5.0
Facility 3618	Whiteville	NC	Solar	Intermediate	Yes	5.0
Facility 3619	Warsaw	NC	Solar	Intermediate	Yes	6.0
Facility 3620	Holly Springs	NC	Solar	Intermediate	Yes	5.0
Facility 3621	Raleigh	NC	Solar	Intermediate	Yes	2.9
Facility 3622	Raliegh	NC	Solar	Intermediate	Yes	16.8
Facility 3623	Raleigh	NC	Solar	Intermediate	Yes	16.8
Facility 3624	Arden	NC	Solar	Intermediate	Yes	6.0
Facility 3625	Wendell	NC	Solar	Intermediate	Yes	5.0
Facility 3626	Wilmington	NC	Solar	Intermediate	Yes	9.0
Facility 3627	Wilmington	NC	Solar	Intermediate	Yes	6.0
Facility 3628	Raleigh	NC	Solar	Intermediate	Yes	5.0
Facility 3629	Aberdeen	NC	Solar	Intermediate	Yes	4.6
Facility 3630	Raleigh	NC	Solar	Intermediate	Yes	7.6
Facility 3631	Cary	NC	Solar	Intermediate	Yes	7.6
Facility 3632	Troy	NC	Solar	Intermediate	Yes	7.6
Facility 3633	Fairview	NC	Solar	Intermediate	Yes	10.0
Facility 3634	Asheville	NC	Solar	Intermediate	Yes	5.0
Facility 3635	Raleigh	NC	Solar	Intermediate	Yes	6.0
Facility 3636	Wilmington	NC	Solar	Intermediate	Yes	3.8

***DEP Non-Utility Generator Listing - North Carolina  
as of July 31, 2019***

<b>NORTH CAROLINA GENERATORS:</b>						
<b>Facility Name:</b>	<b>City/County:</b>	<b>State:</b>	<b>Primary Fuel Type:</b>	<b>Designation:</b>	<b>Inclusion in Utility's Resources:</b>	<b>Capacity (AC kW):</b>
Facility 3637	Cary	NC	Solar	Intermediate	Yes	10.2
Facility 3638	Cary	NC	Solar	Intermediate	Yes	6.0
Facility 3639	Wilmington	NC	Solar	Intermediate	Yes	11.4
Facility 3640	WAYNESVILLE	NC	Solar	Intermediate	Yes	2.5
Facility 3641	Raleigh	NC	Solar	Intermediate	Yes	19.0
Facility 3642	WAYNESVILLE	NC	Solar	Intermediate	Yes	2.5
Facility 3643	Wilmington	NC	Solar	Intermediate	Yes	9.5
Facility 3644	Southern Pines	NC	Solar	Intermediate	Yes	6.7
Facility 3645	Goldsboro	NC	Solar	Intermediate	Yes	7.6
Facility 3646	Raleigh	NC	Solar	Intermediate	Yes	7.6
Facility 3647	Morrisville	NC	Solar	Intermediate	Yes	3.0
Facility 3648	Willow Spring	NC	Solar	Intermediate	Yes	6.0
Facility 3649	Willow Spring	NC	Solar	Intermediate	Yes	10.0
Facility 3650	Southern Pines	NC	Solar	Intermediate	Yes	3.8
Facility 3651	Cary	NC	Solar	Intermediate	Yes	7.6
Facility 3652	Wilmington	NC	Solar	Intermediate	Yes	3.8
Facility 3653	Asheville	NC	Solar	Intermediate	Yes	7.7
Facility 3654	Asheville	NC	Solar	Intermediate	Yes	7.6
Facility 3655	Asheville	NC	Solar	Intermediate	Yes	10.0
Facility 3656	Cary	NC	Solar	Intermediate	Yes	7.6
Facility 3657	Rolesville	NC	Solar	Intermediate	Yes	11.4
Facility 3658	Battleboro	NC	Solar	Intermediate	Yes	4.1
Facility 3659	Snow Hill	NC	Solar	Intermediate	Yes	7.6
Facility 3660	Apex	NC	Solar	Intermediate	Yes	10.0
Facility 3661	Wake Forest	NC	Solar	Intermediate	Yes	1.7
Facility 3662	Raleigh	NC	Solar	Intermediate	Yes	7.6
Facility 3663	Asheville	NC	Solar	Intermediate	Yes	7.6
Facility 3664	Asheville	NC	Solar	Intermediate	Yes	7.6
Facility 3665	Rolesville	NC	Solar	Intermediate	Yes	11.4
Facility 3666	Smithfield	NC	Solar	Intermediate	Yes	6.0
Facility 3667	Fuquay Varina	NC	Solar	Intermediate	Yes	5.0
Facility 3668	Fairview	NC	Solar	Intermediate	Yes	7.6
Facility 3669	Fairview	NC	Solar	Intermediate	Yes	5.0
Facility 3670	Waynesville	NC	Solar	Intermediate	Yes	7.6
Facility 3671	Willow Spring	NC	Solar	Intermediate	Yes	15.2
Facility 3672	Yanceyville	NC	Solar	Intermediate	Yes	10.0

***DEP Non-Utility Generator Listing - North Carolina  
as of July 31, 2019***

<b>NORTH CAROLINA GENERATORS:</b>						
<b>Facility Name:</b>	<b>City/County:</b>	<b>State:</b>	<b>Primary Fuel Type:</b>	<b>Designation:</b>	<b>Inclusion in Utility's Resources:</b>	<b>Capacity (AC kW):</b>
Facility 3673	Whispering Pines	NC	Solar	Intermediate	Yes	6.0
Facility 3674	Wrightsville Beach	NC	Solar	Intermediate	Yes	19.8
Facility 3675	Asheville	NC	Solar	Intermediate	Yes	7.6
Facility 3676	New Bern	NC	Solar	Intermediate	Yes	5.0
Facility 3677	Garner	NC	Solar	Intermediate	Yes	11.4
Facility 3678	Weaverville	NC	Solar	Intermediate	Yes	5.0
Facility 3679	Goldsboro	NC	Solar	Intermediate	Yes	7.6
Facility 3680	Pikeville	NC	Solar	Intermediate	Yes	3.8
Facility 3681	Kenly	NC	Solar	Intermediate	Yes	3.8
Facility 3682	Wilmington	NC	Solar	Intermediate	Yes	10.0
Facility 3683	Selma	NC	Solar	Intermediate	Yes	10.6
Facility 3684	Pittsboro	NC	Solar	Intermediate	Yes	20.0
Facility 3685	Garner	NC	Solar	Intermediate	Yes	10.0
Facility 3686	Garner	NC	Solar	Intermediate	Yes	5.0
Facility 3687	Chapel Hill	NC	Solar	Intermediate	Yes	5.0
Facility 3688	Hamlet	NC	Solar	Intermediate	Yes	9.9
Facility 3689	Hampstead	NC	Solar	Intermediate	Yes	5.1
Facility 3690	Hampstead	NC	Solar	Intermediate	Yes	7.6
Facility 3691	Morrisville	NC	Solar	Intermediate	Yes	7.6
Facility 3692	Leland	NC	Solar	Intermediate	Yes	6.8
Facility 3693	Leland	NC	Solar	Intermediate	Yes	7.7
Facility 3694	Wilmington	NC	Solar	Intermediate	Yes	9.7
Facility 3695	Cary	NC	Solar	Intermediate	Yes	7.6
Facility 3696	Henderson	NC	Solar	Intermediate	Yes	6.8
Facility 3697	Hampstead	NC	Solar	Intermediate	Yes	7.6
Facility 3698	Asheville	NC	Solar	Intermediate	Yes	9.0
Facility 3699	Wendell	NC	Solar	Intermediate	Yes	7.6
Facility 3700	WILMINGTON	NC	Solar	Intermediate	Yes	10.0
Facility 3701	Asheboro	NC	Solar	Intermediate	Yes	6.0
Facility 3702	Swannanoa	NC	Solar	Intermediate	Yes	10.0
Facility 3703	Asheville	NC	Solar	Intermediate	Yes	1.9
Facility 3704	Lillington	NC	Solar	Intermediate	Yes	5.0
Facility 3705	Apex	NC	Solar	Intermediate	Yes	7.6
Facility 3706	Raleigh	NC	Solar	Intermediate	Yes	11.4
Facility 3707	Asheville	NC	Solar	Intermediate	Yes	10.2
Facility 3708	Asheville	NC	Solar	Intermediate	Yes	5.0

***DEP Non-Utility Generator Listing - North Carolina  
as of July 31, 2019***

<b>NORTH CAROLINA GENERATORS:</b>						
<b>Facility Name:</b>	<b>City/County:</b>	<b>State:</b>	<b>Primary Fuel Type:</b>	<b>Designation:</b>	<b>Inclusion in Utility's Resources:</b>	<b>Capacity (AC kW):</b>
Facility 3709	Arden	NC	Solar	Intermediate	Yes	5.8
Facility 3710	Asheville	NC	Solar	Intermediate	Yes	6.0
Facility 3711	Pinehurst	NC	Solar	Intermediate	Yes	5.0
Facility 3712	Wilmington	NC	Solar	Intermediate	Yes	6.0
Facility 3713	Raleigh	NC	Solar	Intermediate	Yes	3.8
Facility 3714	Hampstead	NC	Solar	Intermediate	Yes	7.6
Facility 3715	Wilmington	NC	Solar	Intermediate	Yes	6.5
Facility 3716	Wilmington	NC	Solar	Intermediate	Yes	9.2
Facility 3717	Wilmington	NC	Solar	Intermediate	Yes	7.8
Facility 3718	Fletcher	NC	Solar	Intermediate	Yes	6.0
Facility 3719	Apex	NC	Solar	Intermediate	Yes	10.0
Facility 3720	Raleigh	NC	Solar	Intermediate	Yes	7.6
Facility 3721	Fuquay Varina	NC	Solar	Intermediate	Yes	3.8
Facility 3722	Asheville	NC	Solar	Intermediate	Yes	7.6
Facility 3723	Asheville	NC	Solar	Intermediate	Yes	7.6
Facility 3724	Asheville	NC	Solar	Intermediate	Yes	3.0
Facility 3725	Oxford	NC	Solar	Intermediate	Yes	3.5
Facility 3726	Wilmington	NC	Solar	Intermediate	Yes	5.8
Facility 3727	Garner	NC	Solar	Intermediate	Yes	2.4
Facility 3728	Spruce Pine	NC	Solar	Intermediate	Yes	5.0
Facility 3729	Cary	NC	Solar	Intermediate	Yes	6.0
Facility 3730	Apex	NC	Solar	Intermediate	Yes	6.0
Facility 3731	Clayton	NC	Solar	Intermediate	Yes	5.0
Facility 3732	Fuquay Varina	NC	Solar	Intermediate	Yes	11.4
Facility 3733	CANTON	NC	Solar	Intermediate	Yes	7.6
Facility 3734	Waynesville	NC	Solar	Intermediate	Yes	7.6
Facility 3735	Vass	NC	Solar	Intermediate	Yes	7.6
Facility 3736	Asheville	NC	Solar	Intermediate	Yes	6.7
Facility 3737	Wilmington	NC	Solar	Intermediate	Yes	6.5
Facility 3738	Raleigh	NC	Solar	Intermediate	Yes	3.8
Facility 3739	Spruce Pine	NC	Solar	Intermediate	Yes	6.0
Facility 3740	Garner	NC	Solar	Intermediate	Yes	10.0
Facility 3741	APEX	NC	Solar	Intermediate	Yes	11.4
Facility 3742	Asheville	NC	Solar	Intermediate	Yes	7.6
Facility 3743	Black Mountain	NC	Solar	Intermediate	Yes	7.6
Facility 3744	Chapel Hill	NC	Solar	Intermediate	Yes	10.0

***DEP Non-Utility Generator Listing - North Carolina  
as of July 31, 2019***

<b>NORTH CAROLINA GENERATORS:</b>						
<b>Facility Name:</b>	<b>City/County:</b>	<b>State:</b>	<b>Primary Fuel Type:</b>	<b>Designation:</b>	<b>Inclusion in Utility's Resources:</b>	<b>Capacity (AC kW):</b>
Facility 3745	Fuquay Varina	NC	Solar	Intermediate	Yes	11.4
Facility 3746	Fuquay Varina	NC	Solar	Intermediate	Yes	10.0
Facility 3747	Cary	NC	Solar	Intermediate	Yes	5.0
Facility 3748	Knightdale	NC	Solar	Intermediate	Yes	5.0
Facility 3749	Raleigh	NC	Solar	Intermediate	Yes	3.8
Facility 3750	Morrisville	NC	Solar	Intermediate	Yes	6.0
Facility 3751	Fairview	NC	Solar	Intermediate	Yes	7.6
Facility 3752	Raleigh	NC	Solar	Intermediate	Yes	5.0
Facility 3753	Morrisville	NC	Solar	Intermediate	Yes	5.0
Facility 3754	LILLINGTON	NC	Solar	Intermediate	Yes	11.4
Facility 3755	Grimesland	NC	Solar	Intermediate	Yes	6.0
Facility 3756	Benson	NC	Solar	Intermediate	Yes	5.1
Facility 3757	Pittsboro	NC	Solar	Intermediate	Yes	9.0
Facility 3758	Wilmington	NC	Solar	Intermediate	Yes	7.4
Facility 3759	Lillington	NC	Solar	Intermediate	Yes	7.6
Facility 3760	Black Mountain	NC	Solar	Intermediate	Yes	5.0
Facility 3761	Lillington	NC	Solar	Intermediate	Yes	7.6
Facility 3762	Chapel Hill	NC	Solar	Intermediate	Yes	6.0
Facility 3763	Raleigh	NC	Solar	Intermediate	Yes	6.0
Facility 3764	Waynesville	NC	Solar	Intermediate	Yes	7.6
Facility 3765	Black Mtn	NC	Solar	Intermediate	Yes	3.7
Facility 3766	Fuquay Varina	NC	Solar	Intermediate	Yes	7.6
Facility 3767	Southern Pnes	NC	Solar	Intermediate	Yes	10.0
Facility 3768	Raleigh	NC	Solar	Intermediate	Yes	6.0
Facility 3769	Apex	NC	Solar	Intermediate	Yes	11.4
Facility 3770	Garner	NC	Solar	Intermediate	Yes	7.6
Facility 3771	MORRISVILLE	NC	Solar	Intermediate	Yes	7.6
Facility 3772	Raeford	NC	Solar	Intermediate	Yes	6.0
Facility 3773	Raleigh	NC	Solar	Intermediate	Yes	6.0
Facility 3774	Elm City	NC	Solar	Intermediate	Yes	3.8
Facility 3775	Raleigh	NC	Solar	Intermediate	Yes	9.9
Facility 3776	PITTSBORO	NC	Solar	Intermediate	Yes	10.0
Facility 3777	Fuquay Varina	NC	Solar	Intermediate	Yes	3.8
Facility 3778	Morrisville	NC	Solar	Intermediate	Yes	7.6
Facility 3779	Sanford	NC	Solar	Intermediate	Yes	3.3
Facility 3780	Apex	NC	Solar	Intermediate	Yes	10.0

***DEP Non-Utility Generator Listing - North Carolina  
as of July 31, 2019***

<b>NORTH CAROLINA GENERATORS:</b>						
<b>Facility Name:</b>	<b>City/County:</b>	<b>State:</b>	<b>Primary Fuel Type:</b>	<b>Designation:</b>	<b>Inclusion in Utility's Resources:</b>	<b>Capacity (AC kW):</b>
Facility 3781	Clayton	NC	Solar	Intermediate	Yes	6.0
Facility 3782	Waynesville	NC	Solar	Intermediate	Yes	3.0
Facility 3783	Asheboro	NC	Solar	Intermediate	Yes	3.3
Facility 3784	Jacksonville	NC	Solar	Intermediate	Yes	5.0
Facility 3785	Hampstead	NC	Solar	Intermediate	Yes	7.6
Facility 3786	Asheville	NC	Solar	Intermediate	Yes	10.0
Facility 3787	Fuquay Varina	NC	Solar	Intermediate	Yes	11.6
Facility 3788	Pikeville	NC	Solar	Intermediate	Yes	3.7
Facility 3789	Pikeville	NC	Solar	Intermediate	Yes	5.0
Facility 3790	Asheville	NC	Solar	Intermediate	Yes	19.0
Facility 3791	Wilmington	NC	Solar	Intermediate	Yes	11.2
Facility 3792	Leicester	NC	Solar	Intermediate	Yes	12.0
Facility 3793	Raleigh	NC	Solar	Intermediate	Yes	6.0
Facility 3794	Swannanoa	NC	Solar	Intermediate	Yes	5.0
Facility 3795	Clayton	NC	Solar	Intermediate	Yes	7.6
Facility 3796	Raleigh	NC	Solar	Intermediate	Yes	7.6
Facility 3797	Jacksonville	NC	Solar	Intermediate	Yes	5.0
Facility 3798	Raleigh	NC	Solar	Intermediate	Yes	6.0
Facility 3799	Holly Springs	NC	Solar	Intermediate	Yes	6.0
Facility 3800	Aberdeen	NC	Solar	Intermediate	Yes	7.6
Facility 3801	CARY	NC	Solar	Intermediate	Yes	7.6
Facility 3802	LILLINGTON	NC	Solar	Intermediate	Yes	7.6
Facility 3803	Holly Springs	NC	Solar	Intermediate	Yes	7.6
Facility 3804	Raleigh	NC	Solar	Intermediate	Yes	11.4
Facility 3805	Raleigh	NC	Solar	Intermediate	Yes	10.0
Facility 3806	Cary	NC	Solar	Intermediate	Yes	5.0
Facility 3807	Cameron	NC	Solar	Intermediate	Yes	3.3
Facility 3808	Apex	NC	Solar	Intermediate	Yes	2.9
Facility 3809	Semora	NC	Solar	Intermediate	Yes	7.6
Facility 3810	Williston	NC	Solar	Intermediate	Yes	10.0
Facility 3811	Garner	NC	Solar	Intermediate	Yes	3.8
Facility 3812	Wendell	NC	Solar	Intermediate	Yes	10.0
Facility 3813	Asheville	NC	Solar	Intermediate	Yes	3.8
Facility 3814	Alexander	NC	Solar	Intermediate	Yes	12.0
Facility 3815	Asheville	NC	Solar	Intermediate	Yes	3.0
Facility 3816	Raleigh	NC	Solar	Intermediate	Yes	7.6



Duke Energy Progress  
Integrated Resource Plan  
Update Report  
Non-Utility Generator Facilities

***DEP Non-Utility Generator Listing - North Carolina  
as of July 31, 2019***

<b>NORTH CAROLINA GENERATORS:</b>						
<b>Facility Name:</b>	<b>City/County:</b>	<b>State:</b>	<b>Primary Fuel Type:</b>	<b>Designation:</b>	<b>Inclusion in Utility's Resources:</b>	<b>Capacity (AC kW):</b>
Facility 3817	Asheville	NC	Solar	Intermediate	Yes	3.0
Facility 3818	Candler	NC	Solar	Intermediate	Yes	6.0
Facility 3819	Pittsboro	NC	Solar	Intermediate	Yes	3.7
Facility 3820	Goldsboro	NC	Solar	Intermediate	Yes	8.0
Facility 3821	Asheville	NC	Solar	Intermediate	Yes	7.6
Facility 3822	Asheville	NC	Solar	Intermediate	Yes	7.3
Facility 3823	Wilmington	NC	Solar	Intermediate	Yes	5.8
Facility 3824	Asheville	NC	Solar	Intermediate	Yes	7.7
Facility 3825	Asheville	NC	Solar	Intermediate	Yes	7.6
Facility 3826	Raleigh	NC	Solar	Intermediate	Yes	6.0
Facility 3827	Candler	NC	Solar	Intermediate	Yes	7.6
Facility 3828	Cary	NC	Solar	Intermediate	Yes	6.0
Facility 3829	Cary	NC	Solar	Intermediate	Yes	3.1
Facility 3830	Raleigh	NC	Solar	Intermediate	Yes	6.0
Facility 3831	Asheville	NC	Solar	Intermediate	Yes	3.4
Facility 3832	Fairview	NC	Solar	Intermediate	Yes	10.6
Facility 3833	Asheville	NC	Solar	Intermediate	Yes	7.6
Facility 3834	Raleigh	NC	Solar	Intermediate	Yes	4.1
Facility 3835	Kenly	NC	Solar	Intermediate	Yes	7.7
Facility 3836	Fuquay Varina	NC	Solar	Intermediate	Yes	10.0
Facility 3837	Cary	NC	Solar	Intermediate	Yes	3.5
Facility 3838	GOLDSBORO	NC	Solar	Intermediate	Yes	5.0
Facility 3839	Asheville	NC	Solar	Intermediate	Yes	3.0
Facility 3840	Raleigh	NC	Solar	Intermediate	Yes	28.0
Facility 3841	Pittsboro	NC	Solar	Intermediate	Yes	6.0
Facility 3842	Hope Mills	NC	Solar	Intermediate	Yes	11.4
Facility 3843	MORRISVILLE	NC	Solar	Intermediate	Yes	7.6
Facility 3844	Clayton	NC	Solar	Intermediate	Yes	6.0
Facility 3845	Holly Springs	NC	Solar	Intermediate	Yes	6.0
Facility 3846	Siler City	NC	Solar	Intermediate	Yes	11.4
Facility 3847	Sanford	NC	Solar	Intermediate	Yes	7.6
Facility 3848	Raleigh	NC	Solar	Intermediate	Yes	3.8
Facility 3849	Weaverville	NC	Solar	Intermediate	Yes	6.0
Facility 3850	Raleigh	NC	Solar	Intermediate	Yes	5.0
Facility 3851	Fairview	NC	Solar	Intermediate	Yes	7.6
Facility 3852	Louisburg	NC	Solar	Intermediate	Yes	6.0



Duke Energy Progress  
Integrated Resource Plan  
Update Report  
Non-Utility Generator Facilities

***DEP Non-Utility Generator Listing - North Carolina  
as of July 31, 2019***

<b>NORTH CAROLINA GENERATORS:</b>						
<b>Facility Name:</b>	<b>City/County:</b>	<b>State:</b>	<b>Primary Fuel Type:</b>	<b>Designation:</b>	<b>Inclusion in Utility's Resources:</b>	<b>Capacity (AC kW):</b>
Facility 3853	Fuquay-Varina	NC	Solar	Intermediate	Yes	11.4
Facility 3854	Wilmington	NC	Solar	Intermediate	Yes	5.0
Facility 3855	Holly Springs	NC	Solar	Intermediate	Yes	7.6
Facility 3856	Apex	NC	Solar	Intermediate	Yes	10.0
Facility 3857	Fletcher	NC	Solar	Intermediate	Yes	3.8
Facility 3858	Oxford	NC	Solar	Intermediate	Yes	6.0
Facility 3859	Wilmington	NC	Solar	Intermediate	Yes	5.0
Facility 3860	Garner	NC	Solar	Intermediate	Yes	7.6
Facility 3861	Canton	NC	Solar	Intermediate	Yes	8.0
Facility 3862	Chapel Hill	NC	Solar	Intermediate	Yes	6.0
Facility 3863	Raleigh	NC	Solar	Intermediate	Yes	6.0
Facility 3864	Fuquay Varina	NC	Solar	Intermediate	Yes	6.0
Facility 3865	Southport	NC	Solar	Intermediate	Yes	5.1
Facility 3866	Wake Forest	NC	Solar	Intermediate	Yes	11.4
Facility 3867	Raleigh	NC	Solar	Intermediate	Yes	10.0
Facility 3868	zebulon	NC	Solar	Intermediate	Yes	10.0
Facility 3869	Holly Springs	NC	Solar	Intermediate	Yes	10.0
Facility 3870	Raleigh	NC	Solar	Intermediate	Yes	7.6
Facility 3871	Cary	NC	Solar	Intermediate	Yes	7.6
Facility 3872	Fuquay Varina	NC	Solar	Intermediate	Yes	6.2
Facility 3873	CARY	NC	Solar	Intermediate	Yes	5.0
Facility 3874	Wilmington	NC	Solar	Intermediate	Yes	10.8
Facility 3875	Four Oaks	NC	Solar	Intermediate	Yes	7.6
Facility 3876	Asheville	NC	Solar	Intermediate	Yes	15.2
Facility 3877	Wilmington	NC	Solar	Intermediate	Yes	6.7
Facility 3878	Southern Pines	NC	Solar	Intermediate	Yes	7.6
Facility 3879	Southern Pines	NC	Solar	Intermediate	Yes	7.6
Facility 3880	Rougemont	NC	Solar	Intermediate	Yes	5.0
Facility 3881	St Pauls	NC	Solar	Intermediate	Yes	6.0
Facility 3882	Sims	NC	Solar	Intermediate	Yes	3.5
Facility 3883	Sanford	NC	Solar	Intermediate	Yes	6.0
Facility 3884	FUQUAY VARINA	NC	Solar	Intermediate	Yes	5.1
Facility 3885	Clayton	NC	Solar	Intermediate	Yes	10.0
Facility 3886	Bailey	NC	Solar	Intermediate	Yes	5.0
Facility 3887	Weaverville	NC	Solar	Intermediate	Yes	5.0
Facility 3888	Kure Beach	NC	Solar	Intermediate	Yes	11.8

***DEP Non-Utility Generator Listing - North Carolina  
as of July 31, 2019***

<b>NORTH CAROLINA GENERATORS:</b>						
<b>Facility Name:</b>	<b>City/County:</b>	<b>State:</b>	<b>Primary Fuel Type:</b>	<b>Designation:</b>	<b>Inclusion in Utility's Resources:</b>	<b>Capacity (AC kW):</b>
Facility 3889	Bahama	NC	Solar	Intermediate	Yes	6.0
Facility 3890	Swannanoa	NC	Solar	Intermediate	Yes	7.6
Facility 3891	Carthage	NC	Solar	Intermediate	Yes	5.0
Facility 3892	Cary	NC	Solar	Intermediate	Yes	7.6
Facility 3893	Fuquay-Varina	NC	Solar	Intermediate	Yes	11.4
Facility 3894	Raleigh	NC	Solar	Intermediate	Yes	7.6
Facility 3895	Erwin	NC	Solar	Intermediate	Yes	3.0
Facility 3896	Holly Springs	NC	Solar	Intermediate	Yes	10.0
Facility 3897	Chapel Hill	NC	Solar	Intermediate	Yes	14.1
Facility 3898	Chinquapin	NC	Solar	Intermediate	Yes	5.6
Facility 3899	Asheville	NC	Solar	Intermediate	Yes	4.3
Facility 3900	Asheville	NC	Solar	Intermediate	Yes	7.3
Facility 3901	Fayetteville	NC	Solar	Intermediate	Yes	10.0
Facility 3902	Cary	NC	Solar	Intermediate	Yes	10.0
Facility 3903	Biltmore Lake	NC	Solar	Intermediate	Yes	5.2
Facility 3904	Pittsboro	NC	Solar	Intermediate	Yes	7.6
Facility 3905	Cary	NC	Solar	Intermediate	Yes	6.0
Facility 3906	Asheville	NC	Solar	Intermediate	Yes	5.0
Facility 3907	Apex	NC	Solar	Intermediate	Yes	5.0
Facility 3908	Candler	NC	Solar	Intermediate	Yes	5.1
Facility 3909	Raleigh	NC	Solar	Intermediate	Yes	7.6
Facility 3910	Raleigh	NC	Solar	Intermediate	Yes	5.0
Facility 3911	Cary	NC	Solar	Intermediate	Yes	6.0
Facility 3912	Cary	NC	Solar	Intermediate	Yes	6.0
Facility 3913	Benson	NC	Solar	Intermediate	Yes	7.6
Facility 3914	Raleigh	NC	Solar	Intermediate	Yes	3.8
Facility 3915	Apex	NC	Solar	Intermediate	Yes	10.0
Facility 3916	CANDLER	NC	Solar	Intermediate	Yes	7.6
Facility 3917	Leland	NC	Solar	Intermediate	Yes	7.7
Facility 3918	Wilmington	NC	Solar	Intermediate	Yes	3.8
Facility 3919	Asheville	NC	Solar	Intermediate	Yes	10.0
Facility 3920	Pittsboro	NC	Solar	Intermediate	Yes	5.0
Facility 3921	Clayton	NC	Solar	Intermediate	Yes	10.0
Facility 3922	Cary	NC	Solar	Intermediate	Yes	6.0
Facility 3923	Fuquay Varina	NC	Solar	Intermediate	Yes	5.0
Facility 3924	Wilmington	NC	Solar	Intermediate	Yes	10.2

***DEP Non-Utility Generator Listing - North Carolina  
as of July 31, 2019***

<b>NORTH CAROLINA GENERATORS:</b>						
<b>Facility Name:</b>	<b>City/County:</b>	<b>State:</b>	<b>Primary Fuel Type:</b>	<b>Designation:</b>	<b>Inclusion in Utility's Resources:</b>	<b>Capacity (AC kW):</b>
Facility 3925	Wilmington	NC	Solar	Intermediate	Yes	7.2
Facility 3926	Leland	NC	Solar	Intermediate	Yes	5.9
Facility 3927	Smithfield	NC	Solar	Intermediate	Yes	15.2
Facility 3928	Raleigh	NC	Solar	Intermediate	Yes	20.0
Facility 3929	Hubert	NC	Solar	Intermediate	Yes	4.2
Facility 3930	Candler	NC	Solar	Intermediate	Yes	6.0
Facility 3931	Bolton	NC	Solar	Intermediate	Yes	4.1
Facility 3932	Raleigh	NC	Solar	Intermediate	Yes	7.6
Facility 3933	Candler	NC	Solar	Intermediate	Yes	5.0
Facility 3934	Raleigh	NC	Solar	Intermediate	Yes	10.0
Facility 3935	Raleigh	NC	Solar	Intermediate	Yes	3.8
Facility 3936	Asheville	NC	Solar	Intermediate	Yes	7.6
Facility 3937	Asheville	NC	Solar	Intermediate	Yes	10.0
Facility 3938	Morrisville	NC	Solar	Intermediate	Yes	7.6
Facility 3939	Chapel Hill	NC	Solar	Intermediate	Yes	6.0
Facility 3940	Asheville	NC	Solar	Intermediate	Yes	11.0
Facility 3941	Smithfield	NC	Solar	Intermediate	Yes	7.6
Facility 3942	Cary	NC	Solar	Intermediate	Yes	3.0
Facility 3943	Raleigh	NC	Solar	Intermediate	Yes	7.6
Facility 3944	Arden	NC	Solar	Intermediate	Yes	7.6
Facility 3945	Holly Springs	NC	Solar	Intermediate	Yes	5.0
Facility 3946	Knightdale	NC	Solar	Intermediate	Yes	3.8
Facility 3947	RALEIGH	NC	Solar	Intermediate	Yes	7.6
Facility 3948	New Bern	NC	Solar	Intermediate	Yes	7.6
Facility 3949	Ernul	NC	Solar	Intermediate	Yes	9.9
Facility 3950	Raleigh	NC	Solar	Intermediate	Yes	3.8
Facility 3951	Fletcher	NC	Solar	Intermediate	Yes	5.0
Facility 3952	LEICESTER	NC	Solar	Intermediate	Yes	5.0
Facility 3953	Zebulon	NC	Solar	Intermediate	Yes	7.6
Facility 3954	ABERDEEN	NC	Solar	Intermediate	Yes	7.6
Facility 3955	Raleigh	NC	Solar	Intermediate	Yes	10.0
Facility 3956	Lillington	NC	Solar	Intermediate	Yes	10.0
Facility 3957	Kinston	NC	Solar	Intermediate	Yes	6.0
Facility 3958	Holly Springs	NC	Solar	Intermediate	Yes	5.0
Facility 3959	Garner	NC	Solar	Intermediate	Yes	11.4
Facility 3960	Raleigh	NC	Solar	Intermediate	Yes	7.6

***DEP Non-Utility Generator Listing - North Carolina  
as of July 31, 2019***

<b>NORTH CAROLINA GENERATORS:</b>						
<b>Facility Name:</b>	<b>City/County:</b>	<b>State:</b>	<b>Primary Fuel Type:</b>	<b>Designation:</b>	<b>Inclusion in Utility's Resources:</b>	<b>Capacity (AC kW):</b>
Facility 3961	Garner	NC	Solar	Intermediate	Yes	10.0
Facility 3962	Leicester	NC	Solar	Intermediate	Yes	6.0
Facility 3963	Pittsboro	NC	Solar	Intermediate	Yes	17.5
Facility 3964	Benson	NC	Solar	Intermediate	Yes	3.8
Facility 3965	Candler	NC	Solar	Intermediate	Yes	3.5
Facility 3966	ASHEVILLE	NC	Solar	Intermediate	Yes	7.6
Facility 3967	Manson	NC	Solar	Intermediate	Yes	12.0
Facility 3968	Raleigh	NC	Solar	Intermediate	Yes	7.0
Facility 3969	Holly Springs	NC	Solar	Intermediate	Yes	3.7
Facility 3970	Raleigh	NC	Solar	Intermediate	Yes	10.0
Facility 3971	Cary	NC	Solar	Intermediate	Yes	3.8
Facility 3972	Cary	NC	Solar	Intermediate	Yes	6.0
Facility 3973	Raleigh	NC	Solar	Intermediate	Yes	8.0
Facility 3974	Holly Springs	NC	Solar	Intermediate	Yes	7.6
Facility 3975	Spruce Pine	NC	Solar	Intermediate	Yes	1.0
Facility 3976	Holly Springs	NC	Solar	Intermediate	Yes	7.6
Facility 3977	Garner	NC	Solar	Intermediate	Yes	10.0
Facility 3978	Asheville	NC	Solar	Intermediate	Yes	6.0
Facility 3979	Raleigh	NC	Solar	Intermediate	Yes	5.2
Facility 3980	Cary	NC	Solar	Intermediate	Yes	7.6
Facility 3981	Raleigh	NC	Solar	Intermediate	Yes	7.6
Facility 3982	Knightdale	NC	Solar	Intermediate	Yes	3.8
Facility 3983	Raleigh	NC	Solar	Intermediate	Yes	3.8
Facility 3984	Fuquay Varina	NC	Solar	Intermediate	Yes	7.6
Facility 3985	Raleigh	NC	Solar	Intermediate	Yes	3.8
Facility 3986	Clayton	NC	Solar	Intermediate	Yes	5.0
Facility 3987	Morrisville	NC	Solar	Intermediate	Yes	7.6
Facility 3988	Holly Springs	NC	Solar	Intermediate	Yes	5.0
Facility 3989	Raleigh	NC	Solar	Intermediate	Yes	7.6
Facility 3990	Raleigh	NC	Solar	Intermediate	Yes	5.0
Facility 3991	Raleigh	NC	Solar	Intermediate	Yes	6.0
Facility 3992	Raleigh	NC	Solar	Intermediate	Yes	5.0
Facility 3993	Fairview	NC	Solar	Intermediate	Yes	7.6
Facility 3994	Cary	NC	Solar	Intermediate	Yes	10.0
Facility 3995	Cary	NC	Solar	Intermediate	Yes	10.0
Facility 3996	Asheville	NC	Solar	Intermediate	Yes	7.6

***DEP Non-Utility Generator Listing - North Carolina  
as of July 31, 2019***

<b>NORTH CAROLINA GENERATORS:</b>						
<b>Facility Name:</b>	<b>City/County:</b>	<b>State:</b>	<b>Primary Fuel Type:</b>	<b>Designation:</b>	<b>Inclusion in Utility's Resources:</b>	<b>Capacity (AC kW):</b>
Facility 3997	Asheville	NC	Solar	Intermediate	Yes	11.4
Facility 3998	Raleigh	NC	Solar	Intermediate	Yes	10.0
Facility 3999	Raleigh	NC	Solar	Intermediate	Yes	3.8
Facility 4000	Knightdale	NC	Solar	Intermediate	Yes	6.0
Facility 4001	Angier	NC	Solar	Intermediate	Yes	7.6
Facility 4002	Raleigh	NC	Solar	Intermediate	Yes	5.0
Facility 4003	FLETCHER	NC	Solar	Intermediate	Yes	7.6
Facility 4004	Mount olive	NC	Solar	Intermediate	Yes	7.6
Facility 4005	Wilmington	NC	Solar	Intermediate	Yes	7.6
Facility 4006	Morehead City	NC	Solar	Intermediate	Yes	5.0
Facility 4007	Henderson	NC	Solar	Intermediate	Yes	7.6
Facility 4008	Lake Junaluska	NC	Solar	Intermediate	Yes	5.0
Facility 4009	BLACK MTN	NC	Solar	Intermediate	Yes	10.0
Facility 4010	Raleigh	NC	Solar	Intermediate	Yes	3.8
Facility 4011	Garner	NC	Solar	Intermediate	Yes	8.6
Facility 4012	Pittsboro	NC	Solar	Intermediate	Yes	7.6
Facility 4013	Swannanoa	NC	Solar	Intermediate	Yes	5.0
Facility 4014	Cary	NC	Solar	Intermediate	Yes	5.0
Facility 4015	Fletcher	NC	Solar	Intermediate	Yes	10.0
Facility 4016	Fletcher	NC	Solar	Intermediate	Yes	7.6
Facility 4017	Cary	NC	Solar	Intermediate	Yes	10.0
Facility 4018	Cary	NC	Solar	Intermediate	Yes	10.0
Facility 4019	Willow Spring	NC	Solar	Intermediate	Yes	6.0
Facility 4020	Sanford	NC	Solar	Intermediate	Yes	5.0
Facility 4021	Apex	NC	Solar	Intermediate	Yes	11.4
Facility 4022	Benson	NC	Solar	Intermediate	Yes	3.7
Facility 4023	Raleigh	NC	Solar	Intermediate	Yes	10.0
Facility 4024	Apex	NC	Solar	Intermediate	Yes	10.0
Facility 4025	FLETCHER	NC	Solar	Intermediate	Yes	3.8
Facility 4026	Raleigh	NC	Solar	Intermediate	Yes	5.0
Facility 4027	Henderson	NC	Solar	Intermediate	Yes	5.0
Facility 4028	Wilmington	NC	Solar	Intermediate	Yes	7.6
Facility 4029	Leland	NC	Solar	Intermediate	Yes	3.8
Facility 4030	Wilmington	NC	Solar	Intermediate	Yes	7.6
Facility 4031	HOLLY SPRINGS	NC	Solar	Intermediate	Yes	6.0
Facility 4032	Raleigh	NC	Solar	Intermediate	Yes	11.4

***DEP Non-Utility Generator Listing - North Carolina  
as of July 31, 2019***

<b>NORTH CAROLINA GENERATORS:</b>						
<b>Facility Name:</b>	<b>City/County:</b>	<b>State:</b>	<b>Primary Fuel Type:</b>	<b>Designation:</b>	<b>Inclusion in Utility's Resources:</b>	<b>Capacity (AC kW):</b>
Facility 4033	Clayton	NC	Solar	Intermediate	Yes	11.4
Facility 4034	Hope Mills	NC	Solar	Intermediate	Yes	13.6
Facility 4035	Raleigh	NC	Solar	Intermediate	Yes	6.0
Facility 4036	Selma	NC	Solar	Intermediate	Yes	12.0
Facility 4037	Garner	NC	Solar	Intermediate	Yes	11.4
Facility 4038	CLAYTON	NC	Solar	Intermediate	Yes	3.8
Facility 4039	New Bern	NC	Solar	Intermediate	Yes	7.6
Facility 4040	PRINCETON	NC	Solar	Intermediate	Yes	5.1
Facility 4041	Morehead City	NC	Solar	Intermediate	Yes	10.0
Facility 4042	CANTON	NC	Solar	Intermediate	Yes	3.8
Facility 4043	CLAYTON	NC	Solar	Intermediate	Yes	5.1
Facility 4044	Clayton	NC	Solar	Intermediate	Yes	5.0
Facility 4045	Fairview	NC	Solar	Intermediate	Yes	7.6
Facility 4046	Fairview	NC	Solar	Intermediate	Yes	5.1
Facility 4047	Knightdale	NC	Solar	Intermediate	Yes	6.0
Facility 4048	Hope Mills	NC	Solar	Intermediate	Yes	3.7
Facility 4049	Cary	NC	Solar	Intermediate	Yes	6.0
Facility 4050	Raleigh	NC	Solar	Intermediate	Yes	7.6
Facility 4051	Polkton	NC	Solar	Intermediate	Yes	4.0
Facility 4052	Pittsboro	NC	Solar	Intermediate	Yes	6.0
Facility 4053	Lillington	NC	Solar	Intermediate	Yes	10.0
Facility 4054	Raleigh	NC	Solar	Intermediate	Yes	10.0
Facility 4055	Gerton	NC	Solar	Intermediate	Yes	17.5
Facility 4056	Clayton	NC	Solar	Intermediate	Yes	5.1
Facility 4057	Roxboro	NC	Solar	Intermediate	Yes	11.4
Facility 4058	Raleigh	NC	Solar	Intermediate	Yes	10.0
Facility 4059	Hope Mills	NC	Solar	Intermediate	Yes	10.0
Facility 4060	Fuquay Varina	NC	Solar	Intermediate	Yes	7.6
Facility 4061	raleigh	NC	Solar	Intermediate	Yes	10.0
Facility 4062	Holly Springs	NC	Solar	Intermediate	Yes	6.0
Facility 4063	Fuquay Varina	NC	Solar	Intermediate	Yes	11.4
Facility 4064	Asheville	NC	Solar	Intermediate	Yes	7.6
Facility 4065	Asheville	NC	Solar	Intermediate	Yes	5.2
Facility 4066	Sanford	NC	Solar	Intermediate	Yes	10.0
Facility 4067	Clayton	NC	Solar	Intermediate	Yes	5.0
Facility 4068	RAMSEUR	NC	Solar	Intermediate	Yes	7.6

***DEP Non-Utility Generator Listing - North Carolina  
as of July 31, 2019***

<b>NORTH CAROLINA GENERATORS:</b>						
<b>Facility Name:</b>	<b>City/County:</b>	<b>State:</b>	<b>Primary Fuel Type:</b>	<b>Designation:</b>	<b>Inclusion in Utility's Resources:</b>	<b>Capacity (AC kW):</b>
Facility 4069	Garner	NC	Solar	Intermediate	Yes	3.8
Facility 4070	Garner	NC	Solar	Intermediate	Yes	3.8
Facility 4071	NEW BERN	NC	Solar	Intermediate	Yes	7.6
Facility 4072	Jacksonville	NC	Solar	Intermediate	Yes	7.6
Facility 4073	Holly Springs	NC	Solar	Intermediate	Yes	5.0
Facility 4074	Fuquay Varina	NC	Solar	Intermediate	Yes	7.6
Facility 4075	Sims	NC	Solar	Intermediate	Yes	6.0
Facility 4076	New Hill	NC	Solar	Intermediate	Yes	7.6
Facility 4077	Morrisville	NC	Solar	Intermediate	Yes	7.6
Facility 4078	Raleigh	NC	Solar	Intermediate	Yes	10.0
Facility 4079	Asheville	NC	Solar	Intermediate	Yes	7.6
Facility 4080	FLETCHER	NC	Solar	Intermediate	Yes	5.0
Facility 4081	Raleigh	NC	Solar	Intermediate	Yes	7.6
Facility 4082	Chapel Hill	NC	Solar	Intermediate	Yes	7.6
Facility 4083	Sanford	NC	Solar	Intermediate	Yes	7.6
Facility 4084	New Bern	NC	Solar	Intermediate	Yes	9.9
Facility 4085	Jacksonville	NC	Solar	Intermediate	Yes	5.0
Facility 4086	Raleigh	NC	Solar	Intermediate	Yes	10.0
Facility 4087	Goldsboro	NC	Solar	Intermediate	Yes	3.8
Facility 4088	Aberdeen	NC	Solar	Intermediate	Yes	16.8
Facility 4089	Wilmington	NC	Solar	Intermediate	Yes	6.0
Facility 4090	Raleigh	NC	Solar	Intermediate	Yes	3.0
Facility 4091	Sanford	NC	Solar	Intermediate	Yes	3.8
Facility 4092	Hope Mills	NC	Solar	Intermediate	Yes	3.7
Facility 4093	Yanceyville	NC	Solar	Intermediate	Yes	7.6
Facility 4094	Grifton	NC	Solar	Intermediate	Yes	3.8
Facility 4095	Raleigh	NC	Solar	Intermediate	Yes	9.0
Facility 4096	Sanford	NC	Solar	Intermediate	Yes	7.6
Facility 4097	PARKTON	NC	Solar	Intermediate	Yes	7.6
Facility 4098	West End	NC	Solar	Intermediate	Yes	20.0
Facility 4099	ARDEN	NC	Solar	Intermediate	Yes	11.4
Facility 4100	Cary	NC	Solar	Intermediate	Yes	3.0
Facility 4101	Wendell	NC	Solar	Intermediate	Yes	6.0
Facility 4102	Holly Springs	NC	Solar	Intermediate	Yes	3.7
Facility 4103	ASHEVILLE	NC	Solar	Intermediate	Yes	3.8
Facility 4104	Candler	NC	Solar	Intermediate	Yes	5.0



***DEP Non-Utility Generator Listing - North Carolina  
as of July 31, 2019***

<b>NORTH CAROLINA GENERATORS:</b>						
<b>Facility Name:</b>	<b>City/County:</b>	<b>State:</b>	<b>Primary Fuel Type:</b>	<b>Designation:</b>	<b>Inclusion in Utility's Resources:</b>	<b>Capacity (AC kW):</b>
Facility 4105	Raleigh	NC	Solar	Intermediate	Yes	10.0
Facility 4106	Garner	NC	Solar	Intermediate	Yes	5.0
Facility 4107	Raleigh	NC	Solar	Intermediate	Yes	7.6
Facility 4108	Holly Springs	NC	Solar	Intermediate	Yes	6.0
Facility 4109	Pittsboro	NC	Solar	Intermediate	Yes	5.0
Facility 4110	Knightdale	NC	Solar	Intermediate	Yes	5.1
Facility 4111	Fuquay Varina	NC	Solar	Intermediate	Yes	6.0
Facility 4112	RALEIGH	NC	Solar	Intermediate	Yes	11.4
Facility 4113	Asheville	NC	Solar	Intermediate	Yes	3.8
Facility 4114	Wilmington	NC	Solar	Intermediate	Yes	9.5
Facility 4115	NASHVILLE	NC	Solar	Intermediate	Yes	15.2
Facility 4116	Asheville	NC	Solar	Intermediate	Yes	5.2
Facility 4117	Bailey	NC	Solar	Intermediate	Yes	7.6
Facility 4118	Raleigh	NC	Solar	Intermediate	Yes	7.6
Facility 4119	West End	NC	Solar	Intermediate	Yes	5.0
Facility 4120	Fuquay Varina	NC	Solar	Intermediate	Yes	5.0
Facility 4121	Selma	NC	Solar	Intermediate	Yes	10.0
Facility 4122	Weaverville	NC	Solar	Intermediate	Yes	6.0
Facility 4123	NEWPORT	NC	Solar	Intermediate	Yes	5.0
Facility 4124	Chapel Hill	NC	Solar	Intermediate	Yes	13.0
Facility 4125	Pittsboro	NC	Solar	Intermediate	Yes	7.2
Facility 4126	FLETCHER	NC	Solar	Intermediate	Yes	5.0
Facility 4127	FLETCHER	NC	Solar	Intermediate	Yes	3.8
Facility 4128	Erwin	NC	Solar	Intermediate	Yes	10.0
Facility 4129	Asheville	NC	Solar	Intermediate	Yes	7.6
Facility 4130	Morehead City	NC	Solar	Intermediate	Yes	2.4
Facility 4131	Sanford	NC	Solar	Intermediate	Yes	3.8
Facility 4132	APEX	NC	Solar	Intermediate	Yes	7.6
Facility 4133	Angier	NC	Solar	Intermediate	Yes	3.8
Facility 4134	Fuquay Varina	NC	Solar	Intermediate	Yes	3.8
Facility 4135	Cary	NC	Solar	Intermediate	Yes	3.8
Facility 4136	HOLLY SPRINGS	NC	Solar	Intermediate	Yes	7.6
Facility 4137	Raleigh	NC	Solar	Intermediate	Yes	7.6
Facility 4138	Wake Forest	NC	Solar	Intermediate	Yes	10.0
Facility 4139	Southern Pines	NC	Solar	Intermediate	Yes	15.2
Facility 4140	Jacksonville	NC	Solar	Intermediate	Yes	10.0



Duke Energy Progress  
Integrated Resource Plan  
Update Report  
Non-Utility Generator Facilities

***DEP Non-Utility Generator Listing - North Carolina  
as of July 31, 2019***

<b>NORTH CAROLINA GENERATORS:</b>						
<b>Facility Name:</b>	<b>City/County:</b>	<b>State:</b>	<b>Primary Fuel Type:</b>	<b>Designation:</b>	<b>Inclusion in Utility's Resources:</b>	<b>Capacity (AC kW):</b>
Facility 4141	Asheville	NC	Solar	Intermediate	Yes	7.6
Facility 4142	Smithfield	NC	Solar	Intermediate	Yes	4.0
Facility 4143	Morrisville	NC	Solar	Intermediate	Yes	3.8
Facility 4144	Chapel Hill	NC	Solar	Intermediate	Yes	11.4
Facility 4145	Raleigh	NC	Solar	Intermediate	Yes	7.6
Facility 4146	Raleigh	NC	Solar	Intermediate	Yes	3.1
Facility 4147	Raleigh	NC	Solar	Intermediate	Yes	6.0
Facility 4148	Dudley	NC	Solar	Intermediate	Yes	7.6
Facility 4149	Leland	NC	Solar	Intermediate	Yes	7.0
Facility 4150	Asheville	NC	Solar	Intermediate	Yes	10.0
Facility 4151	Raleigh	NC	Solar	Intermediate	Yes	3.0
Facility 4152	Kinston	NC	Solar	Intermediate	Yes	3.8
Facility 4153	Bunn Level	NC	Solar	Intermediate	Yes	6.0
Facility 4154	Raleigh	NC	Solar	Intermediate	Yes	2.5
Facility 4155	Cary	NC	Solar	Intermediate	Yes	5.0
Facility 4156	Hope Mills	NC	Solar	Intermediate	Yes	5.0
Facility 4157	Apex	NC	Solar	Intermediate	Yes	10.0
Facility 4158	Asheville	NC	Solar	Intermediate	Yes	3.8
Facility 4159	Cary	NC	Solar	Intermediate	Yes	10.0
Facility 4160	Cary	NC	Solar	Intermediate	Yes	10.0
Facility 4161	Cary	NC	Solar	Intermediate	Yes	10.0
Facility 4162	GOLDSBORO	NC	Solar	Intermediate	Yes	7.6
Facility 4163	KINSTON	NC	Solar	Intermediate	Yes	5.0
Facility 4164	Freemont	NC	Solar	Intermediate	Yes	5.3
Facility 4165	Asheville	NC	Solar	Intermediate	Yes	7.6
Facility 4166	FLETCHER	NC	Solar	Intermediate	Yes	10.0
Facility 4167	Asheville	NC	Solar	Intermediate	Yes	4.0
Facility 4168	Vanceboro	NC	Solar	Intermediate	Yes	3.8
Facility 4169	Pittsboro	NC	Solar	Intermediate	Yes	4.1
Facility 4170	Apex	NC	Solar	Intermediate	Yes	5.5
Facility 4171	Morrisville	NC	Solar	Intermediate	Yes	3.8
Facility 4172	Clayton	NC	Solar	Intermediate	Yes	10.0
Facility 4173	Raleigh	NC	Solar	Intermediate	Yes	3.8
Facility 4174	Knightdale	NC	Solar	Intermediate	Yes	6.0
Facility 4175	Raleigh	NC	Solar	Intermediate	Yes	7.6
Facility 4176	Fuquay Varina	NC	Solar	Intermediate	Yes	7.6

***DEP Non-Utility Generator Listing - North Carolina  
as of July 31, 2019***

<b>NORTH CAROLINA GENERATORS:</b>						
<b>Facility Name:</b>	<b>City/County:</b>	<b>State:</b>	<b>Primary Fuel Type:</b>	<b>Designation:</b>	<b>Inclusion in Utility's Resources:</b>	<b>Capacity (AC kW):</b>
Facility 4177	Henderson	NC	Solar	Intermediate	Yes	7.6
Facility 4178	Raleigh	NC	Solar	Intermediate	Yes	15.2
Facility 4179	Spruce Pine	NC	Solar	Intermediate	Yes	3.8
Facility 4180	Raleigh	NC	Solar	Intermediate	Yes	6.0
Facility 4181	Raleigh	NC	Solar	Intermediate	Yes	3.0
Facility 4182	Raleigh	NC	Solar	Intermediate	Yes	3.4
Facility 4183	Morrisville	NC	Solar	Intermediate	Yes	5.3
Facility 4184	Weaverville	NC	Solar	Intermediate	Yes	7.6
Facility 4185	Fletcher	NC	Solar	Intermediate	Yes	7.6
Facility 4186	Moncure	NC	Solar	Intermediate	Yes	5.1
Facility 4187	St Pauls	NC	Solar	Intermediate	Yes	5.0
Facility 4188	Cary	NC	Solar	Intermediate	Yes	6.0
Facility 4189	Cary	NC	Solar	Intermediate	Yes	15.2
Facility 4190	Cary	NC	Solar	Intermediate	Yes	7.6
Facility 4191	Raleigh	NC	Solar	Intermediate	Yes	5.0
Facility 4192	Weaverville	NC	Solar	Intermediate	Yes	7.6
Facility 4193	Dunn	NC	Solar	Intermediate	Yes	10.0
Facility 4194	Apex	NC	Solar	Intermediate	Yes	10.0
Facility 4195	Raleigh	NC	Solar	Intermediate	Yes	6.0
Facility 4196	Wilmington	NC	Solar	Intermediate	Yes	5.0
Facility 4197	Asheville	NC	Solar	Intermediate	Yes	7.0
Facility 4198	Raleigh	NC	Solar	Intermediate	Yes	4.2
Facility 4199	Garner	NC	Solar	Intermediate	Yes	7.6
Facility 4200	Asheville	NC	Solar	Intermediate	Yes	5.0
Facility 4201	Willow Springs	NC	Solar	Intermediate	Yes	15.2
Facility 4202	Fuquay Varina	NC	Solar	Intermediate	Yes	10.0
Facility 4203	Louisburg	NC	Solar	Intermediate	Yes	7.6
Facility 4204	Asheville	NC	Solar	Intermediate	Yes	15.2
Facility 4205	Siler City	NC	Solar	Intermediate	Yes	7.6
Facility 4206	Fuquay Varina	NC	Solar	Intermediate	Yes	6.0
Facility 4207	Southern Pines	NC	Solar	Intermediate	Yes	8.4
Facility 4208	Asheboro	NC	Solar	Intermediate	Yes	11.4
Facility 4209	Lillington	NC	Solar	Intermediate	Yes	7.6
Facility 4210	Kinston	NC	Solar	Intermediate	Yes	5.0
Facility 4211	Holly Springs	NC	Solar	Intermediate	Yes	8.4
Facility 4212	Roxboro	NC	Solar	Intermediate	Yes	6.6

***DEP Non-Utility Generator Listing - North Carolina  
as of July 31, 2019***

<b>NORTH CAROLINA GENERATORS:</b>						
<b>Facility Name:</b>	<b>City/County:</b>	<b>State:</b>	<b>Primary Fuel Type:</b>	<b>Designation:</b>	<b>Inclusion in Utility's Resources:</b>	<b>Capacity (AC kW):</b>
Facility 4213	Asheboro	NC	Solar	Intermediate	Yes	6.0
Facility 4214	Black Mountain	NC	Solar	Intermediate	Yes	6.0
Facility 4215	Raleigh	NC	Solar	Intermediate	Yes	4.3
Facility 4216	Raleigh	NC	Solar	Intermediate	Yes	3.8
Facility 4217	Garner	NC	Solar	Intermediate	Yes	6.0
Facility 4218	Knightdale	NC	Solar	Intermediate	Yes	3.8
Facility 4219	Clayton	NC	Solar	Intermediate	Yes	7.6
Facility 4220	Raleigh	NC	Solar	Intermediate	Yes	5.5
Facility 4221	Raleigh	NC	Solar	Intermediate	Yes	3.1
Facility 4222	Morrisville	NC	Solar	Intermediate	Yes	10.0
Facility 4223	Asheville	NC	Solar	Intermediate	Yes	5.0
Facility 4224	Weaverville	NC	Solar	Intermediate	Yes	10.0
Facility 4225	Asheville	NC	Solar	Intermediate	Yes	10.0
Facility 4226	Asheville	NC	Solar	Intermediate	Yes	6.0
Facility 4227	Raleigh	NC	Solar	Intermediate	Yes	9.4
Facility 4228	Benson	NC	Solar	Intermediate	Yes	7.6
Facility 4229	Holly Springs	NC	Solar	Intermediate	Yes	7.7
Facility 4230	Franklinville	NC	Solar	Intermediate	Yes	10.0
Facility 4231	Holly Springs	NC	Solar	Intermediate	Yes	10.6
Facility 4232	Angier	NC	Solar	Intermediate	Yes	6.0
Facility 4233	Raleigh	NC	Solar	Intermediate	Yes	3.1
Facility 4234	Black Mountain	NC	Solar	Intermediate	Yes	10.0
Facility 4235	Fuquay Varina	NC	Solar	Intermediate	Yes	5.5
Facility 4236	Asheville	NC	Solar	Intermediate	Yes	4.1
Facility 4237	Raleigh	NC	Solar	Intermediate	Yes	5.0
Facility 4238	Wendell	NC	Solar	Intermediate	Yes	12.0
Facility 4239	Fairview	NC	Solar	Intermediate	Yes	7.6
Facility 4240	Oxford	NC	Solar	Intermediate	Yes	10.0
Facility 4241	Wrightsville Beach	NC	Solar	Intermediate	Yes	6.5
Facility 4242	Black Mountain	NC	Solar	Intermediate	Yes	4.2
Facility 4243	Wendell	NC	Solar	Intermediate	Yes	7.6
Facility 4244	Raleigh	NC	Solar	Intermediate	Yes	6.2
Facility 4245	Knightdale	NC	Solar	Intermediate	Yes	8.9
Facility 4246	Garner	NC	Solar	Intermediate	Yes	3.0
Facility 4247	Cary	NC	Solar	Intermediate	Yes	8.9
Facility 4248	Raleigh	NC	Solar	Intermediate	Yes	7.4

Duke Energy Progress  
Integrated Resource Plan  
Update Report  
Non-Utility Generator Facilities

***DEP Non-Utility Generator Listing - North Carolina  
as of July 31, 2019***

<b>NORTH CAROLINA GENERATORS:</b>						
<b>Facility Name:</b>	<b>City/County:</b>	<b>State:</b>	<b>Primary Fuel Type:</b>	<b>Designation:</b>	<b>Inclusion in Utility's Resources:</b>	<b>Capacity (AC kW):</b>
Facility 4249	Leland	NC	Solar	Intermediate	Yes	7.6
Facility 4250	Linden	NC	Solar	Intermediate	Yes	7.6
Facility 4251	Asheville	NC	Solar	Intermediate	Yes	7.6
Facility 4252	Asheville	NC	Solar	Intermediate	Yes	10.0
Facility 4253	Leicester	NC	Solar	Intermediate	Yes	7.6
Facility 4254	Waynesville	NC	Solar	Intermediate	Yes	8.7
Facility 4255	Fairview	NC	Solar	Intermediate	Yes	10.0
Facility 4256	Fairview	NC	Solar	Intermediate	Yes	10.0
Facility 4257	Holly Springs	NC	Solar	Intermediate	Yes	6.0
Facility 4258	Garner	NC	Solar	Intermediate	Yes	5.0
Facility 4259	Raleigh	NC	Solar	Intermediate	Yes	5.0
Facility 4260	Cary	NC	Solar	Intermediate	Yes	10.0
Facility 4261	Raleigh	NC	Solar	Intermediate	Yes	7.6
Facility 4262	Weaverville	NC	Solar	Intermediate	Yes	7.6
Facility 4263	Raleigh	NC	Solar	Intermediate	Yes	7.6
Facility 4264	Asheboro	NC	Solar	Intermediate	Yes	3.8
Facility 4265	Southern Pines	NC	Solar	Intermediate	Yes	20.0
Facility 4266	Fuquay-Varina	NC	Solar	Intermediate	Yes	3.7
Facility 4267	Raleigh	NC	Solar	Intermediate	Yes	7.6
Facility 4268	Pinehurst	NC	Solar	Intermediate	Yes	10.1
Facility 4269	Raleigh	NC	Solar	Intermediate	Yes	11.4
Facility 4270	Morrisville	NC	Solar	Intermediate	Yes	7.6
Facility 4271	Carolina Beach	NC	Solar	Intermediate	Yes	7.7
Facility 4272	Raleigh	NC	Solar	Intermediate	Yes	6.0
Facility 4273	Apex	NC	Solar	Intermediate	Yes	7.6
Facility 4274	Raleigh	NC	Solar	Intermediate	Yes	5.0
Facility 4275	Wendell	NC	Solar	Intermediate	Yes	3.0
Facility 4276	RALEIGH	NC	Solar	Intermediate	Yes	6.0
Facility 4277	Fletcher	NC	Solar	Intermediate	Yes	6.0
Facility 4278	Raleigh	NC	Solar	Intermediate	Yes	6.2
Facility 4279	Jacksonville	NC	Solar	Intermediate	Yes	7.2
Facility 4280	Pink Hill	NC	Solar	Intermediate	Yes	9.9
Facility 4281	Vass	NC	Solar	Intermediate	Yes	10.0
Facility 4282	Raleigh	NC	Solar	Intermediate	Yes	5.0
Facility 4283	Raleigh	NC	Solar	Intermediate	Yes	10.0
Facility 4284	Cary	NC	Solar	Intermediate	Yes	7.6

***DEP Non-Utility Generator Listing - North Carolina  
as of July 31, 2019***

<b>NORTH CAROLINA GENERATORS:</b>						
<b>Facility Name:</b>	<b>City/County:</b>	<b>State:</b>	<b>Primary Fuel Type:</b>	<b>Designation:</b>	<b>Inclusion in Utility's Resources:</b>	<b>Capacity (AC kW):</b>
Facility 4285	Rockingham	NC	Solar	Intermediate	Yes	3.8
Facility 4286	Asheville	NC	Solar	Intermediate	Yes	7.6
Facility 4287	Asheville	NC	Solar	Intermediate	Yes	7.6
Facility 4288	Swannanoa	NC	Solar	Intermediate	Yes	10.0
Facility 4289	Asheville	NC	Solar	Intermediate	Yes	7.6
Facility 4290	Raleigh	NC	Solar	Intermediate	Yes	4.3
Facility 4291	Asheville	NC	Solar	Intermediate	Yes	5.2
Facility 4292	Asheville	NC	Solar	Intermediate	Yes	10.0
Facility 4293	FAIRVIEW	NC	Solar	Intermediate	Yes	6.5
Facility 4294	Cary	NC	Solar	Intermediate	Yes	6.0
Facility 4295	Raleigh	NC	Solar	Intermediate	Yes	3.8
Facility 4296	Asheville	NC	Solar	Intermediate	Yes	10.0
Facility 4297	Weaverville	NC	Solar	Intermediate	Yes	5.0
Facility 4298	Gloucester	NC	Solar	Intermediate	Yes	10.0
Facility 4299	Raleigh	NC	Solar	Intermediate	Yes	7.6
Facility 4300	Jacksonville	NC	Solar	Intermediate	Yes	11.4
Facility 4301	Raleigh	NC	Solar	Intermediate	Yes	7.6
Facility 4302	Wake Forest	NC	Solar	Intermediate	Yes	15.2
Facility 4303	Wendell	NC	Solar	Intermediate	Yes	11.4
Facility 4304	Linden	NC	Solar	Intermediate	Yes	5.0
Facility 4305	Sanford	NC	Solar	Intermediate	Yes	7.6
Facility 4306	Asheville	NC	Solar	Intermediate	Yes	7.6
Facility 4307	Holly Springs	NC	Solar	Intermediate	Yes	6.0
Facility 4308	Chapel Hill	NC	Solar	Intermediate	Yes	10.0
Facility 4309	Raleigh	NC	Solar	Intermediate	Yes	7.6
Facility 4310	Manson	NC	Solar	Intermediate	Yes	7.6
Facility 4311	Asheville	NC	Solar	Intermediate	Yes	3.8
Facility 4312	Knightdale	NC	Solar	Intermediate	Yes	7.6
Facility 4313	Garner	NC	Solar	Intermediate	Yes	11.4
Facility 4314	Chapel Hill	NC	Solar	Intermediate	Yes	6.0
Facility 4315	Wendell	NC	Solar	Intermediate	Yes	7.6
Facility 4316	Raleigh	NC	Solar	Intermediate	Yes	11.4
Facility 4317	Cary	NC	Solar	Intermediate	Yes	7.6
Facility 4318	Pittsboro	NC	Solar	Intermediate	Yes	7.6
Facility 4319	Raleigh	NC	Solar	Intermediate	Yes	7.6
Facility 4320	Raleigh	NC	Solar	Intermediate	Yes	10.0

Duke Energy Progress  
Integrated Resource Plan  
Update Report  
Non-Utility Generator Facilities

***DEP Non-Utility Generator Listing - North Carolina  
as of July 31, 2019***

<b>NORTH CAROLINA GENERATORS:</b>						
<b>Facility Name:</b>	<b>City/County:</b>	<b>State:</b>	<b>Primary Fuel Type:</b>	<b>Designation:</b>	<b>Inclusion in Utility's Resources:</b>	<b>Capacity (AC kW):</b>
Facility 4321	Goldsboro	NC	Solar	Intermediate	Yes	11.4
Facility 4322	Black Mountain	NC	Solar	Intermediate	Yes	5.2
Facility 4323	Whiteville	NC	Solar	Intermediate	Yes	6.0
Facility 4324	Princeton	NC	Solar	Intermediate	Yes	10.0
Facility 4325	Chapel Hill	NC	Solar	Intermediate	Yes	10.0
Facility 4326	CARY	NC	Solar	Intermediate	Yes	10.0
Facility 4327	FUQUAY VARINA	NC	Solar	Intermediate	Yes	10.0
Facility 4328	Wendell	NC	Solar	Intermediate	Yes	6.0
Facility 4329	Chapel Hill	NC	Solar	Intermediate	Yes	10.0
Facility 4330	Wake Forest	NC	Solar	Intermediate	Yes	10.0
Facility 4331	Pittsboro	NC	Solar	Intermediate	Yes	10.0
Facility 4332	Fuquay-Varina	NC	Solar	Intermediate	Yes	11.4
Facility 4333	Fuquay Varina	NC	Solar	Intermediate	Yes	6.0
Facility 4334	Pittsboro	NC	Solar	Intermediate	Yes	13.6
Facility 4335	CARy	NC	Solar	Intermediate	Yes	6.0
Facility 4336	Pittsboro	NC	Solar	Intermediate	Yes	3.8
Facility 4337	Wake Forest	NC	Solar	Intermediate	Yes	18.0
Facility 4338	Raleigh	NC	Solar	Intermediate	Yes	6.0
Facility 4339	Henderson	NC	Solar	Intermediate	Yes	5.1
Facility 4340	Clayton	NC	Solar	Intermediate	Yes	6.0
Facility 4341	New Hill	NC	Solar	Intermediate	Yes	10.0
Facility 4342	Goldston	NC	Solar	Intermediate	Yes	3.8
Facility 4343	Cary	NC	Solar	Intermediate	Yes	7.6
Facility 4344	Smithfield	NC	Solar	Intermediate	Yes	3.8
Facility 4345	Kinston	NC	Solar	Intermediate	Yes	3.8
Facility 4346	Hurdle Mills	NC	Solar	Intermediate	Yes	10.0
Facility 4347	Chapel Hill	NC	Solar	Intermediate	Yes	7.6
Facility 4348	Wilmington	NC	Solar	Intermediate	Yes	4.3
Facility 4349	Asheville	NC	Solar	Intermediate	Yes	7.6
Facility 4350	Fairview	NC	Solar	Intermediate	Yes	15.2
Facility 4351	Raleigh	NC	Solar	Intermediate	Yes	7.6
Facility 4352	Asheville	NC	Solar	Intermediate	Yes	7.6
Facility 4353	Pittsboro	NC	Solar	Intermediate	Yes	6.0
Facility 4354	Durham	NC	Solar	Intermediate	Yes	7.6
Facility 4355	Asheville	NC	Solar	Intermediate	Yes	5.7
Facility 4356	Asheville	NC	Solar	Intermediate	Yes	7.6

***DEP Non-Utility Generator Listing - North Carolina  
as of July 31, 2019***

<b>NORTH CAROLINA GENERATORS:</b>						
<b>Facility Name:</b>	<b>City/County:</b>	<b>State:</b>	<b>Primary Fuel Type:</b>	<b>Designation:</b>	<b>Inclusion in Utility's Resources:</b>	<b>Capacity (AC kW):</b>
Facility 4357	Castle Hayne	NC	Solar	Intermediate	Yes	7.5
Facility 4358	Asheville	NC	Solar	Intermediate	Yes	10.0
Facility 4359	Smithfield	NC	Solar	Intermediate	Yes	11.4
Facility 4360	Raleigh	NC	Solar	Intermediate	Yes	7.6
Facility 4361	RALEIGH	NC	Solar	Intermediate	Yes	10.0
Facility 4362	Raleigh	NC	Solar	Intermediate	Yes	6.0
Facility 4363	RALEIGH	NC	Solar	Intermediate	Yes	7.6
Facility 4364	RALEIGH	NC	Solar	Intermediate	Yes	7.6
Facility 4365	Fairview	NC	Solar	Intermediate	Yes	7.6
Facility 4366	Raleigh	NC	Solar	Intermediate	Yes	11.4
Facility 4367	Knightdale	NC	Solar	Intermediate	Yes	6.0
Facility 4368	Weaverville	NC	Solar	Intermediate	Yes	7.6
Facility 4369	Wilmington	NC	Solar	Intermediate	Yes	4.6
Facility 4370	Raleigh	NC	Solar	Intermediate	Yes	5.0
Facility 4371	Raleigh	NC	Solar	Intermediate	Yes	5.0
Facility 4372	Fuquay Varina	NC	Solar	Intermediate	Yes	5.0
Facility 4373	Kinston	NC	Solar	Intermediate	Yes	7.6
Facility 4374	Raleigh	NC	Solar	Intermediate	Yes	3.8
Facility 4375	Asheville	NC	Solar	Intermediate	Yes	6.0
Facility 4376	BAHAMA	NC	Solar	Intermediate	Yes	10.0
Facility 4377	Wilmington	NC	Solar	Intermediate	Yes	14.4
Facility 4378	Raleigh	NC	Solar	Intermediate	Yes	6.7
Facility 4379	Raleigh	NC	Solar	Intermediate	Yes	11.4
Facility 4380	Cary	NC	Solar	Intermediate	Yes	6.0
Facility 4381	Wilmington	NC	Solar	Intermediate	Yes	8.6
Facility 4382	Raleigh	NC	Solar	Intermediate	Yes	7.6
Facility 4383	Raleigh	NC	Solar	Intermediate	Yes	7.6
Facility 4384	Holly Springs	NC	Solar	Intermediate	Yes	6.0
Facility 4385	Holly Springs	NC	Solar	Intermediate	Yes	6.0
Facility 4386	Cary	NC	Solar	Intermediate	Yes	5.0
Facility 4387	Fequay-Varina	NC	Solar	Intermediate	Yes	5.0
Facility 4388	Holly Springs	NC	Solar	Intermediate	Yes	5.0
Facility 4389	Fuquay-Varina	NC	Solar	Intermediate	Yes	7.6
Facility 4390	Raleigh	NC	Solar	Intermediate	Yes	7.6
Facility 4391	Fuquay-Varina	NC	Solar	Intermediate	Yes	7.6
Facility 4392	ASHEVILLE	NC	Solar	Intermediate	Yes	7.6



***DEP Non-Utility Generator Listing - North Carolina  
as of July 31, 2019***

<b>NORTH CAROLINA GENERATORS:</b>						
<b>Facility Name:</b>	<b>City/County:</b>	<b>State:</b>	<b>Primary Fuel Type:</b>	<b>Designation:</b>	<b>Inclusion in Utility's Resources:</b>	<b>Capacity (AC kW):</b>
Facility 4393	Asheville	NC	Solar	Intermediate	Yes	6.4
Facility 4394	Cary	NC	Solar	Intermediate	Yes	7.6
Facility 4395	Knightdale	NC	Solar	Intermediate	Yes	3.8
Facility 4396	Cary	NC	Solar	Intermediate	Yes	15.0
Facility 4397	Asheville	NC	Solar	Intermediate	Yes	6.0
Facility 4398	Asheville	NC	Solar	Intermediate	Yes	10.0
Facility 4399	Cary	NC	Solar	Intermediate	Yes	10.0
Facility 4400	Asheville	NC	Solar	Intermediate	Yes	10.0
Facility 4401	Asheville	NC	Solar	Intermediate	Yes	6.0
Facility 4402	Jacksonville	NC	Solar	Intermediate	Yes	6.2
Facility 4403	Smithfield	NC	Solar	Intermediate	Yes	6.2
Facility 4404	Raleigh	NC	Solar	Intermediate	Yes	5.0
Facility 4405	Raleigh	NC	Solar	Intermediate	Yes	6.0
Facility 4406	Raleigh	NC	Solar	Intermediate	Yes	4.3
Facility 4407	Morrisville	NC	Solar	Intermediate	Yes	5.8
Facility 4408	Holly Springs	NC	Solar	Intermediate	Yes	10.0
Facility 4409	Burgaw	NC	Solar	Intermediate	Yes	8.5
Facility 4410	Hamlet	NC	Solar	Intermediate	Yes	10.0
Facility 4411	Garner	NC	Solar	Intermediate	Yes	5.0
Facility 4412	Raleigh	NC	Solar	Intermediate	Yes	5.0
Facility 4413	Pittsboro	NC	Solar	Intermediate	Yes	3.8
Facility 4414	Raleigh	NC	Solar	Intermediate	Yes	6.0
Facility 4415	Bunnlevel	NC	Solar	Intermediate	Yes	10.0
Facility 4416	Asheville	NC	Solar	Intermediate	Yes	5.0
Facility 4417	Raleigh	NC	Solar	Intermediate	Yes	7.6
Facility 4418	Asheville	NC	Solar	Intermediate	Yes	7.0
Facility 4419	Fuquay Varina	NC	Solar	Intermediate	Yes	7.6
Facility 4420	Asheville	NC	Solar	Intermediate	Yes	7.6
Facility 4421	Garner	NC	Solar	Intermediate	Yes	10.0
Facility 4422	Wilmington	NC	Solar	Intermediate	Yes	0.2
Facility 4423	Garne	NC	Solar	Intermediate	Yes	7.6
Facility 4424	Jacksonville	NC	Solar	Intermediate	Yes	4.8
Facility 4425	Holly Springs	NC	Solar	Intermediate	Yes	8.2
Facility 4426	Clayton	NC	Solar	Intermediate	Yes	7.7
Facility 4427	Raleigh	NC	Solar	Intermediate	Yes	5.3
Facility 4428	Leland	NC	Solar	Intermediate	Yes	9.0



***DEP Non-Utility Generator Listing - North Carolina  
as of July 31, 2019***

<b>NORTH CAROLINA GENERATORS:</b>						
<b>Facility Name:</b>	<b>City/County:</b>	<b>State:</b>	<b>Primary Fuel Type:</b>	<b>Designation:</b>	<b>Inclusion in Utility's Resources:</b>	<b>Capacity (AC kW):</b>
Facility 4429	Raleigh	NC	Solar	Intermediate	Yes	6.0
Facility 4430	Seven Springs	NC	Solar	Intermediate	Yes	6.0
Facility 4431	STEDMAN	NC	Solar	Intermediate	Yes	6.0
Facility 4432	Raleigh	NC	Solar	Intermediate	Yes	7.9
Facility 4433	Cary	NC	Solar	Intermediate	Yes	6.0
Facility 4434	Cary	NC	Solar	Intermediate	Yes	6.5
Facility 4435	Middlesex	NC	Solar	Intermediate	Yes	7.4
Facility 4436	Raleigh	NC	Solar	Intermediate	Yes	5.0
Facility 4437	Trent Woods	NC	Solar	Intermediate	Yes	5.1
Facility 4438	Lillington	NC	Solar	Intermediate	Yes	5.1
Facility 4439	GOLDSBORO	NC	Solar	Intermediate	Yes	7.6
Facility 4440	New Bern	NC	Solar	Intermediate	Yes	7.6
Facility 4441	Middlesex	NC	Solar	Intermediate	Yes	7.6
Facility 4442	Benson	NC	Solar	Intermediate	Yes	7.6
Facility 4443	Raleigh	NC	Solar	Intermediate	Yes	5.0
Facility 4444	Fayetteville	NC	Solar	Intermediate	Yes	7.6
Facility 4445	Vanceboro	NC	Solar	Intermediate	Yes	5.0
Facility 4446	Cary	NC	Solar	Intermediate	Yes	3.4
Facility 4447	Rocky Mount	NC	Solar	Intermediate	Yes	3.3
Facility 4448	Garner	NC	Solar	Intermediate	Yes	3.0
Facility 4449	Morrisville	NC	Solar	Intermediate	Yes	4.6
Facility 4450	Angier	NC	Solar	Intermediate	Yes	5.8
Facility 4451	KNIGHTDALE	NC	Solar	Intermediate	Yes	7.9
Facility 4452	Morrisville	NC	Solar	Intermediate	Yes	3.6
Facility 4453	Raleigh	NC	Solar	Intermediate	Yes	3.4
Facility 4454	Raleigh	NC	Solar	Intermediate	Yes	10.0
Facility 4455	New Bern	NC	Solar	Intermediate	Yes	5.0
Facility 4456	Linden	NC	Solar	Intermediate	Yes	7.6
Facility 4457	RALEIGH	NC	Solar	Intermediate	Yes	7.6
Facility 4458	Holly Springs	NC	Solar	Intermediate	Yes	7.6
Facility 4459	Roxboro	NC	Solar	Intermediate	Yes	3.8
Facility 4460	Snow Hill	NC	Solar	Intermediate	Yes	7.6
Facility 4461	MIDDLESEX	NC	Solar	Intermediate	Yes	7.6
Facility 4462	RALEIGH	NC	Solar	Intermediate	Yes	7.6
Facility 4463	Pittsboro	NC	Solar	Intermediate	Yes	6.0
Facility 4464	Knightdale	NC	Solar	Intermediate	Yes	6.2

***DEP Non-Utility Generator Listing - North Carolina  
as of July 31, 2019***

<b>NORTH CAROLINA GENERATORS:</b>						
<b>Facility Name:</b>	<b>City/County:</b>	<b>State:</b>	<b>Primary Fuel Type:</b>	<b>Designation:</b>	<b>Inclusion in Utility's Resources:</b>	<b>Capacity (AC kW):</b>
Facility 4465	Raleigh	NC	Solar	Intermediate	Yes	10.3
Facility 4466	Raleigh	NC	Solar	Intermediate	Yes	6.0
Facility 4467	Fuquay Varina	NC	Solar	Intermediate	Yes	5.0
Facility 4468	Cary	NC	Solar	Intermediate	Yes	3.8
Facility 4469	Jacksonville	NC	Solar	Intermediate	Yes	3.8
Facility 4470	Asheville	NC	Solar	Intermediate	Yes	5.1
Facility 4471	Raleigh	NC	Solar	Intermediate	Yes	2.6
Facility 4472	Cary	NC	Solar	Intermediate	Yes	10.0
Facility 4473	Bunn Level	NC	Solar	Intermediate	Yes	7.6
Facility 4474	Garner	NC	Solar	Intermediate	Yes	10.0
Facility 4475	Raleigh	NC	Solar	Intermediate	Yes	3.8
Facility 4476	Fayetteville	NC	Solar	Intermediate	Yes	7.6
Facility 4477	Fuquay Varina	NC	Solar	Intermediate	Yes	11.4
Facility 4478	Apex	NC	Solar	Intermediate	Yes	6.0
Facility 4479	Knightdale	NC	Solar	Intermediate	Yes	3.8
Facility 4480	Fuquay Varina	NC	Solar	Intermediate	Yes	11.4
Facility 4481	Raleigh	NC	Solar	Intermediate	Yes	7.6
Facility 4482	Asheville	NC	Solar	Intermediate	Yes	7.6
Facility 4483	Southern Pines	NC	Solar	Intermediate	Yes	10.0
Facility 4484	Cary	NC	Solar	Intermediate	Yes	10.6
Facility 4485	Raleigh	NC	Solar	Intermediate	Yes	4.0
Facility 4486	Fayetteville	NC	Solar	Intermediate	Yes	10.0
Facility 4487	Fuquay Varina	NC	Solar	Intermediate	Yes	3.0
Facility 4488	Raleigh	NC	Solar	Intermediate	Yes	7.6
Facility 4489	Cary	NC	Solar	Intermediate	Yes	7.6
Facility 4490	Apex	NC	Solar	Intermediate	Yes	10.0
Facility 4491	Zebulon	NC	Solar	Intermediate	Yes	7.6
Facility 4492	Fairview	NC	Solar	Intermediate	Yes	7.6
Facility 4493	Asheville	NC	Solar	Intermediate	Yes	7.6
Facility 4494	Asheville	NC	Solar	Intermediate	Yes	6.0
Facility 4495	Liberty	NC	Solar	Intermediate	Yes	6.0
Facility 4496	Fuquay Varina	NC	Solar	Intermediate	Yes	3.8
Facility 4497	Raleigh	NC	Solar	Intermediate	Yes	3.8
Facility 4498	Raleigh	NC	Solar	Intermediate	Yes	5.8
Facility 4499	Jacksonville	NC	Solar	Intermediate	Yes	7.7
Facility 4500	Asheville	NC	Solar	Intermediate	Yes	5.0

***DEP Non-Utility Generator Listing - North Carolina  
as of July 31, 2019***

<b>NORTH CAROLINA GENERATORS:</b>						
<b>Facility Name:</b>	<b>City/County:</b>	<b>State:</b>	<b>Primary Fuel Type:</b>	<b>Designation:</b>	<b>Inclusion in Utility's Resources:</b>	<b>Capacity (AC kW):</b>
Facility 4501	Candler	NC	Solar	Intermediate	Yes	7.6
Facility 4502	Asheville	NC	Solar	Intermediate	Yes	5.0
Facility 4503	Pollocksville	NC	Solar	Intermediate	Yes	5.1
Facility 4504	Fuquay Varina	NC	Solar	Intermediate	Yes	10.0
Facility 4505	Wilmington	NC	Solar	Intermediate	Yes	10.6
Facility 4506	Wadesboro	NC	Solar	Intermediate	Yes	5.0
Facility 4507	Leland	NC	Solar	Intermediate	Yes	5.0
Facility 4508	Knighdale	NC	Solar	Intermediate	Yes	3.1
Facility 4509	Raleigh	NC	Solar	Intermediate	Yes	3.0
Facility 4510	Wilmington	NC	Solar	Intermediate	Yes	9.0
Facility 4511	Raleigh	NC	Solar	Intermediate	Yes	7.6
Facility 4512	Apex	NC	Solar	Intermediate	Yes	10.0
Facility 4513	HOLLY SPRINGS	NC	Solar	Intermediate	Yes	15.2
Facility 4514	Asheville	NC	Solar	Intermediate	Yes	7.6
Facility 4515	Angier	NC	Solar	Intermediate	Yes	5.0
Facility 4516	Asheville	NC	Solar	Intermediate	Yes	7.6
Facility 4517	Garner	NC	Solar	Intermediate	Yes	10.3
Facility 4518	Raleigh	NC	Solar	Intermediate	Yes	5.0
Facility 4519	Smithfield	NC	Solar	Intermediate	Yes	3.7
Facility 4520	Raleigh	NC	Solar	Intermediate	Yes	5.3
Facility 4521	Raleigh	NC	Solar	Intermediate	Yes	3.8
Facility 4522	Fuquay Varina	NC	Solar	Intermediate	Yes	5.0
Facility 4523	Leland	NC	Solar	Intermediate	Yes	5.0
Facility 4524	Clayton	NC	Solar	Intermediate	Yes	20.0
Facility 4525	FUQUAY VARINA	NC	Solar	Intermediate	Yes	6.0
Facility 4526	Raleigh	NC	Solar	Intermediate	Yes	10.0
Facility 4527	Raleigh	NC	Solar	Intermediate	Yes	6.7
Facility 4528	Asheville	NC	Solar	Intermediate	Yes	3.8
Facility 4529	Raleigh	NC	Solar	Intermediate	Yes	7.6
Facility 4530	Asheville	NC	Solar	Intermediate	Yes	3.8
Facility 4531	Candler	NC	Solar	Intermediate	Yes	3.0
Facility 4532	Fletcher	NC	Solar	Intermediate	Yes	3.8
Facility 4533	Asheville	NC	Solar	Intermediate	Yes	7.6
Facility 4534	Asheville	NC	Solar	Intermediate	Yes	3.8
Facility 4535	MORRISVILLE	NC	Solar	Intermediate	Yes	6.0
Facility 4536	Asheville	NC	Solar	Intermediate	Yes	5.0

Duke Energy Progress  
Integrated Resource Plan  
Update Report  
Non-Utility Generator Facilities

***DEP Non-Utility Generator Listing - North Carolina  
as of July 31, 2019***

<b>NORTH CAROLINA GENERATORS:</b>						
<b>Facility Name:</b>	<b>City/County:</b>	<b>State:</b>	<b>Primary Fuel Type:</b>	<b>Designation:</b>	<b>Inclusion in Utility's Resources:</b>	<b>Capacity (AC kW):</b>
Facility 4537	Hopemills	NC	Solar	Intermediate	Yes	2.3
Facility 4538	Cary	NC	Solar	Intermediate	Yes	3.7
Facility 4539	KNIGHTDALE	NC	Solar	Intermediate	Yes	7.6
Facility 4540	Fayetteville	NC	Solar	Intermediate	Yes	7.6
Facility 4541	Blanch	NC	Solar	Intermediate	Yes	7.6
Facility 4542	Raleigh	NC	Solar	Intermediate	Yes	8.4
Facility 4543	Raleigh	NC	Solar	Intermediate	Yes	7.2
Facility 4544	Raleigh	NC	Solar	Intermediate	Yes	9.6
Facility 4545	Apex	NC	Solar	Intermediate	Yes	6.0
Facility 4546	Raleigh	NC	Solar	Intermediate	Yes	4.3
Facility 4547	Asheville	NC	Solar	Intermediate	Yes	7.6
Facility 4548	Raleigh	NC	Solar	Intermediate	Yes	8.6
Facility 4549	Garner	NC	Solar	Intermediate	Yes	6.0
Facility 4550	Jacksonville	NC	Solar	Intermediate	Yes	7.9
Facility 4551	Raleigh	NC	Solar	Intermediate	Yes	6.7
Facility 4552	Raleigh	NC	Solar	Intermediate	Yes	7.9
Facility 4553	Willow Spring	NC	Solar	Intermediate	Yes	7.7
Facility 4554	Asheville	NC	Solar	Intermediate	Yes	3.8
Facility 4555	Raleigh	NC	Solar	Intermediate	Yes	7.6
Facility 4556	RALEIGH	NC	Solar	Intermediate	Yes	10.0
Facility 4557	Swannanoa	NC	Solar	Intermediate	Yes	5.0
Facility 4558	New Bern	NC	Solar	Intermediate	Yes	5.0
Facility 4559	Fuquay Varina	NC	Solar	Intermediate	Yes	7.6
Facility 4560	Leland	NC	Solar	Intermediate	Yes	3.8
Facility 4561	Cary	NC	Solar	Intermediate	Yes	7.6
Facility 4562	Raleigh	NC	Solar	Intermediate	Yes	7.6
Facility 4563	Jacksonville	NC	Solar	Intermediate	Yes	11.3
Facility 4564	Raleigh	NC	Solar	Intermediate	Yes	3.6
Facility 4565	ASHEVILLE	NC	Solar	Intermediate	Yes	7.6
Facility 4566	ARDEN	NC	Solar	Intermediate	Yes	5.0
Facility 4567	Raleigh	NC	Solar	Intermediate	Yes	3.8
Facility 4568	Apex	NC	Solar	Intermediate	Yes	6.5
Facility 4569	Bunn Level	NC	Solar	Intermediate	Yes	3.8
Facility 4570	Sandford	NC	Solar	Intermediate	Yes	3.8
Facility 4571	Milton	NC	Solar	Intermediate	Yes	5.0
Facility 4572	BLACK MOUNTAIN	NC	Solar	Intermediate	Yes	7.6

***DEP Non-Utility Generator Listing - North Carolina  
as of July 31, 2019***

<b>NORTH CAROLINA GENERATORS:</b>						
<b>Facility Name:</b>	<b>City/County:</b>	<b>State:</b>	<b>Primary Fuel Type:</b>	<b>Designation:</b>	<b>Inclusion in Utility's Resources:</b>	<b>Capacity (AC kW):</b>
Facility 4573	Bailey	NC	Solar	Intermediate	Yes	6.5
Facility 4574	Knightdale	NC	Solar	Intermediate	Yes	7.6
Facility 4575	ASHEVILLE	NC	Solar	Intermediate	Yes	5.0
Facility 4576	Knightdale	NC	Solar	Intermediate	Yes	10.0
Facility 4577	Raleigh	NC	Solar	Intermediate	Yes	7.6
Facility 4578	GOLDSBORO	NC	Solar	Intermediate	Yes	4.6
Facility 4579	Willow Spring	NC	Solar	Intermediate	Yes	10.0
Facility 4580	PITTSBORO	NC	Solar	Intermediate	Yes	4.6
Facility 4581	Holly Springs	NC	Solar	Intermediate	Yes	5.0
Facility 4582	Garner	NC	Solar	Intermediate	Yes	10.0
Facility 4583	Weaverville	NC	Solar	Intermediate	Yes	7.6
Facility 4584	Asheville	NC	Solar	Intermediate	Yes	5.0
Facility 4585	Jacksonville	NC	Solar	Intermediate	Yes	10.6
Facility 4586	Holly Springs	NC	Solar	Intermediate	Yes	3.8
Facility 4587	Pittsboro	NC	Solar	Intermediate	Yes	7.6
Facility 4588	Raleigh	NC	Solar	Intermediate	Yes	6.0
Facility 4589	PINE LEVEL	NC	Solar	Intermediate	Yes	7.7
Facility 4590	Knightdale	NC	Solar	Intermediate	Yes	6.7
Facility 4591	Wilmington	NC	Solar	Intermediate	Yes	7.6
Facility 4592	Rolesville	NC	Solar	Intermediate	Yes	7.6
Facility 4593	Wilmington	NC	Solar	Intermediate	Yes	3.8
Facility 4594	Apex	NC	Solar	Intermediate	Yes	6.0
Facility 4595	Leland	NC	Solar	Intermediate	Yes	7.6
Facility 4596	Asheville	NC	Solar	Intermediate	Yes	6.0
Facility 4597	Asheville	NC	Solar	Intermediate	Yes	3.8
Facility 4598	Garner	NC	Solar	Intermediate	Yes	7.4
Facility 4599	Wendell	NC	Solar	Intermediate	Yes	7.6
Facility 4600	Louisburg	NC	Solar	Intermediate	Yes	13.6
Facility 4601	Wilmington	NC	Solar	Intermediate	Yes	5.0
Facility 4602	Raleigh	NC	Solar	Intermediate	Yes	15.2
Facility 4603	Asheville	NC	Solar	Intermediate	Yes	7.6
Facility 4604	Raleigh	NC	Solar	Intermediate	Yes	1.4
Facility 4605	Roxboro	NC	Solar	Intermediate	Yes	5.0
Facility 4606	Jacksonville	NC	Solar	Intermediate	Yes	8.2
Facility 4607	CANDLER	NC	Solar	Intermediate	Yes	10.0
Facility 4608	Southern Pines	NC	Solar	Intermediate	Yes	4.3

***DEP Non-Utility Generator Listing - North Carolina  
as of July 31, 2019***

<b>NORTH CAROLINA GENERATORS:</b>						
<b>Facility Name:</b>	<b>City/County:</b>	<b>State:</b>	<b>Primary Fuel Type:</b>	<b>Designation:</b>	<b>Inclusion in Utility's Resources:</b>	<b>Capacity (AC kW):</b>
Facility 4609	Fuquay Varina	NC	Solar	Intermediate	Yes	15.2
Facility 4610	Raleigh	NC	Solar	Intermediate	Yes	5.8
Facility 4611	Fuquay Varina	NC	Solar	Intermediate	Yes	6.7
Facility 4612	Chapel Hill	NC	Solar	Intermediate	Yes	5.0
Facility 4613	Siler City	NC	Solar	Intermediate	Yes	6.0
Facility 4614	Siler City	NC	Solar	Intermediate	Yes	13.4
Facility 4615	Clayton	NC	Solar	Intermediate	Yes	7.6
Facility 4616	Pikeville	NC	Solar	Intermediate	Yes	6.7
Facility 4617	Raleigh	NC	Solar	Intermediate	Yes	6.7
Facility 4618	Knightdale	NC	Solar	Intermediate	Yes	4.8
Facility 4619	Raleigh	NC	Solar	Intermediate	Yes	8.4
Facility 4620	Goldsboro	NC	Solar	Intermediate	Yes	10.8
Facility 4621	Garner	NC	Solar	Intermediate	Yes	7.6
Facility 4622	Franklinville	NC	Solar	Intermediate	Yes	10.0
Facility 4623	Fuquay Varina	NC	Solar	Intermediate	Yes	3.8
Facility 4624	Pittsboro	NC	Solar	Intermediate	Yes	3.8
Facility 4625	Raleigh	NC	Solar	Intermediate	Yes	5.0
Facility 4626	Cary	NC	Solar	Intermediate	Yes	10.0
Facility 4627	Fuquay Varina	NC	Solar	Intermediate	Yes	7.0
Facility 4628	Hendersonville	NC	Solar	Intermediate	Yes	10.0
Facility 4629	Wilmington	NC	Solar	Intermediate	Yes	5.1
Facility 4630	Fletcher	NC	Solar	Intermediate	Yes	3.8
Facility 4631	Raleigh	NC	Solar	Intermediate	Yes	7.2
Facility 4632	Raleigh	NC	Solar	Intermediate	Yes	11.4
Facility 4633	Four Oaks	NC	Solar	Intermediate	Yes	4.3
Facility 4634	Four Oaks	NC	Solar	Intermediate	Yes	7.7
Facility 4635	Raleigh	NC	Solar	Intermediate	Yes	6.5
Facility 4636	Vanceboro	NC	Solar	Intermediate	Yes	5.1
Facility 4637	Alexander	NC	Solar	Intermediate	Yes	5.1
Facility 4638	Fuquay Varina	NC	Solar	Intermediate	Yes	7.6
Facility 4639	Raleigh	NC	Solar	Intermediate	Yes	7.6
Facility 4640	Asheville	NC	Solar	Intermediate	Yes	5.0
Facility 4641	Garner	NC	Solar	Intermediate	Yes	3.8
Facility 4642	Asheville	NC	Solar	Intermediate	Yes	3.8
Facility 4643	Raleigh	NC	Solar	Intermediate	Yes	6.0
Facility 4644	Raleigh	NC	Solar	Intermediate	Yes	5.8

***DEP Non-Utility Generator Listing - North Carolina  
as of July 31, 2019***

<b>NORTH CAROLINA GENERATORS:</b>						
<b>Facility Name:</b>	<b>City/County:</b>	<b>State:</b>	<b>Primary Fuel Type:</b>	<b>Designation:</b>	<b>Inclusion in Utility's Resources:</b>	<b>Capacity (AC kW):</b>
Facility 4645	Jacksonville	NC	Solar	Intermediate	Yes	5.5
Facility 4646	Fuquay Varina	NC	Solar	Intermediate	Yes	10.0
Facility 4647	Raleigh	NC	Solar	Intermediate	Yes	6.0
Facility 4648	Weaverville	NC	Solar	Intermediate	Yes	10.0
Facility 4649	Lillington	NC	Solar	Intermediate	Yes	10.0
Facility 4650	Chapel Hill	NC	Solar	Intermediate	Yes	7.6
Facility 4651	Knightdale	NC	Solar	Intermediate	Yes	6.0
Facility 4652	Holly Springs	NC	Solar	Intermediate	Yes	5.3
Facility 4653	Fuquay-Varina	NC	Solar	Intermediate	Yes	7.0
Facility 4654	Carolina Beach	NC	Solar	Intermediate	Yes	5.4
Facility 4655	Jackson Spgs	NC	Solar	Intermediate	Yes	11.4
Facility 4656	Knightdale	NC	Solar	Intermediate	Yes	7.6
Facility 4657	FUQUAY VARINA	NC	Solar	Intermediate	Yes	6.0
Facility 4658	Raleigh	NC	Solar	Intermediate	Yes	5.8
Facility 4659	Cary	NC	Solar	Intermediate	Yes	11.4
Facility 4660	FLETCHER	NC	Solar	Intermediate	Yes	7.6
Facility 4661	Yanceyville	NC	Solar	Intermediate	Yes	5.0
Facility 4662	Roxboro	NC	Solar	Intermediate	Yes	7.6
Facility 4663	Raleigh	NC	Solar	Intermediate	Yes	6.5
Facility 4664	Chapel Hill	NC	Solar	Intermediate	Yes	6.0
Facility 4665	Holly Springs	NC	Solar	Intermediate	Yes	4.8
Facility 4666	Garner	NC	Solar	Intermediate	Yes	10.0
Facility 4667	Cary	NC	Solar	Intermediate	Yes	7.6
Facility 4668	Raleigh	NC	Solar	Intermediate	Yes	7.6
Facility 4669	Newport	NC	Solar	Intermediate	Yes	17.6
Facility 4670	Four Oaks	NC	Solar	Intermediate	Yes	7.6
Facility 4671	Jacksonville	NC	Solar	Intermediate	Yes	7.7
Facility 4672	Raleigh	NC	Solar	Intermediate	Yes	5.5
Facility 4673	Willow Spring	NC	Solar	Intermediate	Yes	7.0
Facility 4674	Asheville	NC	Solar	Intermediate	Yes	7.6
Facility 4675	Pembroke	NC	Solar	Intermediate	Yes	10.0
Facility 4676	Asheville	NC	Solar	Intermediate	Yes	11.4
Facility 4677	Waynesville	NC	Solar	Intermediate	Yes	10.0
Facility 4678	Wilmington	NC	Solar	Intermediate	Yes	3.8
Facility 4679	Apex	NC	Solar	Intermediate	Yes	5.0
Facility 4680	Raleigh	NC	Solar	Intermediate	Yes	7.6



***DEP Non-Utility Generator Listing - North Carolina  
as of July 31, 2019***

<b>NORTH CAROLINA GENERATORS:</b>						
<b>Facility Name:</b>	<b>City/County:</b>	<b>State:</b>	<b>Primary Fuel Type:</b>	<b>Designation:</b>	<b>Inclusion in Utility's Resources:</b>	<b>Capacity (AC kW):</b>
Facility 4681	Apex	NC	Solar	Intermediate	Yes	3.8
Facility 4682	Fayetteville	NC	Solar	Intermediate	Yes	3.8
Facility 4683	Waynesville	NC	Solar	Intermediate	Yes	3.8
Facility 4684	Fuquay Varina	NC	Solar	Intermediate	Yes	5.0
Facility 4685	Fuquay Varina	NC	Solar	Intermediate	Yes	7.6
Facility 4686	Fuquay Varina	NC	Solar	Intermediate	Yes	5.0
Facility 4687	Fuquay Varina	NC	Solar	Intermediate	Yes	5.0
Facility 4688	Raleigh	NC	Solar	Intermediate	Yes	10.0
Facility 4689	Raleigh	NC	Solar	Intermediate	Yes	10.0
Facility 4690	Benson	NC	Solar	Intermediate	Yes	3.8
Facility 4691	Rockingham	NC	Solar	Intermediate	Yes	7.6
Facility 4692	Sanford	NC	Solar	Intermediate	Yes	11.4
Facility 4693	Garner	NC	Solar	Intermediate	Yes	8.6
Facility 4694	Cary	NC	Solar	Intermediate	Yes	10.0
Facility 4695	Knightdale	NC	Solar	Intermediate	Yes	9.6
Facility 4696	Holly Springs	NC	Solar	Intermediate	Yes	5.0
Facility 4697	Raleigh	NC	Solar	Intermediate	Yes	3.3
Facility 4698	Fuquay Varina	NC	Solar	Intermediate	Yes	8.0
Facility 4699	Asheville	NC	Solar	Intermediate	Yes	15.2
Facility 4700	Middlesex	NC	Solar	Intermediate	Yes	4.1
Facility 4701	Knightdale	NC	Solar	Intermediate	Yes	7.0
Facility 4702	Franklinton	NC	Solar	Intermediate	Yes	3.7
Facility 4703	Raleigh	NC	Solar	Intermediate	Yes	6.0
Facility 4704	Asheville	NC	Solar	Intermediate	Yes	4.0
Facility 4705	Nashville	NC	Solar	Intermediate	Yes	7.6
Facility 4706	Clayton	NC	Solar	Intermediate	Yes	7.6
Facility 4707	Chapel Hill	NC	Solar	Intermediate	Yes	1.7
Facility 4708	Asheville	NC	Solar	Intermediate	Yes	3.8
Facility 4709	Fiquay Varina	NC	Solar	Intermediate	Yes	5.1
Facility 4710	Asheville	NC	Solar	Intermediate	Yes	3.6
Facility 4711	St. Pauls	NC	Solar	Intermediate	Yes	7.6
Facility 4712	LEICESTER	NC	Solar	Intermediate	Yes	10.0
Facility 4713	Sanford	NC	Solar	Intermediate	Yes	10.0
Facility 4714	ASHEBORO	NC	Solar	Intermediate	Yes	5.9
Facility 4715	Henderson	NC	Solar	Intermediate	Yes	7.6
Facility 4716	Apex	NC	Solar	Intermediate	Yes	7.6



***DEP Non-Utility Generator Listing - North Carolina  
as of July 31, 2019***

<b>NORTH CAROLINA GENERATORS:</b>						
<b>Facility Name:</b>	<b>City/County:</b>	<b>State:</b>	<b>Primary Fuel Type:</b>	<b>Designation:</b>	<b>Inclusion in Utility's Resources:</b>	<b>Capacity (AC kW):</b>
Facility 4717	Clayton	NC	Solar	Intermediate	Yes	5.0
Facility 4718	Newland	NC	Solar	Intermediate	Yes	7.6
Facility 4719	Garner	NC	Solar	Intermediate	Yes	9.6
Facility 4720	Apex	NC	Solar	Intermediate	Yes	13.8
Facility 4721	ASHEVILLE	NC	Solar	Intermediate	Yes	3.5
Facility 4722	Raleigh	NC	Solar	Intermediate	Yes	5.8
Facility 4723	Milton	NC	Solar	Intermediate	Yes	11.4
Facility 4724	Weaverville	NC	Solar	Intermediate	Yes	7.6
Facility 4725	Fuquay-Varina	NC	Solar	Intermediate	Yes	7.0
Facility 4726	Raleigh	NC	Solar	Intermediate	Yes	5.0
Facility 4727	Leicester	NC	Solar	Intermediate	Yes	5.0
Facility 4728	Canton	NC	Solar	Intermediate	Yes	7.6
Facility 4729	BLACK MTN	NC	Solar	Intermediate	Yes	6.0
Facility 4730	Lillington	NC	Solar	Intermediate	Yes	11.4
Facility 4731	Raleigh	NC	Solar	Intermediate	Yes	7.6
Facility 4732	Apex	NC	Solar	Intermediate	Yes	11.4
Facility 4733	Cary	NC	Solar	Intermediate	Yes	10.0
Facility 4734	Candler	NC	Solar	Intermediate	Yes	7.6
Facility 4735	Clayton	NC	Solar	Intermediate	Yes	11.4
Facility 4736	Cary	NC	Solar	Intermediate	Yes	5.0
Facility 4737	Waynesville	NC	Solar	Intermediate	Yes	3.8
Facility 4738	Carthage	NC	Solar	Intermediate	Yes	10.0
Facility 4739	Zebulon	NC	Solar	Intermediate	Yes	10.0
Facility 4740	Raleigh	NC	Solar	Intermediate	Yes	7.6
Facility 4741	Raleigh	NC	Solar	Intermediate	Yes	7.6
Facility 4742	Cary	NC	Solar	Intermediate	Yes	10.0
Facility 4743	Raleigh	NC	Solar	Intermediate	Yes	3.8
Facility 4744	Raleigh	NC	Solar	Intermediate	Yes	6.0
Facility 4745	Waynesville	NC	Solar	Intermediate	Yes	4.4
Facility 4746	Raleigh	NC	Solar	Intermediate	Yes	10.0
Facility 4747	Raleigh	NC	Solar	Intermediate	Yes	6.2
Facility 4748	Fuquay-Varina	NC	Solar	Intermediate	Yes	4.6
Facility 4749	Fletcher	NC	Solar	Intermediate	Yes	10.0
Facility 4750	Leasburg	NC	Solar	Intermediate	Yes	7.6
Facility 4751	Weaverville	NC	Solar	Intermediate	Yes	6.0
Facility 4752	Pittsboro	NC	Solar	Intermediate	Yes	10.0

***DEP Non-Utility Generator Listing - North Carolina  
as of July 31, 2019***

<b>NORTH CAROLINA GENERATORS:</b>						
<b>Facility Name:</b>	<b>City/County:</b>	<b>State:</b>	<b>Primary Fuel Type:</b>	<b>Designation:</b>	<b>Inclusion in Utility's Resources:</b>	<b>Capacity (AC kW):</b>
Facility 4753	Fuquay Varina	NC	Solar	Intermediate	Yes	7.6
Facility 4754	Siler City	NC	Solar	Intermediate	Yes	3.8
Facility 4755	Hope Mills	NC	Solar	Intermediate	Yes	7.6
Facility 4756	Cary	NC	Solar	Intermediate	Yes	3.8
Facility 4757	FLETCHER	NC	Solar	Intermediate	Yes	4.1
Facility 4758	Wearville	NC	Solar	Intermediate	Yes	5.0
Facility 4759	Leicester	NC	Solar	Intermediate	Yes	7.6
Facility 4760	Asheville	NC	Solar	Intermediate	Yes	7.6
Facility 4761	Fuquay Varina	NC	Solar	Intermediate	Yes	6.0
Facility 4762	Oxford	NC	Solar	Intermediate	Yes	3.8
Facility 4763	Oxford	NC	Solar	Intermediate	Yes	5.0
Facility 4764	Morrisville	NC	Solar	Intermediate	Yes	10.0
Facility 4765	Sanford	NC	Solar	Intermediate	Yes	6.0
Facility 4766	Asheville	NC	Solar	Intermediate	Yes	3.8
Facility 4767	Garner	NC	Solar	Intermediate	Yes	11.4
Facility 4768	Holly Springs	NC	Solar	Intermediate	Yes	10.0
Facility 4769	MONTREAT	NC	Solar	Intermediate	Yes	5.0
Facility 4770	CARY	NC	Solar	Intermediate	Yes	5.0
Facility 4771	Vass	NC	Solar	Intermediate	Yes	4.1
Facility 4772	Fuquay Varina	NC	Solar	Intermediate	Yes	10.0
Facility 4773	Cary	NC	Solar	Intermediate	Yes	5.0
Facility 4774	Asheville	NC	Solar	Intermediate	Yes	7.6
Facility 4775	Pinehurst	NC	Solar	Intermediate	Yes	10.0
Facility 4776	Cary	NC	Solar	Intermediate	Yes	7.6
Facility 4777	Clayton	NC	Solar	Intermediate	Yes	10.0
Facility 4778	Holly Springs	NC	Solar	Intermediate	Yes	7.8
Facility 4779	WHISPER PINES	NC	Solar	Intermediate	Yes	6.6
Facility 4780	Pinehurst	NC	Solar	Intermediate	Yes	5.6
Facility 4781	Holly springs	NC	Solar	Intermediate	Yes	6.7
Facility 4782	Cary	NC	Solar	Intermediate	Yes	5.0
Facility 4783	Fuquay-Varina	NC	Solar	Intermediate	Yes	6.5
Facility 4784	RALEIGH	NC	Solar	Intermediate	Yes	4.3
Facility 4785	Leicester	NC	Solar	Intermediate	Yes	13.5
Facility 4786	Bakersville	NC	Solar	Intermediate	Yes	7.6
Facility 4787	Fletcher	NC	Solar	Intermediate	Yes	3.8
Facility 4788	Newport	NC	Solar	Intermediate	Yes	3.8

***DEP Non-Utility Generator Listing - North Carolina  
as of July 31, 2019***

<b>NORTH CAROLINA GENERATORS:</b>						
<b>Facility Name:</b>	<b>City/County:</b>	<b>State:</b>	<b>Primary Fuel Type:</b>	<b>Designation:</b>	<b>Inclusion in Utility's Resources:</b>	<b>Capacity (AC kW):</b>
Facility 4789	Waynesville	NC	Solar	Intermediate	Yes	7.6
Facility 4790	Fairview	NC	Solar	Intermediate	Yes	11.4
Facility 4791	Asheville	NC	Solar	Intermediate	Yes	7.6
Facility 4792	Fletcher	NC	Solar	Intermediate	Yes	10.0
Facility 4793	Knightdale	NC	Solar	Intermediate	Yes	7.6
Facility 4794	Black Mountain	NC	Solar	Intermediate	Yes	5.0
Facility 4795	Vanceboro	NC	Solar	Intermediate	Yes	7.6
Facility 4796	Fuquay Varina	NC	Solar	Intermediate	Yes	7.6
Facility 4797	Louisburg	NC	Solar	Intermediate	Yes	11.4
Facility 4798	Cary	NC	Solar	Intermediate	Yes	5.0
Facility 4799	Cary	NC	Solar	Intermediate	Yes	6.0
Facility 4800	Angier	NC	Solar	Intermediate	Yes	6.0
Facility 4801	Asheville	NC	Solar	Intermediate	Yes	5.0
Facility 4802	Selma	NC	Solar	Intermediate	Yes	7.6
Facility 4803	Asheville	NC	Solar	Intermediate	Yes	3.8
Facility 4804	Weaverville	NC	Solar	Intermediate	Yes	7.8
Facility 4805	Asheville	NC	Solar	Intermediate	Yes	5.8
Facility 4806	Morrisville	NC	Solar	Intermediate	Yes	4.8
Facility 4807	Raleigh	NC	Solar	Intermediate	Yes	3.8
Facility 4808	Henderson	NC	Solar	Intermediate	Yes	7.6
Facility 4809	Moorisville	NC	Solar	Intermediate	Yes	3.8
Facility 4810	Clayton	NC	Solar	Intermediate	Yes	7.6
Facility 4811	Fuquay Varina	NC	Solar	Intermediate	Yes	7.6
Facility 4812	Asheville	NC	Solar	Intermediate	Yes	5.0
Facility 4813	Spruce Pine	NC	Solar	Intermediate	Yes	3.8
Facility 4814	Clyde	NC	Solar	Intermediate	Yes	7.6
Facility 4815	Rowland	NC	Solar	Intermediate	Yes	3.7
Facility 4816	Raleigh	NC	Solar	Intermediate	Yes	6.0
Facility 4817	Fuquay Varina	NC	Solar	Intermediate	Yes	6.0
Facility 4818	Wilmington	NC	Solar	Intermediate	Yes	7.0
Facility 4819	Wendell	NC	Solar	Intermediate	Yes	5.3
Facility 4820	Holly Springs	NC	Solar	Intermediate	Yes	3.4
Facility 4821	Cary	NC	Solar	Intermediate	Yes	3.8
Facility 4822	Navassa	NC	Solar	Intermediate	Yes	4.8
Facility 4823	Cary	NC	Solar	Intermediate	Yes	10.0
Facility 4824	Cary	NC	Solar	Intermediate	Yes	6.0

***DEP Non-Utility Generator Listing - North Carolina  
as of July 31, 2019***

<b>NORTH CAROLINA GENERATORS:</b>						
<b>Facility Name:</b>	<b>City/County:</b>	<b>State:</b>	<b>Primary Fuel Type:</b>	<b>Designation:</b>	<b>Inclusion in Utility's Resources:</b>	<b>Capacity (AC kW):</b>
Facility 4825	Holly Springs	NC	Solar	Intermediate	Yes	3.8
Facility 4826	Cary	NC	Solar	Intermediate	Yes	5.8
Facility 4827	Asheville	NC	Solar	Intermediate	Yes	10.0
Facility 4828	Whispering Pines	NC	Solar	Intermediate	Yes	10.0
Facility 4829	Holly Springs	NC	Solar	Intermediate	Yes	11.4
Facility 4830	Garner	NC	Solar	Intermediate	Yes	11.4
Facility 4831	Cary	NC	Solar	Intermediate	Yes	7.6
Facility 4832	Pittsboro	NC	Solar	Intermediate	Yes	7.6
Facility 4833	Morrisville	NC	Solar	Intermediate	Yes	10.0
Facility 4834	Apex	NC	Solar	Intermediate	Yes	7.6
Facility 4835	Aberdeen	NC	Solar	Intermediate	Yes	7.6
Facility 4836	Raleigh	NC	Solar	Intermediate	Yes	5.0
Facility 4837	Cary	NC	Solar	Intermediate	Yes	7.9
Facility 4838	Henderson	NC	Solar	Intermediate	Yes	10.0
Facility 4839	Raleigh	NC	Solar	Intermediate	Yes	10.0
Facility 4840	Siler City	NC	Solar	Intermediate	Yes	3.0
Facility 4841	Raleigh	NC	Solar	Intermediate	Yes	7.6
Facility 4842	Apex	NC	Solar	Intermediate	Yes	10.0
Facility 4843	Wilmington	NC	Solar	Intermediate	Yes	10.6
Facility 4844	Raleigh	NC	Solar	Intermediate	Yes	7.6
Facility 4845	Raleigh	NC	Solar	Intermediate	Yes	10.6
Facility 4846	Morrisville	NC	Solar	Intermediate	Yes	10.0
Facility 4847	Fuquay Varina	NC	Solar	Intermediate	Yes	10.0
Facility 4848	Asheville	NC	Solar	Intermediate	Yes	6.0
Facility 4849	Wendell	NC	Solar	Intermediate	Yes	6.0
Facility 4850	Asheville	NC	Solar	Intermediate	Yes	7.6
Facility 4851	Raleigh	NC	Solar	Intermediate	Yes	6.0
Facility 4852	FLETCHER	NC	Solar	Intermediate	Yes	3.0
Facility 4853	Norwood	NC	Solar	Intermediate	Yes	7.6
Facility 4854	Apex	NC	Solar	Intermediate	Yes	10.0
Facility 4855	Dunn	NC	Solar	Intermediate	Yes	11.4
Facility 4856	Fuquay Varina	NC	Solar	Intermediate	Yes	7.2
Facility 4857	Knightdale	NC	Solar	Intermediate	Yes	12.0
Facility 4858	Candler	NC	Solar	Intermediate	Yes	7.0
Facility 4859	Raleigh	NC	Solar	Intermediate	Yes	6.0
Facility 4860	Asheville	NC	Solar	Intermediate	Yes	5.0

***DEP Non-Utility Generator Listing - North Carolina  
as of July 31, 2019***

<b>NORTH CAROLINA GENERATORS:</b>						
<b>Facility Name:</b>	<b>City/County:</b>	<b>State:</b>	<b>Primary Fuel Type:</b>	<b>Designation:</b>	<b>Inclusion in Utility's Resources:</b>	<b>Capacity (AC kW):</b>
Facility 4861	Wilmington	NC	Solar	Intermediate	Yes	5.1
Facility 4862	Raleigh	NC	Solar	Intermediate	Yes	7.6
Facility 4863	Holly Springs	NC	Solar	Intermediate	Yes	6.0
Facility 4864	Knightdale	NC	Solar	Intermediate	Yes	7.6
Facility 4865	Pinehurst	NC	Solar	Intermediate	Yes	3.8
Facility 4866	Snow Hill	NC	Solar	Intermediate	Yes	11.4
Facility 4867	Franklinton	NC	Solar	Intermediate	Yes	5.0
Facility 4868	Raleigh	NC	Solar	Intermediate	Yes	5.0
Facility 4869	Pikeville	NC	Solar	Intermediate	Yes	10.0
Facility 4870	Garner	NC	Solar	Intermediate	Yes	3.8
Facility 4871	Raleigh	NC	Solar	Intermediate	Yes	13.6
Facility 4872	Cary	NC	Solar	Intermediate	Yes	7.6
Facility 4873	RALEIGH	NC	Solar	Intermediate	Yes	8.9
Facility 4874	RALEIGH	NC	Solar	Intermediate	Yes	7.6
Facility 4875	Wendell	NC	Solar	Intermediate	Yes	7.6
Facility 4876	Wallace	NC	Solar	Intermediate	Yes	5.0
Facility 4877	Siler City	NC	Solar	Intermediate	Yes	3.0
Facility 4878	Raleigh	NC	Solar	Intermediate	Yes	5.0
Facility 4879	Willow Spring	NC	Solar	Intermediate	Yes	10.0
Facility 4880	Raleigh	NC	Solar	Intermediate	Yes	6.0
Facility 4881	Henderson	NC	Solar	Intermediate	Yes	5.0
Facility 4882	Raleigh	NC	Solar	Intermediate	Yes	7.9
Facility 4883	Lumberton	NC	Solar	Intermediate	Yes	17.6
Facility 4884	OXFORD	NC	Solar	Intermediate	Yes	7.4
Facility 4885	Fuquay Varina	NC	Solar	Intermediate	Yes	7.0
Facility 4886	Garner	NC	Solar	Intermediate	Yes	5.0
Facility 4887	Asheville	NC	Solar	Intermediate	Yes	7.6
Facility 4888	New Hill	NC	Solar	Intermediate	Yes	15.2
Facility 4889	New Hill	NC	Solar	Intermediate	Yes	17.6
Facility 4890	Siler City	NC	Solar	Intermediate	Yes	3.0
Facility 4891	Wilmington	NC	Solar	Intermediate	Yes	4.1
Facility 4892	Apex	NC	Solar	Intermediate	Yes	3.8
Facility 4893	Asheville	NC	Solar	Intermediate	Yes	10.0
Facility 4894	Garner	NC	Solar	Intermediate	Yes	3.7
Facility 4895	Castle Hayne	NC	Solar	Intermediate	Yes	20.0
Facility 4896	Hampstead	NC	Solar	Intermediate	Yes	19.2

***DEP Non-Utility Generator Listing - North Carolina  
as of July 31, 2019***

<b>NORTH CAROLINA GENERATORS:</b>						
<b>Facility Name:</b>	<b>City/County:</b>	<b>State:</b>	<b>Primary Fuel Type:</b>	<b>Designation:</b>	<b>Inclusion in Utility's Resources:</b>	<b>Capacity (AC kW):</b>
Facility 4897	Four Oaks	NC	Solar	Intermediate	Yes	9.6
Facility 4898	Raleigh	NC	Solar	Intermediate	Yes	5.0
Facility 4899	Castle Hayne	NC	Solar	Intermediate	Yes	10.0
Facility 4900	Erwin	NC	Solar	Intermediate	Yes	13.6
Facility 4901	Raleigh	NC	Solar	Intermediate	Yes	3.8
Facility 4902	Sanford	NC	Solar	Intermediate	Yes	16.0
Facility 4903	Cary	NC	Solar	Intermediate	Yes	3.8
Facility 4904	Raleigh	NC	Solar	Intermediate	Yes	11.4
Facility 4905	Raleigh	NC	Solar	Intermediate	Yes	11.4
Facility 4906	Asheville	NC	Solar	Intermediate	Yes	7.6
Facility 4907	Chapel Hill	NC	Solar	Intermediate	Yes	7.6
Facility 4908	Willow Spring	NC	Solar	Intermediate	Yes	11.4
Facility 4909	Grifton	NC	Solar	Intermediate	Yes	5.0
Facility 4910	Holly Springs	NC	Solar	Intermediate	Yes	6.0
Facility 4911	Smithfield	NC	Solar	Intermediate	Yes	11.4
Facility 4912	Raleigh	NC	Solar	Intermediate	Yes	11.4
Facility 4913	Fayetteville	NC	Solar	Intermediate	Yes	10.0
Facility 4914	Randleman	NC	Solar	Intermediate	Yes	5.0
Facility 4915	Candler	NC	Solar	Intermediate	Yes	6.0
Facility 4916	Morrisville	NC	Solar	Intermediate	Yes	6.0
Facility 4917	Spruce Pine	NC	Solar	Intermediate	Yes	12.8
Facility 4918	Clayton	NC	Solar	Intermediate	Yes	7.6
Facility 4919	Candler	NC	Solar	Intermediate	Yes	6.1
Facility 4920	Garner	NC	Solar	Intermediate	Yes	5.8
Facility 4921	Holly Springs	NC	Solar	Intermediate	Yes	2.4
Facility 4922	Whiteville	NC	Solar	Intermediate	Yes	3.8
Facility 4923	Pinehurst	NC	Solar	Intermediate	Yes	10.0
Facility 4924	Beaufort	NC	Solar	Intermediate	Yes	5.0
Facility 4925	Wake Forest	NC	Solar	Intermediate	Yes	6.7
Facility 4926	Raleigh	NC	Solar	Intermediate	Yes	15.2
Facility 4927	Asheville	NC	Solar	Intermediate	Yes	5.0
Facility 4928	Elizabethtown	NC	Solar	Intermediate	Yes	5.3
Facility 4929	Kinston	NC	Solar	Intermediate	Yes	15.4
Facility 4930	Apex	NC	Solar	Intermediate	Yes	6.2
Facility 4931	Garner	NC	Solar	Intermediate	Yes	7.7
Facility 4932	Knightdale	NC	Solar	Intermediate	Yes	5.0

***DEP Non-Utility Generator Listing - North Carolina  
as of July 31, 2019***

<b>NORTH CAROLINA GENERATORS:</b>						
<b>Facility Name:</b>	<b>City/County:</b>	<b>State:</b>	<b>Primary Fuel Type:</b>	<b>Designation:</b>	<b>Inclusion in Utility's Resources:</b>	<b>Capacity (AC kW):</b>
Facility 4933	Asheboro	NC	Solar	Intermediate	Yes	10.0
Facility 4934	Asheville	NC	Solar	Intermediate	Yes	10.0
Facility 4935	Asheville	NC	Solar	Intermediate	Yes	7.6
Facility 4936	Cary	NC	Solar	Intermediate	Yes	7.6
Facility 4937	Fayetteville	NC	Solar	Intermediate	Yes	7.6
Facility 4938	Raleigh	NC	Solar	Intermediate	Yes	7.6
Facility 4939	Garner	NC	Solar	Intermediate	Yes	7.6
Facility 4940	Raleigh	NC	Solar	Intermediate	Yes	7.0
Facility 4941	Raleigh	NC	Solar	Intermediate	Yes	4.1
Facility 4942	Hope Mills	NC	Solar	Intermediate	Yes	3.7
Facility 4943	Lillington	NC	Solar	Intermediate	Yes	7.9
Facility 4944	Cary	NC	Solar	Intermediate	Yes	3.0
Facility 4945	Holly Springs	NC	Solar	Intermediate	Yes	5.0
Facility 4946	Sanford	NC	Solar	Intermediate	Yes	5.0
Facility 4947	Apex	NC	Solar	Intermediate	Yes	13.6
Facility 4948	Black Mountain	NC	Solar	Intermediate	Yes	7.8
Facility 4949	Asheville	NC	Solar	Intermediate	Yes	5.0
Facility 4950	Fuquay Varina	NC	Solar	Intermediate	Yes	6.2
Facility 4951	Asheville	NC	Solar	Intermediate	Yes	7.6
Facility 4952	Apex	NC	Solar	Intermediate	Yes	10.0
Facility 4953	Chapel Hill	NC	Solar	Intermediate	Yes	7.6
Facility 4954	Wilmington	NC	Solar	Intermediate	Yes	7.7
Facility 4955	Asheville	NC	Solar	Intermediate	Yes	7.1
Facility 4956	Raleigh	NC	Solar	Intermediate	Yes	3.8
Facility 4957	Asheville	NC	Solar	Intermediate	Yes	5.9
Facility 4958	Middlesex	NC	Solar	Intermediate	Yes	8.9
Facility 4959	Smithfield	NC	Solar	Intermediate	Yes	7.9
Facility 4960	Raleigh	NC	Solar	Intermediate	Yes	5.0
Facility 4961	Laurel Hill	NC	Solar	Intermediate	Yes	11.4
Facility 4962	Roxboro	NC	Solar	Intermediate	Yes	10.0
Facility 4963	Asheville	NC	Solar	Intermediate	Yes	5.0
Facility 4964	Asheville	NC	Solar	Intermediate	Yes	9.5
Facility 4965	Raleigh	NC	Solar	Intermediate	Yes	6.0
Facility 4966	Manson	NC	Solar	Intermediate	Yes	10.0
Facility 4967	Garner	NC	Solar	Intermediate	Yes	7.6
Facility 4968	Pinehurst	NC	Solar	Intermediate	Yes	5.0



***DEP Non-Utility Generator Listing - North Carolina  
as of July 31, 2019***

<b>NORTH CAROLINA GENERATORS:</b>						
<b>Facility Name:</b>	<b>City/County:</b>	<b>State:</b>	<b>Primary Fuel Type:</b>	<b>Designation:</b>	<b>Inclusion in Utility's Resources:</b>	<b>Capacity (AC kW):</b>
Facility 4969	Clayton	NC	Solar	Intermediate	Yes	13.6
Facility 4970	Asheville	NC	Solar	Intermediate	Yes	7.6
Facility 4971	Canton	NC	Solar	Intermediate	Yes	10.0
Facility 4972	Chapel Hill	NC	Solar	Intermediate	Yes	12.0
Facility 4973	Cary	NC	Solar	Intermediate	Yes	13.8
Facility 4974	Maysville	NC	Solar	Intermediate	Yes	7.6
Facility 4975	Raleigh	NC	Solar	Intermediate	Yes	7.2
Facility 4976	Holly Springs	NC	Solar	Intermediate	Yes	5.3
Facility 4977	Cary	NC	Solar	Intermediate	Yes	11.3
Facility 4978	WAYNESVILLE	NC	Solar	Intermediate	Yes	6.6
Facility 4979	Wilmington	NC	Solar	Intermediate	Yes	4.8
Facility 4980	Raleigh	NC	Solar	Intermediate	Yes	4.6
Facility 4981	Wilmington	NC	Solar	Intermediate	Yes	5.0
Facility 4982	Nashville	NC	Solar	Intermediate	Yes	20.0
Facility 4983	Nashville	NC	Solar	Intermediate	Yes	7.6
Facility 4984	Leicester	NC	Solar	Intermediate	Yes	10.0
Facility 4985	SanFord	NC	Solar	Intermediate	Yes	10.0
Facility 4986	Raleigh	NC	Solar	Intermediate	Yes	7.6
Facility 4987	Holly Springs	NC	Solar	Intermediate	Yes	7.6
Facility 4988	Raleigh	NC	Solar	Intermediate	Yes	2.6
Facility 4989	Goldsboro	NC	Solar	Intermediate	Yes	5.0
Facility 4990	Asheville	NC	Solar	Intermediate	Yes	7.6
Facility 4991	Chapel Hill	NC	Solar	Intermediate	Yes	10.0
Facility 4992	New Bern	NC	Solar	Intermediate	Yes	11.4
Facility 4993	Asheville	NC	Solar	Intermediate	Yes	3.0
Facility 4994	Asheville	NC	Solar	Intermediate	Yes	6.7
Facility 4995	Sanford	NC	Solar	Intermediate	Yes	6.0
Facility 4996	Raleigh	NC	Solar	Intermediate	Yes	6.0
Facility 4997	Alexander	NC	Solar	Intermediate	Yes	7.6
Facility 4998	Bunnlevel	NC	Solar	Intermediate	Yes	6.6
Facility 4999	Fuquay Varina	NC	Solar	Intermediate	Yes	13.0
Facility 5000	Asheville	NC	Solar	Intermediate	Yes	10.0
Facility 5001	Candler	NC	Solar	Intermediate	Yes	7.0
Facility 5002	Fuquay-Varina	NC	Solar	Intermediate	Yes	8.2
Facility 5003	Waynesville	NC	Solar	Intermediate	Yes	7.6
Facility 5004	Asheville	NC	Solar	Intermediate	Yes	3.8



***DEP Non-Utility Generator Listing - North Carolina  
as of July 31, 2019***

<b>NORTH CAROLINA GENERATORS:</b>						
<b>Facility Name:</b>	<b>City/County:</b>	<b>State:</b>	<b>Primary Fuel Type:</b>	<b>Designation:</b>	<b>Inclusion in Utility's Resources:</b>	<b>Capacity (AC kW):</b>
Facility 5005	Cary	NC	Solar	Intermediate	Yes	7.6
Facility 5006	Holly Springs	NC	Solar	Intermediate	Yes	5.0
Facility 5007	Clayton	NC	Solar	Intermediate	Yes	6.0
Facility 5008	Asheville	NC	Solar	Intermediate	Yes	7.6
Facility 5009	Asheville	NC	Solar	Intermediate	Yes	10.0
Facility 5010	Raleigh	NC	Solar	Intermediate	Yes	5.0
Facility 5011	Wilmington	NC	Solar	Intermediate	Yes	5.0
Facility 5012	Fletcher	NC	Solar	Intermediate	Yes	7.6
Facility 5013	Raleigh	NC	Solar	Intermediate	Yes	7.6
Facility 5014	WILMINGTON	NC	Solar	Intermediate	Yes	7.7
Facility 5015	Knightdale	NC	Solar	Intermediate	Yes	6.0
Facility 5016	Cary	NC	Solar	Intermediate	Yes	10.0
Facility 5017	Ashville	NC	Solar	Intermediate	Yes	7.6
Facility 5018	Apex	NC	Solar	Intermediate	Yes	10.0
Facility 5019	Swannanoa	NC	Solar	Intermediate	Yes	18.0
Facility 5020	Weaverville	NC	Solar	Intermediate	Yes	7.5
Facility 5021	Raleigh	NC	Solar	Intermediate	Yes	10.0
Facility 5022	Four Oaks	NC	Solar	Intermediate	Yes	3.5
Facility 5023	Garner	NC	Solar	Intermediate	Yes	7.4
Facility 5024	Cary	NC	Solar	Intermediate	Yes	7.1
Facility 5025	Raleigh	NC	Solar	Intermediate	Yes	5.3
Facility 5026	Raleigh	NC	Solar	Intermediate	Yes	4.6
Facility 5027	Cary	NC	Solar	Intermediate	Yes	5.0
Facility 5028	Cary	NC	Solar	Intermediate	Yes	5.0
Facility 5029	Southport	NC	Solar	Intermediate	Yes	7.6
Facility 5030	Willow Springs	NC	Solar	Intermediate	Yes	7.6
Facility 5031	Franklinton	NC	Solar	Intermediate	Yes	5.0
Facility 5032	Asheville	NC	Solar	Intermediate	Yes	5.2
Facility 5033	Newland	NC	Solar	Intermediate	Yes	7.6
Facility 5034	Zebulon	NC	Solar	Intermediate	Yes	10.0
Facility 5035	Cary	NC	Solar	Intermediate	Yes	7.6
Facility 5036	Garner	NC	Solar	Intermediate	Yes	10.0
Facility 5037	Raleigh	NC	Solar	Intermediate	Yes	7.6
Facility 5038	Fuquay Varina	NC	Solar	Intermediate	Yes	5.0
Facility 5039	Arden	NC	Solar	Intermediate	Yes	7.6
Facility 5040	Morrisville	NC	Solar	Intermediate	Yes	11.4

***DEP Non-Utility Generator Listing - North Carolina  
as of July 31, 2019***

<b>NORTH CAROLINA GENERATORS:</b>						
<b>Facility Name:</b>	<b>City/County:</b>	<b>State:</b>	<b>Primary Fuel Type:</b>	<b>Designation:</b>	<b>Inclusion in Utility's Resources:</b>	<b>Capacity (AC kW):</b>
Facility 5041	Raleigh	NC	Solar	Intermediate	Yes	3.8
Facility 5042	Wake Forest	NC	Solar	Intermediate	Yes	17.6
Facility 5043	Cove City	NC	Solar	Intermediate	Yes	7.6
Facility 5044	Hamlet	NC	Solar	Intermediate	Yes	5.0
Facility 5045	Bahama	NC	Solar	Intermediate	Yes	3.8
Facility 5046	Asheville	NC	Solar	Intermediate	Yes	11.4
Facility 5047	Wendell	NC	Solar	Intermediate	Yes	2.9
Facility 5048	Knightdale	NC	Solar	Intermediate	Yes	9.4
Facility 5049	Holly Springs	NC	Solar	Intermediate	Yes	4.1
Facility 5050	Waynesville	NC	Solar	Intermediate	Yes	5.0
Facility 5051	Asheboro	NC	Solar	Intermediate	Yes	7.6
Facility 5052	Holly Springs	NC	Solar	Intermediate	Yes	7.6
Facility 5053	Asheville	NC	Solar	Intermediate	Yes	8.0
Facility 5054	Fairview	NC	Solar	Intermediate	Yes	7.6
Facility 5055	Cary	NC	Solar	Intermediate	Yes	7.6
Facility 5056	Asheville	NC	Solar	Intermediate	Yes	7.6
Facility 5057	Willow Spring	NC	Solar	Intermediate	Yes	7.6
Facility 5058	Raleigh	NC	Solar	Intermediate	Yes	5.0
Facility 5059	Cary	NC	Solar	Intermediate	Yes	7.6
Facility 5060	Leicester	NC	Solar	Intermediate	Yes	10.0
Facility 5061	Richlands	NC	Solar	Intermediate	Yes	7.6
Facility 5062	Raleigh	NC	Solar	Intermediate	Yes	3.8
Facility 5063	Fuquay-Varina	NC	Solar	Intermediate	Yes	2.4
Facility 5064	Chapel Hill	NC	Solar	Intermediate	Yes	4.0
Facility 5065	Asheville	NC	Solar	Intermediate	Yes	3.8
Facility 5066	Asheville	NC	Solar	Intermediate	Yes	7.6
Facility 5067	Asheville	NC	Solar	Intermediate	Yes	15.2
Facility 5068	Asheville	NC	Solar	Intermediate	Yes	5.2
Facility 5069	Asheville	NC	Solar	Intermediate	Yes	7.6
Facility 5070	Holly Springs	NC	Solar	Intermediate	Yes	7.6
Facility 5071	Asheville	NC	Solar	Intermediate	Yes	10.7
Facility 5072	Cary	NC	Solar	Intermediate	Yes	7.6
Facility 5073	Selma	NC	Solar	Intermediate	Yes	5.3
Facility 5074	Coats	NC	Solar	Intermediate	Yes	4.0
Facility 5075	Arden	NC	Solar	Intermediate	Yes	10.7
Facility 5076	Sanford	NC	Solar	Intermediate	Yes	10.0

***DEP Non-Utility Generator Listing - North Carolina  
as of July 31, 2019***

<b>NORTH CAROLINA GENERATORS:</b>						
<b>Facility Name:</b>	<b>City/County:</b>	<b>State:</b>	<b>Primary Fuel Type:</b>	<b>Designation:</b>	<b>Inclusion in Utility's Resources:</b>	<b>Capacity (AC kW):</b>
Facility 5077	BLACK MTN	NC	Solar	Intermediate	Yes	4.4
Facility 5078	Clayton	NC	Solar	Intermediate	Yes	11.4
Facility 5079	Angier	NC	Solar	Intermediate	Yes	6.7
Facility 5080	Raleigh	NC	Solar	Intermediate	Yes	4.6
Facility 5081	Cary	NC	Solar	Intermediate	Yes	9.6
Facility 5082	Rolesville	NC	Solar	Intermediate	Yes	10.0
Facility 5083	Holly Springs	NC	Solar	Intermediate	Yes	13.8
Facility 5084	Maysville	NC	Solar	Intermediate	Yes	7.6
Facility 5085	Weaverville	NC	Solar	Intermediate	Yes	7.6
Facility 5086	Fairview	NC	Solar	Intermediate	Yes	7.6
Facility 5087	Raleigh	NC	Solar	Intermediate	Yes	5.0
Facility 5088	Asheboro	NC	Solar	Intermediate	Yes	7.6
Facility 5089	Asheville	NC	Solar	Intermediate	Yes	10.0
Facility 5090	Raleigh	NC	Solar	Intermediate	Yes	11.4
Facility 5091	Cary	NC	Solar	Intermediate	Yes	5.5
Facility 5092	Raleigh	NC	Solar	Intermediate	Yes	10.6
Facility 5093	Knightdale	NC	Solar	Intermediate	Yes	5.5
Facility 5094	Garner	NC	Solar	Intermediate	Yes	6.2
Facility 5095	Wendell	NC	Solar	Intermediate	Yes	5.5
Facility 5096	Goldsboro	NC	Solar	Intermediate	Yes	4.1
Facility 5097	Roxboro	NC	Solar	Intermediate	Yes	7.6
Facility 5098	Lumberton	NC	Solar	Intermediate	Yes	3.5
Facility 5099	Holly Springs	NC	Solar	Intermediate	Yes	7.6
Facility 5100	Raleigh	NC	Solar	Intermediate	Yes	5.0
Facility 5101	Wendell	NC	Solar	Intermediate	Yes	7.6
Facility 5102	Leland	NC	Solar	Intermediate	Yes	10.2
Facility 5103	Raleigh	NC	Solar	Intermediate	Yes	7.6
Facility 5104	Wilmington	NC	Solar	Intermediate	Yes	10.0
Facility 5105	Newland	NC	Solar	Intermediate	Yes	7.6
Facility 5106	Goldsboro	NC	Solar	Intermediate	Yes	20.0
Facility 5107	Candler	NC	Solar	Intermediate	Yes	6.8
Facility 5108	Holly Springs	NC	Solar	Intermediate	Yes	7.6
Facility 5109	Wrightsville Beach	NC	Solar	Intermediate	Yes	15.4
Facility 5110	Raleigh	NC	Solar	Intermediate	Yes	6.0
Facility 5111	Raleigh	NC	Solar	Intermediate	Yes	5.0
Facility 5112	Raleigh	NC	Solar	Intermediate	Yes	5.0

***DEP Non-Utility Generator Listing - North Carolina  
as of July 31, 2019***

<b>NORTH CAROLINA GENERATORS:</b>						
<b>Facility Name:</b>	<b>City/County:</b>	<b>State:</b>	<b>Primary Fuel Type:</b>	<b>Designation:</b>	<b>Inclusion in Utility's Resources:</b>	<b>Capacity (AC kW):</b>
Facility 5113	Pittsboro	NC	Solar	Intermediate	Yes	10.0
Facility 5114	Raleigh	NC	Solar	Intermediate	Yes	10.0
Facility 5115	Swannanoa	NC	Solar	Intermediate	Yes	10.0
Facility 5116	Asheville	NC	Solar	Intermediate	Yes	6.0
Facility 5117	Knightdale	NC	Solar	Intermediate	Yes	5.5
Facility 5118	Asheboro	NC	Solar	Intermediate	Yes	7.6
Facility 5119	Asheville	NC	Solar	Intermediate	Yes	5.0
Facility 5120	Raleigh	NC	Solar	Intermediate	Yes	2.9
Facility 5121	Raleigh	NC	Solar	Intermediate	Yes	5.8
Facility 5122	Angier	NC	Solar	Intermediate	Yes	15.2
Facility 5123	Smithfield	NC	Solar	Intermediate	Yes	7.0
Facility 5124	Raleigh	NC	Solar	Intermediate	Yes	2.4
Facility 5125	Cary	NC	Solar	Intermediate	Yes	9.8
Facility 5126	Raleigh	NC	Solar	Intermediate	Yes	2.9
Facility 5127	Wilmington	NC	Solar	Intermediate	Yes	7.7
Facility 5128	Swannanoa	NC	Solar	Intermediate	Yes	4.4
Facility 5129	Asheville	NC	Solar	Intermediate	Yes	5.0
Facility 5130	Wilmington	NC	Solar	Intermediate	Yes	8.6
Facility 5131	Southport	NC	Solar	Intermediate	Yes	7.6
Facility 5132	Raleigh	NC	Solar	Intermediate	Yes	7.6
Facility 5133	Fuquay Varina	NC	Solar	Intermediate	Yes	11.4
Facility 5134	Clayton	NC	Solar	Intermediate	Yes	7.6
Facility 5135	Middlesex	NC	Solar	Intermediate	Yes	10.0
Facility 5136	Parkton	NC	Solar	Intermediate	Yes	11.9
Facility 5137	Cary	NC	Solar	Intermediate	Yes	10.0
Facility 5138	Apex	NC	Solar	Intermediate	Yes	10.0
Facility 5139	Broadway	NC	Solar	Intermediate	Yes	3.8
Facility 5140	Raleigh	NC	Solar	Intermediate	Yes	5.9
Facility 5141	Raleigh	NC	Solar	Intermediate	Yes	5.0
Facility 5142	Watha	NC	Solar	Intermediate	Yes	8.0
Facility 5143	Leland	NC	Solar	Intermediate	Yes	5.8
Facility 5144	Asheville	NC	Solar	Intermediate	Yes	7.6
Facility 5145	Fayetteville	NC	Solar	Intermediate	Yes	5.9
Facility 5146	Southern Pines	NC	Solar	Intermediate	Yes	6.2
Facility 5147	Asheville	NC	Solar	Intermediate	Yes	3.8
Facility 5148	Chapel Hill	NC	Solar	Intermediate	Yes	15.2

***DEP Non-Utility Generator Listing - North Carolina  
as of July 31, 2019***

<b>NORTH CAROLINA GENERATORS:</b>						
<b>Facility Name:</b>	<b>City/County:</b>	<b>State:</b>	<b>Primary Fuel Type:</b>	<b>Designation:</b>	<b>Inclusion in Utility's Resources:</b>	<b>Capacity (AC kW):</b>
Facility 5149	Raleigh	NC	Solar	Intermediate	Yes	5.0
Facility 5150	Asheville	NC	Solar	Intermediate	Yes	10.0
Facility 5151	Asheville	NC	Solar	Intermediate	Yes	11.4
Facility 5152	Asheville	NC	Solar	Intermediate	Yes	3.8
Facility 5153	Fuquay Varina	NC	Solar	Intermediate	Yes	12.0
Facility 5154	New Hill	NC	Solar	Intermediate	Yes	10.0
Facility 5155	Asheville	NC	Solar	Intermediate	Yes	11.4
Facility 5156	Black Mountain	NC	Solar	Intermediate	Yes	11.4
Facility 5157	Asheville	NC	Solar	Intermediate	Yes	11.4
Facility 5158	Asheville	NC	Solar	Intermediate	Yes	10.0
Facility 5159	Fairview	NC	Solar	Intermediate	Yes	7.6
Facility 5160	Asheville	NC	Solar	Intermediate	Yes	7.6
Facility 5161	Asheville	NC	Solar	Intermediate	Yes	11.4
Facility 5162	Asheville	NC	Solar	Intermediate	Yes	7.6
Facility 5163	Henderson	NC	Solar	Intermediate	Yes	15.0
Facility 5164	Raleigh	NC	Solar	Intermediate	Yes	5.0
Facility 5165	Cary	NC	Solar	Intermediate	Yes	10.0
Facility 5166	Wendell	NC	Solar	Intermediate	Yes	7.6
Facility 5167	Stem	NC	Solar	Intermediate	Yes	17.6
Facility 5168	Benson	NC	Solar	Intermediate	Yes	10.6
Facility 5169	Knightdale	NC	Solar	Intermediate	Yes	8.4
Facility 5170	Raleigh	NC	Solar	Intermediate	Yes	9.6
Facility 5171	Asheville	NC	Solar	Intermediate	Yes	7.6
Facility 5172	Rolesville	NC	Solar	Intermediate	Yes	3.8
Facility 5173	Asheville	NC	Solar	Intermediate	Yes	10.0
Facility 5174	Cary	NC	Solar	Intermediate	Yes	7.6
Facility 5175	Raleigh	NC	Solar	Intermediate	Yes	10.0
Facility 5176	Linden	NC	Solar	Intermediate	Yes	10.0
Facility 5177	ZEBULON	NC	Solar	Intermediate	Yes	7.5
Facility 5178	Cary	NC	Solar	Intermediate	Yes	11.4
Facility 5179	Garner	NC	Solar	Intermediate	Yes	10.0
Facility 5180	Cary	NC	Solar	Intermediate	Yes	7.6
Facility 5181	Rolesville	NC	Solar	Intermediate	Yes	6.5
Facility 5182	Fuquay Varina	NC	Solar	Intermediate	Yes	5.0
Facility 5183	Fuquay-Varina	NC	Solar	Intermediate	Yes	10.0
Facility 5184	Hampstead	NC	Solar	Intermediate	Yes	10.0

***DEP Non-Utility Generator Listing - North Carolina  
as of July 31, 2019***

<b>NORTH CAROLINA GENERATORS:</b>						
<b>Facility Name:</b>	<b>City/County:</b>	<b>State:</b>	<b>Primary Fuel Type:</b>	<b>Designation:</b>	<b>Inclusion in Utility's Resources:</b>	<b>Capacity (AC kW):</b>
Facility 5185	Fayetteville	NC	Solar	Intermediate	Yes	5.0
Facility 5186	Hampstead	NC	Solar	Intermediate	Yes	5.0
Facility 5187	Fuquay Varina	NC	Solar	Intermediate	Yes	11.4
Facility 5188	Clayton	NC	Solar	Intermediate	Yes	5.0
Facility 5189	Chocowinity	NC	Solar	Intermediate	Yes	5.0
Facility 5190	Raleigh	NC	Solar	Intermediate	Yes	4.8
Facility 5191	Carolina Beach	NC	Solar	Intermediate	Yes	8.0
Facility 5192	Wendell	NC	Solar	Intermediate	Yes	6.0
Facility 5193	Wendell	NC	Solar	Intermediate	Yes	6.0
Facility 5194	Black Mountain	NC	Solar	Intermediate	Yes	6.0
Facility 5195	Morrisville	NC	Solar	Intermediate	Yes	3.8
Facility 5196	Wilmington	NC	Solar	Intermediate	Yes	10.0
Facility 5197	Wendell	NC	Solar	Intermediate	Yes	7.6
Facility 5198	Cary	NC	Solar	Intermediate	Yes	7.6
Facility 5199	Weaverville	NC	Solar	Intermediate	Yes	10.0
Facility 5200	Chapel Hill	NC	Solar	Intermediate	Yes	5.0
Facility 5201	Kure Beach	NC	Solar	Intermediate	Yes	9.4
Facility 5202	Raleigh	NC	Solar	Intermediate	Yes	7.6
Facility 5203	Raleigh	NC	Solar	Intermediate	Yes	10.0
Facility 5204	Knightdale	NC	Solar	Intermediate	Yes	4.3
Facility 5205	Goldsboro	NC	Solar	Intermediate	Yes	12.7
Facility 5206	Weaverville	NC	Solar	Intermediate	Yes	10.0
Facility 5207	Angier	NC	Solar	Intermediate	Yes	10.3
Facility 5208	Timberlake	NC	Solar	Intermediate	Yes	5.0
Facility 5209	Asheville	NC	Solar	Intermediate	Yes	8.9
Facility 5210	Morrisville	NC	Solar	Intermediate	Yes	10.0
Facility 5211	Raleigh	NC	Solar	Intermediate	Yes	6.0
Facility 5212	Chapel Hill	NC	Solar	Intermediate	Yes	11.4
Facility 5213	Cary	NC	Solar	Intermediate	Yes	10.0
Facility 5214	Raleigh	NC	Solar	Intermediate	Yes	11.4
Facility 5215	Asheville	NC	Solar	Intermediate	Yes	4.1
Facility 5216	Cary	NC	Solar	Intermediate	Yes	7.6
Facility 5217	Southern Pines	NC	Solar	Intermediate	Yes	7.6
Facility 5218	Pittsboro	NC	Solar	Intermediate	Yes	7.6
Facility 5219	Raleigh	NC	Solar	Intermediate	Yes	3.8
Facility 5220	Blanch	NC	Solar	Intermediate	Yes	7.6

***DEP Non-Utility Generator Listing - North Carolina  
as of July 31, 2019***

<b>NORTH CAROLINA GENERATORS:</b>						
<b>Facility Name:</b>	<b>City/County:</b>	<b>State:</b>	<b>Primary Fuel Type:</b>	<b>Designation:</b>	<b>Inclusion in Utility's Resources:</b>	<b>Capacity (AC kW):</b>
Facility 5221	Holly Springs	NC	Solar	Intermediate	Yes	6.0
Facility 5222	Leland	NC	Solar	Intermediate	Yes	5.0
Facility 5223	Hubert	NC	Solar	Intermediate	Yes	7.6
Facility 5224	Weaverville	NC	Solar	Intermediate	Yes	6.0
Facility 5225	Clayton	NC	Solar	Intermediate	Yes	5.0
Facility 5226	Fayetteville	NC	Solar	Intermediate	Yes	7.6
Facility 5227	Raleigh	NC	Solar	Intermediate	Yes	7.6
Facility 5228	Louisburg	NC	Solar	Intermediate	Yes	6.0
Facility 5229	Asheville	NC	Solar	Intermediate	Yes	7.6
Facility 5230	Clayton	NC	Solar	Intermediate	Yes	7.6
Facility 5231	Asheville	NC	Solar	Intermediate	Yes	5.0
Facility 5232	Raleigh	NC	Solar	Intermediate	Yes	11.4
Facility 5233	Garner	NC	Solar	Intermediate	Yes	10.0
Facility 5234	Chapel Hill	NC	Solar	Intermediate	Yes	13.0
Facility 5235	Willow Spring	NC	Solar	Intermediate	Yes	8.2
Facility 5236	Raleigh	NC	Solar	Intermediate	Yes	8.4
Facility 5237	Raleigh	NC	Solar	Intermediate	Yes	5.0
Facility 5238	Jacksonville	NC	Solar	Intermediate	Yes	11.4
Facility 5239	Garner	NC	Solar	Intermediate	Yes	3.7
Facility 5240	Raleigh	NC	Solar	Intermediate	Yes	4.1
Facility 5241	Asheville	NC	Solar	Intermediate	Yes	6.1
Facility 5242	Weaverville	NC	Solar	Intermediate	Yes	5.9
Facility 5243	Raleigh	NC	Solar	Intermediate	Yes	7.6
Facility 5244	Wilmington	NC	Solar	Intermediate	Yes	3.8
Facility 5245	Linden	NC	Solar	Intermediate	Yes	10.0
Facility 5246	Angier	NC	Solar	Intermediate	Yes	7.6
Facility 5247	Wilmington	NC	Solar	Intermediate	Yes	6.7
Facility 5248	Wilmington	NC	Solar	Intermediate	Yes	6.0
Facility 5249	Waynesville	NC	Solar	Intermediate	Yes	3.8
Facility 5250	Knightdale	NC	Solar	Intermediate	Yes	11.4
Facility 5251	asheville	NC	Solar	Intermediate	Yes	7.6
Facility 5252	Candler	NC	Solar	Intermediate	Yes	10.0
Facility 5253	Raleigh	NC	Solar	Intermediate	Yes	7.6
Facility 5254	Chapel Hill	NC	Solar	Intermediate	Yes	5.0
Facility 5255	Fuquay Varina	NC	Solar	Intermediate	Yes	11.4
Facility 5256	Chapel Hill	NC	Solar	Intermediate	Yes	5.0



***DEP Non-Utility Generator Listing - North Carolina  
as of July 31, 2019***

<b>NORTH CAROLINA GENERATORS:</b>						
<b>Facility Name:</b>	<b>City/County:</b>	<b>State:</b>	<b>Primary Fuel Type:</b>	<b>Designation:</b>	<b>Inclusion in Utility's Resources:</b>	<b>Capacity (AC kW):</b>
Facility 5257	Wendell	NC	Solar	Intermediate	Yes	6.0
Facility 5258	Knightdale	NC	Solar	Intermediate	Yes	6.0
Facility 5259	Raleigh	NC	Solar	Intermediate	Yes	10.0
Facility 5260	Raleigh	NC	Solar	Intermediate	Yes	10.0
Facility 5261	Sanford	NC	Solar	Intermediate	Yes	14.4
Facility 5262	Wendell	NC	Solar	Intermediate	Yes	10.0
Facility 5263	Garner	NC	Solar	Intermediate	Yes	10.0
Facility 5264	Oriental	NC	Solar	Intermediate	Yes	19.8
Facility 5265	Fayetteville	NC	Solar	Intermediate	Yes	10.0
Facility 5266	Cary	NC	Solar	Intermediate	Yes	7.6
Facility 5267	Raleigh	NC	Solar	Intermediate	Yes	10.0
Facility 5268	Asheville	NC	Solar	Intermediate	Yes	6.0
Facility 5269	Asheville	NC	Solar	Intermediate	Yes	7.6
Facility 5270	Raleigh	NC	Solar	Intermediate	Yes	10.0
Facility 5271	Weaverville	NC	Solar	Intermediate	Yes	5.0
Facility 5272	Barnardsville	NC	Solar	Intermediate	Yes	7.7
Facility 5273	Cary	NC	Solar	Intermediate	Yes	7.6
Facility 5274	Raleigh	NC	Solar	Intermediate	Yes	19.0
Facility 5275	HAVELOCK	NC	Solar	Intermediate	Yes	11.4
Facility 5276	Holly Springs	NC	Solar	Intermediate	Yes	6.0
Facility 5277	Cary	NC	Solar	Intermediate	Yes	3.8
Facility 5278	Four Oaks	NC	Solar	Intermediate	Yes	7.6
Facility 5279	Asheville	NC	Solar	Intermediate	Yes	7.5
Facility 5280	Asheboro	NC	Solar	Intermediate	Yes	3.8
Facility 5281	Raleigh	NC	Solar	Intermediate	Yes	5.0
Facility 5282	Fletcher	NC	Solar	Intermediate	Yes	10.0
Facility 5283	Asheville	NC	Solar	Intermediate	Yes	7.6
Facility 5284	Holly Springs	NC	Solar	Intermediate	Yes	6.7
Facility 5285	Cary	NC	Solar	Intermediate	Yes	7.6
Facility 5286	Raleigh	NC	Solar	Intermediate	Yes	5.0
Facility 5287	Wendell	NC	Solar	Intermediate	Yes	6.0
Facility 5288	Apex	NC	Solar	Intermediate	Yes	10.0
Facility 5289	Asheville	NC	Solar	Intermediate	Yes	6.7
Facility 5290	Pittsboro	NC	Solar	Intermediate	Yes	10.0
Facility 5291	Trent Woods	NC	Solar	Intermediate	Yes	7.6
Facility 5292	Pinehurst	NC	Solar	Intermediate	Yes	3.7



***DEP Non-Utility Generator Listing - North Carolina  
as of July 31, 2019***

<b>NORTH CAROLINA GENERATORS:</b>						
<b>Facility Name:</b>	<b>City/County:</b>	<b>State:</b>	<b>Primary Fuel Type:</b>	<b>Designation:</b>	<b>Inclusion in Utility's Resources:</b>	<b>Capacity (AC kW):</b>
Facility 5293	Knightdale	NC	Solar	Intermediate	Yes	5.0
Facility 5294	Pittsboro	NC	Solar	Intermediate	Yes	10.0
Facility 5295	Asheville	NC	Solar	Intermediate	Yes	7.6
Facility 5296	Cary	NC	Solar	Intermediate	Yes	3.8
Facility 5297	Apex	NC	Solar	Intermediate	Yes	11.4
Facility 5298	Asheville	NC	Solar	Intermediate	Yes	5.0
Facility 5299	Arden	NC	Solar	Intermediate	Yes	5.0
Facility 5300	Raleigh	NC	Solar	Intermediate	Yes	10.0
Facility 5301	Candler	NC	Solar	Intermediate	Yes	10.0
Facility 5302	Asheville	NC	Solar	Intermediate	Yes	5.0
Facility 5303	Asheville	NC	Solar	Intermediate	Yes	5.0
Facility 5304	Apex	NC	Solar	Intermediate	Yes	10.0
Facility 5305	Morrisville	NC	Solar	Intermediate	Yes	10.0
Facility 5306	Raleigh	NC	Solar	Intermediate	Yes	7.6
Facility 5307	Cary	NC	Solar	Intermediate	Yes	7.6
Facility 5308	Asheville	NC	Solar	Intermediate	Yes	7.9
Facility 5309	Holly Springs	NC	Solar	Intermediate	Yes	10.0
Facility 5310	Asheville	NC	Solar	Intermediate	Yes	6.0
Facility 5311	Coats	NC	Solar	Intermediate	Yes	10.0
Facility 5312	Angier	NC	Solar	Intermediate	Yes	11.4
Facility 5313	New Bern	NC	Solar	Intermediate	Yes	10.0
Facility 5314	Holly Springs	NC	Solar	Intermediate	Yes	6.0
Facility 5315	Garner	NC	Solar	Intermediate	Yes	11.4
Facility 5316	Fuquay Varina	NC	Solar	Intermediate	Yes	10.0
Facility 5317	Chapel Hill	NC	Solar	Intermediate	Yes	11.4
Facility 5318	Candler	NC	Solar	Intermediate	Yes	5.5
Facility 5319	Chapel Hill	NC	Solar	Intermediate	Yes	7.6
Facility 5320	Cary	NC	Solar	Intermediate	Yes	7.6
Facility 5321	Chapel Hill	NC	Solar	Intermediate	Yes	6.0
Facility 5322	Pittsboro	NC	Solar	Intermediate	Yes	11.4
Facility 5323	Chapel Hill	NC	Solar	Intermediate	Yes	7.6
Facility 5324	Raleigh	NC	Solar	Intermediate	Yes	10.0
Facility 5325	Lillington	NC	Solar	Intermediate	Yes	7.6
Facility 5326	Weaverville	NC	Solar	Intermediate	Yes	12.0
Facility 5327	Asheville	NC	Solar	Intermediate	Yes	7.6
Facility 5328	Asheville	NC	Solar	Intermediate	Yes	6.0

***DEP Non-Utility Generator Listing - North Carolina  
as of July 31, 2019***

<b>NORTH CAROLINA GENERATORS:</b>						
<b>Facility Name:</b>	<b>City/County:</b>	<b>State:</b>	<b>Primary Fuel Type:</b>	<b>Designation:</b>	<b>Inclusion in Utility's Resources:</b>	<b>Capacity (AC kW):</b>
Facility 5329	Rolesville	NC	Solar	Intermediate	Yes	6.2
Facility 5330	Raleigh	NC	Solar	Intermediate	Yes	6.0
Facility 5331	Asheville	NC	Solar	Intermediate	Yes	5.3
Facility 5332	Cary	NC	Solar	Intermediate	Yes	8.0
Facility 5333	Hampstead	NC	Solar	Intermediate	Yes	5.0
Facility 5334	Knightdale	NC	Solar	Intermediate	Yes	3.8
Facility 5335	Clayton	NC	Solar	Intermediate	Yes	10.0
Facility 5336	Asheville	NC	Solar	Intermediate	Yes	10.0
Facility 5337	Asheville	NC	Solar	Intermediate	Yes	3.8
Facility 5338	Asheville	NC	Solar	Intermediate	Yes	11.4
Facility 5339	Sanford	NC	Solar	Intermediate	Yes	7.6
Facility 5340	Asheville	NC	Solar	Intermediate	Yes	5.0
Facility 5341	Arden	NC	Solar	Intermediate	Yes	6.0
Facility 5342	Cary	NC	Solar	Intermediate	Yes	15.2
Facility 5343	Raleigh	NC	Solar	Intermediate	Yes	7.6
Facility 5344	Candler	NC	Solar	Intermediate	Yes	11.4
Facility 5345	Asheville	NC	Solar	Intermediate	Yes	10.0
Facility 5346	BLACK MOUNTAIN	NC	Solar	Intermediate	Yes	6.7
Facility 5347	Pittsboro	NC	Solar	Intermediate	Yes	10.0
Facility 5348	Raleigh	NC	Solar	Intermediate	Yes	10.0
Facility 5349	Chapel Hill	NC	Solar	Intermediate	Yes	7.6
Facility 5350	Rolesville	NC	Solar	Intermediate	Yes	11.4
Facility 5351	Asheboro	NC	Solar	Intermediate	Yes	7.6
Facility 5352	Jacksonville	NC	Solar	Intermediate	Yes	7.6
Facility 5353	Leicester	NC	Solar	Intermediate	Yes	5.0
Facility 5354	Garner	NC	Solar	Intermediate	Yes	13.6
Facility 5355	Asheville	NC	Solar	Intermediate	Yes	3.8
Facility 5356	Carolina Beach	NC	Solar	Intermediate	Yes	12.6
Facility 5357	Asheville	NC	Solar	Intermediate	Yes	7.6
Facility 5358	Black Mountain	NC	Solar	Intermediate	Yes	7.6
Facility 5359	Asheville	NC	Solar	Intermediate	Yes	7.6
Facility 5360	Swannanoa	NC	Solar	Intermediate	Yes	7.6
Facility 5361	Asheville	NC	Solar	Intermediate	Yes	11.4
Facility 5362	Asheville	NC	Solar	Intermediate	Yes	7.6
Facility 5363	Fairview	NC	Solar	Intermediate	Yes	7.6
Facility 5364	Raleigh	NC	Solar	Intermediate	Yes	10.0

***DEP Non-Utility Generator Listing - North Carolina  
as of July 31, 2019***

<b>NORTH CAROLINA GENERATORS:</b>						
<b>Facility Name:</b>	<b>City/County:</b>	<b>State:</b>	<b>Primary Fuel Type:</b>	<b>Designation:</b>	<b>Inclusion in Utility's Resources:</b>	<b>Capacity (AC kW):</b>
Facility 5365	Cary	NC	Solar	Intermediate	Yes	10.0
Facility 5366	Hot Springs	NC	Solar	Intermediate	Yes	6.0
Facility 5367	Asheville	NC	Solar	Intermediate	Yes	11.4
Facility 5368	Goldsboro	NC	Solar	Intermediate	Yes	7.6
Facility 5369	Fletcher	NC	Solar	Intermediate	Yes	7.6
Facility 5370	Fairview	NC	Solar	Intermediate	Yes	7.6
Facility 5371	Cary	NC	Solar	Intermediate	Yes	11.4
Facility 5372	Cary	NC	Solar	Intermediate	Yes	10.0
Facility 5373	Raleigh	NC	Solar	Intermediate	Yes	7.6
Facility 5374	Dudley	NC	Solar	Intermediate	Yes	3.8
Facility 5375	Middlesex	NC	Solar	Intermediate	Yes	7.6
Facility 5376	Raleigh	NC	Solar	Intermediate	Yes	9.8
Facility 5377	Goldsboro	NC	Solar	Intermediate	Yes	7.6
Facility 5378	Asheville	NC	Solar	Intermediate	Yes	10.0
Facility 5379	Spruce Pine	NC	Solar	Intermediate	Yes	5.1
Facility 5380	Weaverville	NC	Solar	Intermediate	Yes	7.8
Facility 5381	Raleigh	NC	Solar	Intermediate	Yes	7.6
Facility 5382	Weaverville	NC	Solar	Intermediate	Yes	5.0
Facility 5383	Fuquay Varina	NC	Solar	Intermediate	Yes	10.0
Facility 5384	Chapel Hill	NC	Solar	Intermediate	Yes	7.6
Facility 5385	Canton	NC	Solar	Intermediate	Yes	7.6
Facility 5386	Canton	NC	Solar	Intermediate	Yes	6.0
Facility 5387	Zebulon	NC	Solar	Intermediate	Yes	2.4
Facility 5388	Chapel Hill	NC	Solar	Intermediate	Yes	4.8
Facility 5389	Canton	NC	Solar	Intermediate	Yes	7.6
Facility 5390	Asheville	NC	Solar	Intermediate	Yes	16.0
Facility 5391	Clayton	NC	Solar	Intermediate	Yes	6.0
Facility 5392	Canton	NC	Solar	Intermediate	Yes	7.6
Facility 5393	Asheville	NC	Solar	Intermediate	Yes	6.0
Facility 5394	Garner	NC	Solar	Intermediate	Yes	7.6
Facility 5395	Canton	NC	Solar	Intermediate	Yes	5.0
Facility 5396	Pittsboro	NC	Solar	Intermediate	Yes	5.0
Facility 5397	Clayton	NC	Solar	Intermediate	Yes	10.0
Facility 5398	Cary	NC	Solar	Intermediate	Yes	7.6
Facility 5399	Raleigh	NC	Solar	Intermediate	Yes	4.1
Facility 5400	Wendell	NC	Solar	Intermediate	Yes	3.6

***DEP Non-Utility Generator Listing - North Carolina  
as of July 31, 2019***

<b>NORTH CAROLINA GENERATORS:</b>						
<b>Facility Name:</b>	<b>City/County:</b>	<b>State:</b>	<b>Primary Fuel Type:</b>	<b>Designation:</b>	<b>Inclusion in Utility's Resources:</b>	<b>Capacity (AC kW):</b>
Facility 5401	Nashville	NC	Solar	Intermediate	Yes	13.2
Facility 5402	Garner	NC	Solar	Intermediate	Yes	9.9
Facility 5403	Asheville	NC	Solar	Intermediate	Yes	6.0
Facility 5404	Wilmington	NC	Solar	Intermediate	Yes	6.0
Facility 5405	Goldsboro	NC	Solar	Intermediate	Yes	5.3
Facility 5406	Asheville	NC	Solar	Intermediate	Yes	10.0
Facility 5407	Chapel Hill	NC	Solar	Intermediate	Yes	7.6
Facility 5408	Cary	NC	Solar	Intermediate	Yes	10.0
Facility 5409	Wilmington	NC	Solar	Intermediate	Yes	5.0
Facility 5410	Canton	NC	Solar	Intermediate	Yes	7.6
Facility 5411	Atlantic Beach	NC	Solar	Intermediate	Yes	10.0
Facility 5412	Garner	NC	Solar	Intermediate	Yes	10.0
Facility 5413	Asheville	NC	Solar	Intermediate	Yes	20.0
Facility 5414	Weaverville	NC	Solar	Intermediate	Yes	6.0
Facility 5415	Knightdale	NC	Solar	Intermediate	Yes	7.6
Facility 5416	Asheville	NC	Solar	Intermediate	Yes	10.8
Facility 5417	Grifton	NC	Solar	Intermediate	Yes	5.0
Facility 5418	Clayton	NC	Solar	Intermediate	Yes	10.0
Facility 5419	Waynesville	NC	Solar	Intermediate	Yes	6.0
Facility 5420	Southport	NC	Solar	Intermediate	Yes	3.8
Facility 5421	Raleigh	NC	Solar	Intermediate	Yes	7.6
Facility 5422	Morehead City	NC	Solar	Intermediate	Yes	5.0
Facility 5423	Garner	NC	Solar	Intermediate	Yes	10.0
Facility 5424	Asheville	NC	Solar	Intermediate	Yes	6.5
Facility 5425	Asheville	NC	Solar	Intermediate	Yes	7.6
Facility 5426	Asheville	NC	Solar	Intermediate	Yes	10.0
Facility 5427	Asheville	NC	Solar	Intermediate	Yes	7.6
Facility 5428	CARY	NC	Solar	Intermediate	Yes	6.0
Facility 5429	Asheville	NC	Solar	Intermediate	Yes	2.4
Facility 5430	Asheville	NC	Solar	Intermediate	Yes	5.8
Facility 5431	Henderson	NC	Solar	Intermediate	Yes	6.6
Facility 5432	Black Mountain	NC	Solar	Intermediate	Yes	10.0
Facility 5433	Oxford	NC	Solar	Intermediate	Yes	6.0
Facility 5434	Clayton	NC	Solar	Intermediate	Yes	10.0
Facility 5435	Asheville	NC	Solar	Intermediate	Yes	5.9
Facility 5436	Apex	NC	Solar	Intermediate	Yes	10.0

***DEP Non-Utility Generator Listing - North Carolina  
as of July 31, 2019***

<b>NORTH CAROLINA GENERATORS:</b>						
<b>Facility Name:</b>	<b>City/County:</b>	<b>State:</b>	<b>Primary Fuel Type:</b>	<b>Designation:</b>	<b>Inclusion in Utility's Resources:</b>	<b>Capacity (AC kW):</b>
Facility 5437	Apex	NC	Solar	Intermediate	Yes	20.0
Facility 5438	Asheville	NC	Solar	Intermediate	Yes	10.0
Facility 5439	Asheville	NC	Solar	Intermediate	Yes	5.0
Facility 5440	Cary	NC	Solar	Intermediate	Yes	7.6
Facility 5441	Waynesville	NC	Solar	Intermediate	Yes	4.1
Facility 5442	Asheville	NC	Solar	Intermediate	Yes	5.0
Facility 5443	Asheville	NC	Solar	Intermediate	Yes	7.6
Facility 5444	Asheville	NC	Solar	Intermediate	Yes	7.6
Facility 5445	Asheville	NC	Solar	Intermediate	Yes	10.0
Facility 5446	Asheville	NC	Solar	Intermediate	Yes	7.6
Facility 5447	Asheville	NC	Solar	Intermediate	Yes	10.0
Facility 5448	Morrisville	NC	Solar	Intermediate	Yes	10.0
Facility 5449	Asheboro	NC	Solar	Intermediate	Yes	5.0
Facility 5450	Asheville	NC	Solar	Intermediate	Yes	7.6
Facility 5451	Asheville	NC	Solar	Intermediate	Yes	7.6
Facility 5452	Cary	NC	Solar	Intermediate	Yes	7.6
Facility 5453	Apex	NC	Solar	Intermediate	Yes	10.0
Facility 5454	Zebulon	NC	Solar	Intermediate	Yes	6.0
Facility 5455	Garner	NC	Solar	Intermediate	Yes	5.0
Facility 5456	Cary	NC	Solar	Intermediate	Yes	10.0
Facility 5457	Siler City	NC	Solar	Intermediate	Yes	7.6
Facility 5458	Chapel Hill	NC	Solar	Intermediate	Yes	6.0
Facility 5459	Bakersville	NC	Solar	Intermediate	Yes	7.6
Facility 5460	Wilmington	NC	Solar	Intermediate	Yes	7.4
Facility 5461	HOPEMILLS	NC	Solar	Intermediate	Yes	7.3
Facility 5462	Raleigh	NC	Solar	Intermediate	Yes	7.6
Facility 5463	Wilmington	NC	Solar	Intermediate	Yes	6.0
Facility 5464	Garner	NC	Solar	Intermediate	Yes	9.3
Facility 5465	Wilmington	NC	Solar	Intermediate	Yes	5.0
Facility 5466	Lake	NC	Solar	Intermediate	Yes	12.2
Facility 5467	Asheville	NC	Solar	Intermediate	Yes	3.8
Facility 5468	Wilmington	NC	Solar	Intermediate	Yes	12.2
Facility 5469	Wilmington	NC	Solar	Intermediate	Yes	10.6
Facility 5470	BLACK MTN	NC	Solar	Intermediate	Yes	17.7
Facility 5471	BLACK MTN	NC	Solar	Intermediate	Yes	10.4
Facility 5472	Troy	NC	Solar	Intermediate	Yes	10.0

***DEP Non-Utility Generator Listing - North Carolina  
as of July 31, 2019***

<b>NORTH CAROLINA GENERATORS:</b>						
<b>Facility Name:</b>	<b>City/County:</b>	<b>State:</b>	<b>Primary Fuel Type:</b>	<b>Designation:</b>	<b>Inclusion in Utility's Resources:</b>	<b>Capacity (AC kW):</b>
Facility 5473	Asheville	NC	Solar	Intermediate	Yes	10.0
Facility 5474	Chapel Hill	NC	Solar	Intermediate	Yes	10.0
Facility 5475	New Bern	NC	Solar	Intermediate	Yes	10.6
Facility 5476	Sanford	NC	Solar	Intermediate	Yes	7.8
Facility 5477	Smithfield	NC	Solar	Intermediate	Yes	5.0
Facility 5478	Cary	NC	Solar	Intermediate	Yes	12.6
Facility 5479	WEAVERVILLE	NC	Solar	Intermediate	Yes	5.8
Facility 5480	Raleigh	NC	Solar	Intermediate	Yes	8.0
Facility 5481	Chapel Hill	NC	Solar	Intermediate	Yes	7.6
Facility 5482	Asheville	NC	Solar	Intermediate	Yes	6.0
Facility 5483	Clyde	NC	Solar	Intermediate	Yes	6.0
Facility 5484	Raleigh	NC	Solar	Intermediate	Yes	10.0
Facility 5485	Angier	NC	Solar	Intermediate	Yes	7.6
Facility 5486	Raleigh	NC	Solar	Intermediate	Yes	7.6
Facility 5487	Clayton	NC	Solar	Intermediate	Yes	7.6
Facility 5488	Garner	NC	Solar	Intermediate	Yes	11.4
Facility 5489	GARNER	NC	Solar	Intermediate	Yes	7.6
Facility 5490	Asheville	NC	Solar	Intermediate	Yes	6.4
Facility 5491	Weaverville	NC	Solar	Intermediate	Yes	17.6
Facility 5492	Garner	NC	Solar	Intermediate	Yes	6.0
Facility 5493	Swannanoa	NC	Solar	Intermediate	Yes	7.6
Facility 5494	Asheville	NC	Solar	Intermediate	Yes	7.6
Facility 5495	Asheville	NC	Solar	Intermediate	Yes	11.4
Facility 5496	Asheville	NC	Solar	Intermediate	Yes	6.0
Facility 5497	Asheville	NC	Solar	Intermediate	Yes	10.0
Facility 5498	Asheville	NC	Solar	Intermediate	Yes	7.6
Facility 5499	Asheville	NC	Solar	Intermediate	Yes	5.0
Facility 5500	Canton	NC	Solar	Intermediate	Yes	7.6
Facility 5501	Arden	NC	Solar	Intermediate	Yes	6.0
Facility 5502	Asheville	NC	Solar	Intermediate	Yes	6.0
Facility 5503	Raleigh	NC	Solar	Intermediate	Yes	15.2
Facility 5504	Fletcher	NC	Solar	Intermediate	Yes	11.4
Facility 5505	Fletcher	NC	Solar	Intermediate	Yes	7.6
Facility 5506	Garner	NC	Solar	Intermediate	Yes	12.6
Facility 5507	Raleigh	NC	Solar	Intermediate	Yes	10.0
Facility 5508	Raleigh	NC	Solar	Intermediate	Yes	6.0

***DEP Non-Utility Generator Listing - North Carolina  
as of July 31, 2019***

<b>NORTH CAROLINA GENERATORS:</b>						
<b>Facility Name:</b>	<b>City/County:</b>	<b>State:</b>	<b>Primary Fuel Type:</b>	<b>Designation:</b>	<b>Inclusion in Utility's Resources:</b>	<b>Capacity (AC kW):</b>
Facility 5509	Mt. Gilead	NC	Solar	Intermediate	Yes	1.0
Facility 5510	raleigh	NC	Solar	Intermediate	Yes	5.0
Facility 5511	Asheville	NC	Solar	Intermediate	Yes	10.0
Facility 5512	Canton	NC	Solar	Intermediate	Yes	11.4
Facility 5513	Chapel Hill	NC	Solar	Intermediate	Yes	6.0
Facility 5514	Ayden	NC	Solar	Intermediate	Yes	20.0
Facility 5515	Fairview	NC	Solar	Intermediate	Yes	18.0
Facility 5516	Garner	NC	Solar	Intermediate	Yes	7.0
Facility 5517	Clayton	NC	Solar	Intermediate	Yes	9.3
Facility 5518	Raleigh	NC	Solar	Intermediate	Yes	5.0
Facility 5519	Garner	NC	Solar	Intermediate	Yes	3.0
Facility 5520	Wilmington	NC	Solar	Intermediate	Yes	7.7
Facility 5521	Nashville	NC	Solar	Intermediate	Yes	3.8
Facility 5522	Eastover	NC	Solar	Intermediate	Yes	5.0
Facility 5523	WACCAMAW	NC	Solar	Intermediate	Yes	6.8
Facility 5524	Clinton	NC	Solar	Intermediate	Yes	3.8
Facility 5525	RALEIGH	NC	Solar	Intermediate	Yes	6.0
Facility 5526	Raleigh	NC	Solar	Intermediate	Yes	7.6
Facility 5527	Raleigh	NC	Solar	Intermediate	Yes	3.0
Facility 5528	Fuquay Varina	NC	Solar	Intermediate	Yes	2.4
Facility 5529	Benson	NC	Solar	Intermediate	Yes	3.8
Facility 5530	Garner	NC	Solar	Intermediate	Yes	7.7
Facility 5531	holly springs	NC	Solar	Intermediate	Yes	4.6
Facility 5532	Goldsboro	NC	Solar	Intermediate	Yes	8.6
Facility 5533	Dunn	NC	Solar	Intermediate	Yes	15.2
Facility 5534	Raleigh	NC	Solar	Intermediate	Yes	8.9
Facility 5535	Raleigh	NC	Solar	Intermediate	Yes	10.0
Facility 5536	Cary	NC	Solar	Intermediate	Yes	7.6
Facility 5537	Leland	NC	Solar	Intermediate	Yes	7.6
Facility 5538	Raleigh	NC	Solar	Intermediate	Yes	7.2
Facility 5539	Raleigh	NC	Solar	Intermediate	Yes	6.0
Facility 5540	Goldsboro	NC	Solar	Intermediate	Yes	10.0
Facility 5541	Fayetteville	NC	Solar	Intermediate	Yes	3.8
Facility 5542	Cary	NC	Solar	Intermediate	Yes	7.6
Facility 5543	Fuquay Varina	NC	Solar	Intermediate	Yes	7.6
Facility 5544	Arden	NC	Solar	Intermediate	Yes	7.4



***DEP Non-Utility Generator Listing - North Carolina  
as of July 31, 2019***

<b>NORTH CAROLINA GENERATORS:</b>						
<b>Facility Name:</b>	<b>City/County:</b>	<b>State:</b>	<b>Primary Fuel Type:</b>	<b>Designation:</b>	<b>Inclusion in Utility's Resources:</b>	<b>Capacity (AC kW):</b>
Facility 5545	Holly Springs	NC	Solar	Intermediate	Yes	5.9
Facility 5546	Whispering Pines	NC	Solar	Intermediate	Yes	7.6
Facility 5547	Holly Springs	NC	Solar	Intermediate	Yes	7.2
Facility 5548	Fuquay-Varina	NC	Solar	Intermediate	Yes	3.8
Facility 5549	Fuquay Varina	NC	Solar	Intermediate	Yes	6.0
Facility 5550	Fuquay Varina	NC	Solar	Intermediate	Yes	15.2
Facility 5551	Garner	NC	Solar	Intermediate	Yes	7.6
Facility 5552	Kure Beach	NC	Solar	Intermediate	Yes	7.6
Facility 5553	Clayton	NC	Solar	Intermediate	Yes	7.6
Facility 5554	Goldsboro	NC	Solar	Intermediate	Yes	7.4
Facility 5555	Wade	NC	Solar	Intermediate	Yes	5.0
Facility 5556	Wilmington	NC	Solar	Intermediate	Yes	7.6
Facility 5557	Waynesville	NC	Solar	Intermediate	Yes	5.0
Facility 5558	Montreat	NC	Solar	Intermediate	Yes	10.0
Facility 5559	Raleigh	NC	Solar	Intermediate	Yes	7.6
Facility 5560	Apex	NC	Solar	Intermediate	Yes	10.0
Facility 5561	Asheville	NC	Solar	Intermediate	Yes	3.8
Facility 5562	Morrisville	NC	Solar	Intermediate	Yes	10.0
Facility 5563	Raleigh	NC	Solar	Intermediate	Yes	8.9
Facility 5564	Candler	NC	Solar	Intermediate	Yes	5.8
Facility 5565	Asheville	NC	Solar	Intermediate	Yes	7.6
Facility 5566	Swannanoa	NC	Solar	Intermediate	Yes	7.6
Facility 5567	Angier	NC	Solar	Intermediate	Yes	7.6
Facility 5568	Apex	NC	Solar	Intermediate	Yes	10.0
Facility 5569	raleigh	NC	Solar	Intermediate	Yes	11.4
Facility 5570	Siler City	NC	Solar	Intermediate	Yes	8.0
Facility 5571	Semora	NC	Solar	Intermediate	Yes	7.6
Facility 5572	Fuquay Varina	NC	Solar	Intermediate	Yes	11.4
Facility 5573	Knightdale	NC	Solar	Intermediate	Yes	6.2
Facility 5574	Wilmington	NC	Solar	Intermediate	Yes	3.8
Facility 5575	Leland	NC	Solar	Intermediate	Yes	3.3
Facility 5576	Fuquay Varina	NC	Solar	Intermediate	Yes	10.0
Facility 5577	Raleigh	NC	Solar	Intermediate	Yes	11.4
Facility 5578	Holly Springs	NC	Solar	Intermediate	Yes	6.7
Facility 5579	Cary	NC	Solar	Intermediate	Yes	6.0
Facility 5580	Raleigh	NC	Solar	Intermediate	Yes	5.8



***DEP Non-Utility Generator Listing - North Carolina  
as of July 31, 2019***

<b>NORTH CAROLINA GENERATORS:</b>						
<b>Facility Name:</b>	<b>City/County:</b>	<b>State:</b>	<b>Primary Fuel Type:</b>	<b>Designation:</b>	<b>Inclusion in Utility's Resources:</b>	<b>Capacity (AC kW):</b>
Facility 5581	Holly Springs	NC	Solar	Intermediate	Yes	6.5
Facility 5582	Holly Springs	NC	Solar	Intermediate	Yes	6.0
Facility 5583	Holly Springs	NC	Solar	Intermediate	Yes	3.8
Facility 5584	Raleigh	NC	Solar	Intermediate	Yes	11.4
Facility 5585	Raleigh	NC	Solar	Intermediate	Yes	10.0
Facility 5586	Cove City	NC	Solar	Intermediate	Yes	7.6
Facility 5587	Southern Pines	NC	Solar	Intermediate	Yes	3.8
Facility 5588	Hope Mills	NC	Solar	Intermediate	Yes	5.0
Facility 5589	Siler City	NC	Solar	Intermediate	Yes	3.8
Facility 5590	Raleigh	NC	Solar	Intermediate	Yes	5.6
Facility 5591	Asheville	NC	Solar	Intermediate	Yes	4.6
Facility 5592	Raleigh	NC	Solar	Intermediate	Yes	3.8
Facility 5593	Louisburg	NC	Solar	Intermediate	Yes	11.4
Facility 5594	Randleman	NC	Solar	Intermediate	Yes	3.8
Facility 5595	Fuquay Varina	NC	Solar	Intermediate	Yes	10.0
Facility 5596	Beulaville	NC	Solar	Intermediate	Yes	3.8
Facility 5597	Richlands	NC	Solar	Intermediate	Yes	5.0
Facility 5598	Carthage	NC	Solar	Intermediate	Yes	7.6
Facility 5599	Wilmington	NC	Solar	Intermediate	Yes	10.0
Facility 5600	Fuquay Varina	NC	Solar	Intermediate	Yes	7.6
Facility 5601	Beulaville	NC	Solar	Intermediate	Yes	3.8
Facility 5602	Black Mountain	NC	Solar	Intermediate	Yes	7.6
Facility 5603	Holly Springs	NC	Solar	Intermediate	Yes	5.2
Facility 5604	Holly Springs	NC	Solar	Intermediate	Yes	8.2
Facility 5605	Fuquay Varina	NC	Solar	Intermediate	Yes	2.9
Facility 5606	Holly Springs	NC	Solar	Intermediate	Yes	5.8
Facility 5607	Holly Springs	NC	Solar	Intermediate	Yes	5.8
Facility 5608	Apex	NC	Solar	Intermediate	Yes	17.6
Facility 5609	Wilmington	NC	Solar	Intermediate	Yes	20.0
Facility 5610	Apex	NC	Solar	Intermediate	Yes	6.0
Facility 5611	Lillington	NC	Solar	Intermediate	Yes	3.1
Facility 5612	Cary	NC	Solar	Intermediate	Yes	7.6
Facility 5613	Candler	NC	Solar	Intermediate	Yes	7.6
Facility 5614	Holly Springs	NC	Solar	Intermediate	Yes	7.6
Facility 5615	Norlina	NC	Solar	Intermediate	Yes	5.5
Facility 5616	Wilmington	NC	Solar	Intermediate	Yes	7.6

***DEP Non-Utility Generator Listing - North Carolina  
as of July 31, 2019***

<b>NORTH CAROLINA GENERATORS:</b>						
<b>Facility Name:</b>	<b>City/County:</b>	<b>State:</b>	<b>Primary Fuel Type:</b>	<b>Designation:</b>	<b>Inclusion in Utility's Resources:</b>	<b>Capacity (AC kW):</b>
Facility 5617	Apex	NC	Solar	Intermediate	Yes	4.1
Facility 5618	Raleigh	NC	Solar	Intermediate	Yes	3.4
Facility 5619	Cary	NC	Solar	Intermediate	Yes	4.8
Facility 5620	Cary	NC	Solar	Intermediate	Yes	6.0
Facility 5621	Clayton	NC	Solar	Intermediate	Yes	11.4
Facility 5622	Wilmington	NC	Solar	Intermediate	Yes	13.6
Facility 5623	raleigh	NC	Solar	Intermediate	Yes	8.4
Facility 5624	Cary	NC	Solar	Intermediate	Yes	8.0
Facility 5625	Fuquay-Varina	NC	Solar	Intermediate	Yes	7.6
Facility 5626	Holly Springs	NC	Solar	Intermediate	Yes	10.0
Facility 5627	Pittsboro	NC	Solar	Intermediate	Yes	7.6
Facility 5628	Candler	NC	Solar	Intermediate	Yes	10.0
Facility 5629	Barnardsville	NC	Solar	Intermediate	Yes	3.8
Facility 5630	New Bern	NC	Solar	Intermediate	Yes	4.7
Facility 5631	Norlina	NC	Solar	Intermediate	Yes	7.6
Facility 5632	Hampstead	NC	Solar	Intermediate	Yes	3.8
Facility 5633	Garner	NC	Solar	Intermediate	Yes	5.0
Facility 5634	Garner	NC	Solar	Intermediate	Yes	5.0
Facility 5635	Raleigh	NC	Solar	Intermediate	Yes	5.0
Facility 5636	Morehead City	NC	Solar	Intermediate	Yes	7.3
Facility 5637	Raleigh	NC	Solar	Intermediate	Yes	3.6
Facility 5638	Raleigh	NC	Solar	Intermediate	Yes	7.2
Facility 5639	Wilmington	NC	Solar	Intermediate	Yes	10.0
Facility 5640	Oxford	NC	Solar	Intermediate	Yes	7.1
Facility 5641	Carthage	NC	Solar	Intermediate	Yes	5.0
Facility 5642	MAGGIE VALLEY	NC	Solar	Intermediate	Yes	7.6
Facility 5643	Siler City	NC	Solar	Intermediate	Yes	6.0
Facility 5644	Asheboro	NC	Solar	Intermediate	Yes	6.6
Facility 5645	Holly Springs	NC	Solar	Intermediate	Yes	1.6
Facility 5646	Southern Pines,	NC	Solar	Intermediate	Yes	3.8
Facility 5647	Raleigh	NC	Solar	Intermediate	Yes	2.4
Facility 5648	Wilmington	NC	Solar	Intermediate	Yes	5.0
Facility 5649	Benson	NC	Solar	Intermediate	Yes	7.6
Facility 5650	Watha	NC	Solar	Intermediate	Yes	7.6
Facility 5651	Morehead City	NC	Solar	Intermediate	Yes	11.4
Facility 5652	Raleigh	NC	Solar	Intermediate	Yes	7.6

***DEP Non-Utility Generator Listing - North Carolina  
as of July 31, 2019***

<b>NORTH CAROLINA GENERATORS:</b>						
<b>Facility Name:</b>	<b>City/County:</b>	<b>State:</b>	<b>Primary Fuel Type:</b>	<b>Designation:</b>	<b>Inclusion in Utility's Resources:</b>	<b>Capacity (AC kW):</b>
Facility 5653	Asheville	NC	Solar	Intermediate	Yes	5.0
Facility 5654	Cary	NC	Solar	Intermediate	Yes	7.6
Facility 5655	Asheville	NC	Solar	Intermediate	Yes	3.0
Facility 5656	Asheville	NC	Solar	Intermediate	Yes	3.0
Facility 5657	Fletcher	NC	Solar	Intermediate	Yes	7.6
Facility 5658	Angier	NC	Solar	Intermediate	Yes	10.0
Facility 5659	Pittsboro	NC	Solar	Intermediate	Yes	7.0
Facility 5660	Holly Springs	NC	Solar	Intermediate	Yes	2.4
Facility 5661	Holly Springs	NC	Solar	Intermediate	Yes	5.5
Facility 5662	Holly Springs	NC	Solar	Intermediate	Yes	3.8
Facility 5663	Wilmington	NC	Solar	Intermediate	Yes	10.0
Facility 5664	Raleigh	NC	Solar	Intermediate	Yes	10.0
Facility 5665	Clayton	NC	Solar	Intermediate	Yes	8.6
Facility 5666	Garner	NC	Solar	Intermediate	Yes	5.0
Facility 5667	Clayton	NC	Solar	Intermediate	Yes	3.8
Facility 5668	Canton	NC	Solar	Intermediate	Yes	3.8
Facility 5669	Carolina Beach	NC	Solar	Intermediate	Yes	5.0
Facility 5670	Asheville	NC	Solar	Intermediate	Yes	5.0
Facility 5671	Apex	NC	Solar	Intermediate	Yes	8.2
Facility 5672	Asheville	NC	Solar	Intermediate	Yes	3.8
Facility 5673	Blanch	NC	Solar	Intermediate	Yes	3.8
Facility 5674	Cary	NC	Solar	Intermediate	Yes	11.4
Facility 5675	Castalia	NC	Solar	Intermediate	Yes	15.2
Facility 5676	Jacksonville	NC	Solar	Intermediate	Yes	5.0
Facility 5677	Leland	NC	Solar	Intermediate	Yes	3.8
Facility 5678	wendell	NC	Solar	Intermediate	Yes	3.0
Facility 5679	Cary	NC	Solar	Intermediate	Yes	11.4
Facility 5680	PINEHURST	NC	Solar	Intermediate	Yes	3.2
Facility 5681	Vass	NC	Solar	Intermediate	Yes	11.4
Facility 5682	Asheville	NC	Solar	Intermediate	Yes	7.6
Facility 5683	Rolesville	NC	Solar	Intermediate	Yes	7.6
Facility 5684	Raleigh	NC	Solar	Intermediate	Yes	5.0
Facility 5685	Arden	NC	Solar	Intermediate	Yes	5.0
Facility 5686	Wilmington	NC	Solar	Intermediate	Yes	7.6
Facility 5687	Apex	NC	Solar	Intermediate	Yes	10.0
Facility 5688	New Bern	NC	Solar	Intermediate	Yes	5.0

***DEP Non-Utility Generator Listing - North Carolina  
as of July 31, 2019***

<b>NORTH CAROLINA GENERATORS:</b>						
<b>Facility Name:</b>	<b>City/County:</b>	<b>State:</b>	<b>Primary Fuel Type:</b>	<b>Designation:</b>	<b>Inclusion in Utility's Resources:</b>	<b>Capacity (AC kW):</b>
Facility 5689	Clinton	NC	Solar	Intermediate	Yes	3.8
Facility 5690	Wadesboro	NC	Solar	Intermediate	Yes	5.0
Facility 5691	Zebulon	NC	Solar	Intermediate	Yes	3.8
Facility 5692	Hope Mills	NC	Solar	Intermediate	Yes	5.0
Facility 5693	Clayton	NC	Solar	Intermediate	Yes	8.4
Facility 5694	Pinehurst	NC	Solar	Intermediate	Yes	10.0
Facility 5695	Apex	NC	Solar	Intermediate	Yes	10.0
Facility 5696	Bolton	NC	Solar	Intermediate	Yes	5.0
Facility 5697	Holly Springs	NC	Solar	Intermediate	Yes	5.0
Facility 5698	Raleigh	NC	Solar	Intermediate	Yes	6.7
Facility 5699	Willow Spring	NC	Solar	Intermediate	Yes	8.2
Facility 5700	Holly Springs	NC	Solar	Intermediate	Yes	4.3
Facility 5701	Raleigh	NC	Solar	Intermediate	Yes	7.0
Facility 5702	Cary	NC	Solar	Intermediate	Yes	10.0
Facility 5703	Fuquay Varina	NC	Solar	Intermediate	Yes	6.0
Facility 5704	Jacksonville	NC	Solar	Intermediate	Yes	7.6
Facility 5705	Clayton	NC	Solar	Intermediate	Yes	6.0
Facility 5706	Holly Springs	NC	Solar	Intermediate	Yes	8.4
Facility 5707	Cary	NC	Solar	Intermediate	Yes	4.9
Facility 5708	Cary	NC	Solar	Intermediate	Yes	7.6
Facility 5709	Asheboro	NC	Solar	Intermediate	Yes	7.6
Facility 5710	Currie	NC	Solar	Intermediate	Yes	5.0
Facility 5711	Raleigh	NC	Solar	Intermediate	Yes	7.0
Facility 5712	Wilmington	NC	Solar	Intermediate	Yes	9.0
Facility 5713	Raleigh	NC	Solar	Intermediate	Yes	3.8
Facility 5714	Garner	NC	Solar	Intermediate	Yes	10.0
Facility 5715	Cary	NC	Solar	Intermediate	Yes	7.7
Facility 5716	Zebulon	NC	Solar	Intermediate	Yes	7.6
Facility 5717	Durham	NC	Solar	Intermediate	Yes	15.2
Facility 5718	Raleigh	NC	Solar	Intermediate	Yes	3.8
Facility 5719	Raleigh	NC	Solar	Intermediate	Yes	5.7
Facility 5720	Raleigh	NC	Solar	Intermediate	Yes	3.0
Facility 5721	Wilmington	NC	Solar	Intermediate	Yes	2.9
Facility 5722	Holly Springs	NC	Solar	Intermediate	Yes	5.3
Facility 5723	Zebulon	NC	Solar	Intermediate	Yes	8.4
Facility 5724	Fuquay Varina	NC	Solar	Intermediate	Yes	7.9

***DEP Non-Utility Generator Listing - North Carolina  
as of July 31, 2019***

<b>NORTH CAROLINA GENERATORS:</b>						
<b>Facility Name:</b>	<b>City/County:</b>	<b>State:</b>	<b>Primary Fuel Type:</b>	<b>Designation:</b>	<b>Inclusion in Utility's Resources:</b>	<b>Capacity (AC kW):</b>
Facility 5725	Goldsboro	NC	Solar	Intermediate	Yes	5.0
Facility 5726	Raleigh	NC	Solar	Intermediate	Yes	8.7
Facility 5727	Jacksonville	NC	Solar	Intermediate	Yes	3.9
Facility 5728	Morehead City	NC	Solar	Intermediate	Yes	7.6
Facility 5729	Apex	NC	Solar	Intermediate	Yes	4.0
Facility 5730	Candler	NC	Solar	Intermediate	Yes	10.0
Facility 5731	Raleigh	NC	Solar	Intermediate	Yes	10.0
Facility 5732	Holly Springs	NC	Solar	Intermediate	Yes	10.0
Facility 5733	Raleigh	NC	Solar	Intermediate	Yes	15.2
Facility 5734	Chapel Hill	NC	Solar	Intermediate	Yes	9.3
Facility 5735	Raleigh	NC	Solar	Intermediate	Yes	10.0
Facility 5736	Jacksonville	NC	Solar	Intermediate	Yes	15.2
Facility 5737	Pikeville	NC	Solar	Intermediate	Yes	3.8
Facility 5738	Raleigh	NC	Solar	Intermediate	Yes	2.4
Facility 5739	Raleigh	NC	Solar	Intermediate	Yes	5.6
Facility 5740	Knightdale	NC	Solar	Intermediate	Yes	13.4
Facility 5741	Fuquay Varina	NC	Solar	Intermediate	Yes	5.0
Facility 5742	Raleigh	NC	Solar	Intermediate	Yes	4.1
Facility 5743	Raleigh	NC	Solar	Intermediate	Yes	5.5
Facility 5744	Garner	NC	Solar	Intermediate	Yes	3.7
Facility 5745	Jacksonville	NC	Solar	Intermediate	Yes	7.6
Facility 5746	Spruce Pine	NC	Solar	Intermediate	Yes	7.6
Facility 5747	Wilmington	NC	Solar	Intermediate	Yes	7.6
Facility 5748	Raleigh	NC	Solar	Intermediate	Yes	7.9
Facility 5749	Raleigh	NC	Solar	Intermediate	Yes	3.8
Facility 5750	Angier	NC	Solar	Intermediate	Yes	7.4
Facility 5751	Willow Spring	NC	Solar	Intermediate	Yes	4.6
Facility 5752	Wendell	NC	Solar	Intermediate	Yes	8.9
Facility 5753	Raleigh	NC	Solar	Intermediate	Yes	6.0
Facility 5754	Four Oaks	NC	Solar	Intermediate	Yes	10.0
Facility 5755	Cary	NC	Solar	Intermediate	Yes	9.9
Facility 5756	Cary	NC	Solar	Intermediate	Yes	11.4
Facility 5757	Cary	NC	Solar	Intermediate	Yes	7.6
Facility 5758	Salemburg	NC	Solar	Intermediate	Yes	10.0
Facility 5759	Chapel Hill	NC	Solar	Intermediate	Yes	5.0
Facility 5760	Black Mountain	NC	Solar	Intermediate	Yes	6.0

Duke Energy Progress  
Integrated Resource Plan  
Update Report  
Non-Utility Generator Facilities

***DEP Non-Utility Generator Listing - North Carolina  
as of July 31, 2019***

<b>NORTH CAROLINA GENERATORS:</b>						
<b>Facility Name:</b>	<b>City/County:</b>	<b>State:</b>	<b>Primary Fuel Type:</b>	<b>Designation:</b>	<b>Inclusion in Utility's Resources:</b>	<b>Capacity (AC kW):</b>
Facility 5761	Chapel Hill	NC	Solar	Intermediate	Yes	7.6
Facility 5762	Asheboro	NC	Solar	Intermediate	Yes	3.7
Facility 5763	Chapel Hill	NC	Solar	Intermediate	Yes	11.4
Facility 5764	Angier	NC	Solar	Intermediate	Yes	7.6
Facility 5765	West end	NC	Solar	Intermediate	Yes	10.0
Facility 5766	Staley	NC	Solar	Intermediate	Yes	5.0
Facility 5767	Leicester	NC	Solar	Intermediate	Yes	5.1
Facility 5768	Apex	NC	Solar	Intermediate	Yes	7.6
Facility 5769	Pittsboro	NC	Solar	Intermediate	Yes	5.1
Facility 5770	Canton	NC	Solar	Intermediate	Yes	5.1
Facility 5771	Staley	NC	Solar	Intermediate	Yes	16.4
Facility 5772	Swannanoa	NC	Solar	Intermediate	Yes	11.4
Facility 5773	Black Mtn	NC	Solar	Intermediate	Yes	3.7
Facility 5774	Bladenboro	NC	Solar	Intermediate	Yes	7.6
Facility 5775	Morrisville	NC	Solar	Intermediate	Yes	10.0
Facility 5776	Southport	NC	Solar	Intermediate	Yes	5.0
Facility 5777	Asheville	NC	Solar	Intermediate	Yes	3.7
Facility 5778	Wilmington	NC	Solar	Intermediate	Yes	3.8
Facility 5779	Polkton	NC	Solar	Intermediate	Yes	5.0
Facility 5780	Linden	NC	Solar	Intermediate	Yes	7.6
Facility 5781	Clayton	NC	Solar	Intermediate	Yes	5.0
Facility 5782	Kenansville	NC	Solar	Intermediate	Yes	7.6
Facility 5783	Raleigh	NC	Solar	Intermediate	Yes	4.0
Facility 5784	Raleigh	NC	Solar	Intermediate	Yes	7.0
Facility 5785	Wendell	NC	Solar	Intermediate	Yes	6.5
Facility 5786	Beaufort	NC	Solar	Intermediate	Yes	3.8
Facility 5787	Wallace	NC	Solar	Intermediate	Yes	3.8
Facility 5788	Wilmington	NC	Solar	Intermediate	Yes	7.6
Facility 5789	FAYETTEVILLE	NC	Solar	Intermediate	Yes	10.0
Facility 5790	Raleigh	NC	Solar	Intermediate	Yes	5.0
Facility 5791	Cary	NC	Solar	Intermediate	Yes	3.7
Facility 5792	Carolina Beach	NC	Solar	Intermediate	Yes	5.0
Facility 5793	Chapel Hill	NC	Solar	Intermediate	Yes	2.4
Facility 5794	Willow Spring	NC	Solar	Intermediate	Yes	7.4
Facility 5795	Raleigh	NC	Solar	Intermediate	Yes	10.8
Facility 5796	Holly Springs	NC	Solar	Intermediate	Yes	4.1

***DEP Non-Utility Generator Listing - North Carolina  
as of July 31, 2019***

<b>NORTH CAROLINA GENERATORS:</b>						
<b>Facility Name:</b>	<b>City/County:</b>	<b>State:</b>	<b>Primary Fuel Type:</b>	<b>Designation:</b>	<b>Inclusion in Utility's Resources:</b>	<b>Capacity (AC kW):</b>
Facility 5797	Erwin	NC	Solar	Intermediate	Yes	11.4
Facility 5798	Wilmington	NC	Solar	Intermediate	Yes	9.0
Facility 5799	Clayton	NC	Solar	Intermediate	Yes	7.6
Facility 5800	Mount Olive	NC	Solar	Intermediate	Yes	4.5
Facility 5801	Liberty	NC	Solar	Intermediate	Yes	15.0
Facility 5802	Fuquay Varina	NC	Solar	Intermediate	Yes	5.0
Facility 5803	Dunn	NC	Solar	Intermediate	Yes	7.7
Facility 5804	Raleigh	NC	Solar	Intermediate	Yes	6.7
Facility 5805	Fuquay Varina	NC	Solar	Intermediate	Yes	3.0
Facility 5806	Raleigh	NC	Solar	Intermediate	Yes	5.4
Facility 5807	Holly Springs	NC	Solar	Intermediate	Yes	5.8
Facility 5808	Raleigh	NC	Solar	Intermediate	Yes	9.6
Facility 5809	Angier	NC	Solar	Intermediate	Yes	5.0
Facility 5810	Raleigh	NC	Solar	Intermediate	Yes	3.1
Facility 5811	Wendell	NC	Solar	Intermediate	Yes	3.8
Facility 5812	Chapel Hill	NC	Solar	Intermediate	Yes	5.2
Facility 5813	Pittsboro	NC	Solar	Intermediate	Yes	7.6
Facility 5814	Randleman	NC	Solar	Intermediate	Yes	7.6
Facility 5815	Jacksonville	NC	Solar	Intermediate	Yes	3.8
Facility 5816	Castle Hayne	NC	Solar	Intermediate	Yes	7.6
Facility 5817	Asheville	NC	Solar	Intermediate	Yes	10.0
Facility 5818	Raleigh	NC	Solar	Intermediate	Yes	10.0
Facility 5819	Kure Beach	NC	Solar	Intermediate	Yes	7.6
Facility 5820	Cary	NC	Solar	Intermediate	Yes	6.0
Facility 5821	Knightdale	NC	Solar	Intermediate	Yes	6.0
Facility 5822	Henderson	NC	Solar	Intermediate	Yes	7.6
Facility 5823	Waynesville	NC	Solar	Intermediate	Yes	10.0
Facility 5824	Lillington	NC	Solar	Intermediate	Yes	3.8
Facility 5825	Penland	NC	Solar	Intermediate	Yes	20.0
Facility 5826	Raleigh	NC	Solar	Intermediate	Yes	7.6
Facility 5827	Raleigh	NC	Solar	Intermediate	Yes	7.6
Facility 5828	Raleigh	NC	Solar	Intermediate	Yes	20.0
Facility 5829	Cary	NC	Solar	Intermediate	Yes	7.6
Facility 5830	Coats	NC	Solar	Intermediate	Yes	10.0
Facility 5831	Pittsboro	NC	Solar	Intermediate	Yes	20.0
Facility 5832	Arden	NC	Solar	Intermediate	Yes	5.1



***DEP Non-Utility Generator Listing - North Carolina  
as of July 31, 2019***

<b>NORTH CAROLINA GENERATORS:</b>						
<b>Facility Name:</b>	<b>City/County:</b>	<b>State:</b>	<b>Primary Fuel Type:</b>	<b>Designation:</b>	<b>Inclusion in Utility's Resources:</b>	<b>Capacity (AC kW):</b>
Facility 5833	Asheville	NC	Solar	Intermediate	Yes	6.0
Facility 5834	Fuquay Varina	NC	Solar	Intermediate	Yes	10.0
Facility 5835	Hubert	NC	Solar	Intermediate	Yes	3.8
Facility 5836	Raleigh	NC	Solar	Intermediate	Yes	12.7
Facility 5837	Asheville	NC	Solar	Intermediate	Yes	3.7
Facility 5838	Fletcher	NC	Solar	Intermediate	Yes	10.0
Facility 5839	Rolesville	NC	Solar	Intermediate	Yes	3.8
Facility 5840	Raleigh	NC	Solar	Intermediate	Yes	5.8
Facility 5841	Asheville	NC	Solar	Intermediate	Yes	5.1
Facility 5842	Wilmington	NC	Solar	Intermediate	Yes	4.8
Facility 5843	Raleigh	NC	Solar	Intermediate	Yes	10.0
Facility 5844	Princeton	NC	Solar	Intermediate	Yes	4.1
Facility 5845	Clayton	NC	Solar	Intermediate	Yes	3.8
Facility 5846	Benson	NC	Solar	Intermediate	Yes	10.0
Facility 5847	Asheville	NC	Solar	Intermediate	Yes	3.7
Facility 5848	Morrisville	NC	Solar	Intermediate	Yes	11.4
Facility 5849	Willow Spring	NC	Solar	Intermediate	Yes	10.0
Facility 5850	Nashville	NC	Solar	Intermediate	Yes	10.0
Facility 5851	Asheville	NC	Solar	Intermediate	Yes	7.6
Facility 5852	Garner	NC	Solar	Intermediate	Yes	5.0
Facility 5853	Zebulon	NC	Solar	Intermediate	Yes	4.8
Facility 5854	Raleigh	NC	Solar	Intermediate	Yes	10.1
Facility 5855	Raleigh	NC	Solar	Intermediate	Yes	4.8
Facility 5856	Fuquay Varina	NC	Solar	Intermediate	Yes	10.0
Facility 5857	Apex	NC	Solar	Intermediate	Yes	6.2
Facility 5858	Asheville	NC	Solar	Intermediate	Yes	6.0
Facility 5859	Goldsboro	NC	Solar	Intermediate	Yes	7.6
Facility 5860	Pittsboro	NC	Solar	Intermediate	Yes	11.4
Facility 5861	Garner	NC	Solar	Intermediate	Yes	10.0
Facility 5862	Hope Mills	NC	Solar	Intermediate	Yes	7.6
Facility 5863	Morehead City	NC	Solar	Intermediate	Yes	7.6
Facility 5864	Raleigh	NC	Solar	Intermediate	Yes	7.6
Facility 5865	Willow Spring	NC	Solar	Intermediate	Yes	10.8
Facility 5866	Carolina Beach	NC	Solar	Intermediate	Yes	7.6
Facility 5867	St. Pauls	NC	Solar	Intermediate	Yes	7.6
Facility 5868	Lake Waccamaw	NC	Solar	Intermediate	Yes	5.0



***DEP Non-Utility Generator Listing - North Carolina  
as of July 31, 2019***

<b>NORTH CAROLINA GENERATORS:</b>						
<b>Facility Name:</b>	<b>City/County:</b>	<b>State:</b>	<b>Primary Fuel Type:</b>	<b>Designation:</b>	<b>Inclusion in Utility's Resources:</b>	<b>Capacity (AC kW):</b>
Facility 5869	Southern Pines	NC	Solar	Intermediate	Yes	10.0
Facility 5870	Benson	NC	Solar	Intermediate	Yes	5.0
Facility 5871	Clinton	NC	Solar	Intermediate	Yes	5.0
Facility 5872	Asheboro	NC	Solar	Intermediate	Yes	10.0
Facility 5873	Wilmington	NC	Solar	Intermediate	Yes	6.0
Facility 5874	Aberdeen	NC	Solar	Intermediate	Yes	5.0
Facility 5875	Wendell	NC	Solar	Intermediate	Yes	5.8
Facility 5876	Vanceboro	NC	Solar	Intermediate	Yes	18.0
Facility 5877	Pikeville,	NC	Solar	Intermediate	Yes	7.6
Facility 5878	Raleigh	NC	Solar	Intermediate	Yes	10.0
Facility 5879	Apex	NC	Solar	Intermediate	Yes	7.6
Facility 5880	Raeford	NC	Solar	Intermediate	Yes	10.0
Facility 5881	Cary	NC	Solar	Intermediate	Yes	3.8
Facility 5882	Cary	NC	Solar	Intermediate	Yes	5.0
Facility 5883	Clayton	NC	Solar	Intermediate	Yes	11.4
Facility 5884	Weaverville	NC	Solar	Intermediate	Yes	11.4
Facility 5885	Fuquay Varina	NC	Solar	Intermediate	Yes	5.0
Facility 5886	Clayton	NC	Solar	Intermediate	Yes	11.4
Facility 5887	Whispering Pines	NC	Solar	Intermediate	Yes	7.6
Facility 5888	Goldsboro	NC	Solar	Intermediate	Yes	7.6
Facility 5889	Asheville	NC	Solar	Intermediate	Yes	7.6
Facility 5890	Asheville	NC	Solar	Intermediate	Yes	9.0
Facility 5891	Asheville	NC	Solar	Intermediate	Yes	5.0
Facility 5892	Leicester	NC	Solar	Intermediate	Yes	10.0
Facility 5893	Zebulon	NC	Solar	Intermediate	Yes	11.4
Facility 5894	Raleigh	NC	Solar	Intermediate	Yes	6.0
Facility 5895	Sanford	NC	Solar	Intermediate	Yes	5.0
Facility 5896	Blanch	NC	Solar	Intermediate	Yes	7.6
Facility 5897	Holly Springs	NC	Solar	Intermediate	Yes	6.0
Facility 5898	Wilmington	NC	Solar	Intermediate	Yes	3.8
Facility 5899	Asheville	NC	Solar	Intermediate	Yes	9.0
Facility 5900	Raleigh	NC	Solar	Intermediate	Yes	5.0
Facility 5901	Leland	NC	Solar	Intermediate	Yes	11.8
Facility 5902	ANGIER	NC	Solar	Intermediate	Yes	5.8
Facility 5903	Angier	NC	Solar	Intermediate	Yes	5.5
Facility 5904	Weaverville	NC	Solar	Intermediate	Yes	3.7

***DEP Non-Utility Generator Listing - North Carolina  
as of July 31, 2019***

<b>NORTH CAROLINA GENERATORS:</b>						
<b>Facility Name:</b>	<b>City/County:</b>	<b>State:</b>	<b>Primary Fuel Type:</b>	<b>Designation:</b>	<b>Inclusion in Utility's Resources:</b>	<b>Capacity (AC kW):</b>
Facility 5905	Fair Bluff	NC	Solar	Intermediate	Yes	5.0
Facility 5906	Raleigh	NC	Solar	Intermediate	Yes	5.0
Facility 5907	Waynesville	NC	Solar	Intermediate	Yes	7.0
Facility 5908	Fairview	NC	Solar	Intermediate	Yes	10.0
Facility 5909	Alexander	NC	Solar	Intermediate	Yes	6.0
Facility 5910	Wendell	NC	Solar	Intermediate	Yes	7.2
Facility 5911	Holly Springs	NC	Solar	Intermediate	Yes	5.6
Facility 5912	Garner	NC	Solar	Intermediate	Yes	8.2
Facility 5913	Kure Beach	NC	Solar	Intermediate	Yes	3.8
Facility 5914	Jacksonville	NC	Solar	Intermediate	Yes	5.0
Facility 5915	Leicester	NC	Solar	Intermediate	Yes	5.0
Facility 5916	Goldsboro	NC	Solar	Intermediate	Yes	5.8
Facility 5917	Hampstead	NC	Solar	Intermediate	Yes	6.0
Facility 5918	Raleigh	NC	Solar	Intermediate	Yes	10.0
Facility 5919	Four Oaks	NC	Solar	Intermediate	Yes	4.0
Facility 5920	Willow Spring	NC	Solar	Intermediate	Yes	7.6
Facility 5921	Chapel Hill	NC	Solar	Intermediate	Yes	7.6
Facility 5922	Warsaw	NC	Solar	Intermediate	Yes	3.8
Facility 5923	Wilmington	NC	Solar	Intermediate	Yes	3.9
Facility 5924	Cary	NC	Solar	Intermediate	Yes	3.8
Facility 5925	Candler	NC	Solar	Intermediate	Yes	7.6
Facility 5926	Pikeville	NC	Solar	Intermediate	Yes	8.4
Facility 5927	Holly Springs	NC	Solar	Intermediate	Yes	11.4
Facility 5928	Garner	NC	Solar	Intermediate	Yes	7.6
Facility 5929	Wilmington	NC	Solar	Intermediate	Yes	5.0
Facility 5930	Fairview	NC	Solar	Intermediate	Yes	10.0
Facility 5931	Leicester	NC	Solar	Intermediate	Yes	7.6
Facility 5932	Black Mtn	NC	Solar	Intermediate	Yes	7.6
Facility 5933	Fuquay-Varina	NC	Solar	Intermediate	Yes	7.6
Facility 5934	Beulaville	NC	Solar	Intermediate	Yes	7.6
Facility 5935	Raleigh	NC	Solar	Intermediate	Yes	10.0
Facility 5936	Carolina Beach	NC	Solar	Intermediate	Yes	5.0
Facility 5937	Canton	NC	Solar	Intermediate	Yes	9.9
Facility 5938	Cary	NC	Solar	Intermediate	Yes	5.0
Facility 5939	Canton	NC	Solar	Intermediate	Yes	3.8
Facility 5940	Trent Woods	NC	Solar	Intermediate	Yes	3.8

Duke Energy Progress  
Integrated Resource Plan  
Update Report  
Non-Utility Generator Facilities

***DEP Non-Utility Generator Listing - North Carolina  
as of July 31, 2019***

<b>NORTH CAROLINA GENERATORS:</b>						
<b>Facility Name:</b>	<b>City/County:</b>	<b>State:</b>	<b>Primary Fuel Type:</b>	<b>Designation:</b>	<b>Inclusion in Utility's Resources:</b>	<b>Capacity (AC kW):</b>
Facility 5941	Castle Hayne	NC	Solar	Intermediate	Yes	12.2
Facility 5942	Biscoe	NC	Solar	Intermediate	Yes	7.6
Facility 5943	Wendell	NC	Solar	Intermediate	Yes	6.0
Facility 5944	Clayton	NC	Solar	Intermediate	Yes	3.8
Facility 5945	Fuquay Varina	NC	Solar	Intermediate	Yes	10.0
Facility 5946	Wendell	NC	Solar	Intermediate	Yes	15.0
Facility 5947	Asheville	NC	Solar	Intermediate	Yes	10.0
Facility 5948	Sanford	NC	Solar	Intermediate	Yes	11.4
Facility 5949	Raleigh	NC	Solar	Intermediate	Yes	7.6
Facility 5950	Bunn	NC	Solar	Intermediate	Yes	6.0
Facility 5951	Henderson	NC	Solar	Intermediate	Yes	7.6
Facility 5952	Black Mtn	NC	Solar	Intermediate	Yes	7.6
Facility 5953	Franklinville	NC	Solar	Intermediate	Yes	7.6
Facility 5954	Ramseur	NC	Solar	Intermediate	Yes	7.6
Facility 5955	Raleigh	NC	Solar	Intermediate	Yes	6.0
Facility 5956	Fairview	NC	Solar	Intermediate	Yes	5.1
Facility 5957	Candler	NC	Solar	Intermediate	Yes	6.0
Facility 5958	New Bern	NC	Solar	Intermediate	Yes	6.0
Facility 5959	Wendell	NC	Solar	Intermediate	Yes	11.4
Facility 5960	Clinton	NC	Solar	Intermediate	Yes	10.0
Facility 5961	Wilmington	NC	Solar	Intermediate	Yes	3.7
Facility 5962	Raleigh	NC	Solar	Intermediate	Yes	5.5
Facility 5963	Holly Springs	NC	Solar	Intermediate	Yes	3.6
Facility 5964	Asheboro	NC	Solar	Intermediate	Yes	3.8
Facility 5965	Pinehurst	NC	Solar	Intermediate	Yes	10.0
Facility 5966	Holly Springs	NC	Solar	Intermediate	Yes	7.6
Facility 5967	Fairview	NC	Solar	Intermediate	Yes	6.0
Facility 5968	Eastover	NC	Solar	Intermediate	Yes	10.0
Facility 5969	Asheville	NC	Solar	Intermediate	Yes	10.0
Facility 5970	Clarkton	NC	Solar	Intermediate	Yes	13.0
Facility 5971	Fairview	NC	Solar	Intermediate	Yes	5.0
Facility 5972	Pinehurst	NC	Solar	Intermediate	Yes	6.4
Facility 5973	Hallsboro	NC	Solar	Intermediate	Yes	8.0
Facility 5974	Leicester	NC	Solar	Intermediate	Yes	10.0
Facility 5975	Wilmington	NC	Solar	Intermediate	Yes	6.7
Facility 5976	Pinehurst	NC	Solar	Intermediate	Yes	10.0

Duke Energy Progress  
Integrated Resource Plan  
Update Report  
Non-Utility Generator Facilities

***DEP Non-Utility Generator Listing - North Carolina  
as of July 31, 2019***

<b>NORTH CAROLINA GENERATORS:</b>						
<b>Facility Name:</b>	<b>City/County:</b>	<b>State:</b>	<b>Primary Fuel Type:</b>	<b>Designation:</b>	<b>Inclusion in Utility's Resources:</b>	<b>Capacity (AC kW):</b>
Facility 5977	Biscoe	NC	Solar	Intermediate	Yes	18.0
Facility 5978	Liberty	NC	Solar	Intermediate	Yes	13.6
Facility 5979	Fletcher	NC	Solar	Intermediate	Yes	7.6
Facility 5980	Weaverville	NC	Solar	Intermediate	Yes	6.0
Facility 5981	Apex	NC	Solar	Intermediate	Yes	10.0
Facility 5982	Weaverville	NC	Solar	Intermediate	Yes	11.4
Facility 5983	Barnardsville	NC	Solar	Intermediate	Yes	3.6
Facility 5984	WEAVERVILLE	NC	Solar	Intermediate	Yes	2.9
Facility 5985	Holly Springs	NC	Solar	Intermediate	Yes	5.0
Facility 5986	Clayton	NC	Solar	Intermediate	Yes	6.0
Facility 5987	Garner	NC	Solar	Intermediate	Yes	8.4
Facility 5988	Fletcher	NC	Solar	Intermediate	Yes	10.0
Facility 5989	Newton Grove	NC	Solar	Intermediate	Yes	11.4
Facility 5990	Chapel Hill	NC	Solar	Intermediate	Yes	7.6
Facility 5991	Four Oaks	NC	Solar	Intermediate	Yes	6.0
Facility 5992	Wilmington	NC	Solar	Intermediate	Yes	5.8
Facility 5993	Candler	NC	Solar	Intermediate	Yes	3.8
Facility 5994	Wilmington	NC	Solar	Intermediate	Yes	8.0
Facility 5995	Richlands	NC	Solar	Intermediate	Yes	6.0
Facility 5996	Arden	NC	Solar	Intermediate	Yes	10.0
Facility 5997	Fletcher	NC	Solar	Intermediate	Yes	5.0
Facility 5998	Smithfield	NC	Solar	Intermediate	Yes	7.6
Facility 5999	Wilmington	NC	Solar	Intermediate	Yes	10.0
Facility 6000	Hampstead	NC	Solar	Intermediate	Yes	10.8
Facility 6001	Kure Beach	NC	Solar	Intermediate	Yes	5.4
Facility 6002	Fuquay-Varina	NC	Solar	Intermediate	Yes	11.4
Facility 6003	Aberdeen	NC	Solar	Intermediate	Yes	10.0
Facility 6004	Alexander	NC	Solar	Intermediate	Yes	7.2
Facility 6005	Clayton	NC	Solar	Intermediate	Yes	11.4
Facility 6006	Willow Spring	NC	Solar	Intermediate	Yes	7.6
Facility 6007	Clayton	NC	Solar	Intermediate	Yes	7.6
Facility 6008	Holly Springs	NC	Solar	Intermediate	Yes	5.0

Duke Energy Progress  
Integrated Resource Plan  
Update Report  
Non-Utility Generator Facilities

***DEP Non-Utility Generator Listing - South Carolina  
as of July 31, 2019***

<b>SOUTH CAROLINA GENERATORS:</b>						
<b>Facility Name:</b>	<b>City/County:</b>	<b>State:</b>	<b>Primary Fuel Type:</b>	<b>Designation:</b>	<b>Inclusion in Utility's Resources:</b>	<b>Capacity (AC kW):</b>
Facility 1	Rembert	SC	Solar	Intermediate	Yes	50.0
Facility 2	Elgin	SC	Diesel	Peak	Yes	400.0
Facility 3	Hartsville	SC	Solar	Intermediate	Yes	11.0
Facility 4	Latta	SC	Solar	Intermediate	Yes	5.6
Facility 5	Sumter	SC	Biomass	Intermediate	Yes	1546.0
Facility 6	Sumter	SC	Solar	Intermediate	Yes	1.9
Facility 7	Sumter	SC	Solar	Intermediate	Yes	2.5
Facility 8	Pageland	SC	Solar	Intermediate	Yes	140.0
Facility 9	Florence	SC	Solar	Intermediate	Yes	6.0
Facility 10	Nichols	SC	Solar	Intermediate	Yes	5000.0
Facility 11	Bishopville	SC	Solar	Intermediate	Yes	2000.0
Facility 12	Society Hill	SC	Solar	Intermediate	Yes	2000.0
Facility 13	Pamplico	SC	Solar	Intermediate	Yes	2000.0
Facility 14	Bishopville	SC	Solar	Intermediate	Yes	10.0
Facility 15	Cheraw	SC	Solar	Intermediate	Yes	5.0
Facility 16	Latta	SC	Solar	Intermediate	Yes	5.6
Facility 17	Darlington	SC	Solar	Intermediate	Yes	140.0
Facility 18	Florence	SC	Solar	Intermediate	Yes	504.0
Facility 19	Summerton	SC	Solar	Intermediate	Yes	2000.0
Facility 20	Johnsonville	SC	Solar	Intermediate	Yes	5.6
Facility 21	Darlington	SC	Solar	Intermediate	Yes	10000.0
Facility 22	McBee	SC	Solar	Intermediate	Yes	640.0
Facility 23	Florence	SC	Solar	Intermediate	Yes	260.0
Facility 24	Effingham	SC	Solar	Intermediate	Yes	500.0
Facility 25	Effingham	SC	Solar	Intermediate	Yes	616.0
Facility 26	Pamplico	SC	Solar	Intermediate	Yes	2000.0
Facility 27	Lynchburg	SC	Solar	Intermediate	Yes	1980.0
Facility 28	Florence	SC	Solar	Intermediate	Yes	6.0
Facility 29	Latta	SC	Solar	Intermediate	Yes	4.7
Facility 30	Hartsville	SC	Solar	Intermediate	Yes	10.0
Facility 31	Darlington	SC	Solar	Intermediate	Yes	56.0
Facility 32	Florence	SC	Solar	Intermediate	Yes	12.8
Facility 33	Sumter	SC	Solar	Intermediate	Yes	24.0
Facility 34	Florence	SC	Solar	Intermediate	Yes	13.6
Facility 35	Florence	SC	Solar	Intermediate	Yes	3.7
Facility 36	Rembert	SC	Solar	Intermediate	Yes	18.0

Duke Energy Progress  
Integrated Resource Plan  
Update Report  
Non-Utility Generator Facilities

***DEP Non-Utility Generator Listing - South Carolina  
as of July 31, 2019***

<b>SOUTH CAROLINA GENERATORS:</b>						
<b>Facility Name:</b>	<b>City/County:</b>	<b>State:</b>	<b>Primary Fuel Type:</b>	<b>Designation:</b>	<b>Inclusion in Utility's Resources:</b>	<b>Capacity (AC kW):</b>
Facility 37	Florence	SC	Solar	Intermediate	Yes	10.0
Facility 38	Cheraw	SC	Solar	Intermediate	Yes	648.0
Facility 39	Sumter	SC	Solar	Intermediate	Yes	11.4
Facility 40	Sumter	SC	Solar	Intermediate	Yes	2.6
Facility 41	Darlington	SC	Solar	Intermediate	Yes	17.4
Facility 42	Mc Bee	SC	Solar	Intermediate	Yes	5.0
Facility 43	Rembert	SC	Solar	Intermediate	Yes	63.0
Facility 44	Effingham	SC	Solar	Intermediate	Yes	799.0
Facility 45	Elgin	SC	Solar	Intermediate	Yes	6.3
Facility 46	Florence	SC	Solar	Intermediate	Yes	68.0
Facility 47	Pamplico	SC	Solar	Intermediate	Yes	2000.0
Facility 48	Lamar	SC	Solar	Intermediate	Yes	8.0
Facility 49	Scranton	SC	Solar	Intermediate	Yes	2000.0
Facility 50	Florence	SC	Solar	Intermediate	Yes	2.5
Facility 51	Summerton	SC	Solar	Intermediate	Yes	2000.0
Facility 52	Florence	SC	Solar	Intermediate	Yes	4.0
Facility 53	Sumter	SC	Solar	Intermediate	Yes	10.0
Facility 54	Elgin	SC	Solar	Intermediate	Yes	2.5
Facility 55	Sumter	SC	Solar	Intermediate	Yes	7.6
Facility 56	Florence	SC	Solar	Intermediate	Yes	10.0
Facility 57	Sumter	SC	Solar	Intermediate	Yes	25.0
Facility 58	Wallace	SC	Solar	Intermediate	Yes	448.0
Facility 59	Wallace	SC	Solar	Intermediate	Yes	476.0
Facility 60	Kingstree	SC	Solar	Intermediate	Yes	998.4
Facility 61	Florence	SC	Biomass	Intermediate	Yes	10000.0
Facility 62	Florence	SC	Solar	Intermediate	Yes	470.0
Facility 63	Florence	SC	Solar	Intermediate	Yes	35.0
Facility 64	Florence	SC	Solar	Intermediate	Yes	530.0
Facility 65	Lake City	SC	Solar	Intermediate	Yes	1980.0
Facility 66	Lynchburg	SC	Solar	Intermediate	Yes	1980.0
Facility 67	Darlington	SC	Solar	Intermediate	Yes	5.0
Facility 68	Nichols	SC	Solar	Intermediate	Yes	6.1
Facility 69	Nichols	SC	Solar	Intermediate	Yes	6.0
Facility 70	Cheraw	SC	Solar	Intermediate	Yes	2.7
Facility 71	Sumter	SC	Solar	Intermediate	Yes	2.6
Facility 72	Bethune	SC	Solar	Intermediate	Yes	3.0

Duke Energy Progress  
Integrated Resource Plan  
Update Report  
Non-Utility Generator Facilities

***DEP Non-Utility Generator Listing - South Carolina  
as of July 31, 2019***

<b>SOUTH CAROLINA GENERATORS:</b>						
<b>Facility Name:</b>	<b>City/County:</b>	<b>State:</b>	<b>Primary Fuel Type:</b>	<b>Designation:</b>	<b>Inclusion in Utility's Resources:</b>	<b>Capacity (AC kW):</b>
Facility 73	Sumter	SC	Solar	Intermediate	Yes	3.0
Facility 74	Mullins	SC	Solar	Intermediate	Yes	1920.0
Facility 75	Manning	SC	Solar	Intermediate	Yes	2000.0
Facility 76	Darlington	SC	Solar	Intermediate	Yes	2000.0
Facility 77	Dillon	SC	Solar	Intermediate	Yes	4.7
Facility 78	Florence	SC	Solar	Intermediate	Yes	1.5
Facility 79	Manning	SC	Solar	Intermediate	Yes	60.0
Facility 80	Florence	SC	Solar	Intermediate	Yes	328.3
Facility 81	Darlington	SC	Solar	Intermediate	Yes	390.0
Facility 82	Marion	SC	Solar	Intermediate	Yes	5.8
Facility 83	Cheraw	SC	Solar	Intermediate	Yes	3.6
Facility 84	Sumter	SC	Solar	Intermediate	Yes	9.9
Facility 85	Lamar	SC	Solar	Intermediate	Yes	11.7
Facility 86	Lake City	SC	Solar	Intermediate	Yes	2.4
Facility 87	Sumter	SC	Solar	Intermediate	Yes	11.3
Facility 88	Sumter	SC	Solar	Intermediate	Yes	8.0
Facility 89	McColl	SC	Solar	Intermediate	Yes	3.6
Facility 90	Timmonsville	SC	Solar	Intermediate	Yes	7.6
Facility 91	Elgin	SC	Solar	Intermediate	Yes	3.8
Facility 92	Manning	SC	Solar	Intermediate	Yes	3.8
Facility 93	Florence	SC	Solar	Intermediate	Yes	20.0
Facility 94	Effingham	SC	Solar	Intermediate	Yes	16.4
Facility 95	Florence	SC	Solar	Intermediate	Yes	16.4
Facility 96	Darlington	SC	Solar	Intermediate	Yes	16.5
Facility 97	Lugoff	SC	Solar	Intermediate	Yes	3.4
Facility 98	Lamar	SC	Solar	Intermediate	Yes	18.0
Facility 99	Florence	SC	Solar	Intermediate	Yes	5.2
Facility 100	HARTSVILLE	SC	Solar	Intermediate	Yes	18.0
Facility 101	Elgin	SC	Solar	Intermediate	Yes	4.9
Facility 102	Florence	SC	Solar	Intermediate	Yes	4.0
Facility 103	Hartsville	SC	Solar	Intermediate	Yes	5.0
Facility 104	SUMTER	SC	Solar	Intermediate	Yes	13.5
Facility 105	Olanta	SC	Solar	Intermediate	Yes	3.8
Facility 106	Elgin	SC	Solar	Intermediate	Yes	14.2
Facility 107	McColl	SC	Solar	Intermediate	Yes	3.8
Facility 108	Hartsville	SC	Solar	Intermediate	Yes	8.6



***DEP Non-Utility Generator Listing - South Carolina  
as of July 31, 2019***

<b>SOUTH CAROLINA GENERATORS:</b>						
<b>Facility Name:</b>	<b>City/County:</b>	<b>State:</b>	<b>Primary Fuel Type:</b>	<b>Designation:</b>	<b>Inclusion in Utility's Resources:</b>	<b>Capacity (AC kW):</b>
Facility 109	Sumter	SC	Solar	Intermediate	Yes	2.8
Facility 110	Sumter	SC	Solar	Intermediate	Yes	16.4
Facility 111	Elgin	SC	Solar	Intermediate	Yes	6.0
Facility 112	Hemingway	SC	Solar	Intermediate	Yes	2.2
Facility 113	Elgin	SC	Solar	Intermediate	Yes	7.4
Facility 114	HARTSVILLE	SC	Solar	Intermediate	Yes	8.7
Facility 115	Sumter	SC	Solar	Intermediate	Yes	5.0
Facility 116	SUMTER	SC	Solar	Intermediate	Yes	15.2
Facility 117	Sumter	SC	Solar	Intermediate	Yes	12.0
Facility 118	Florence	SC	Solar	Intermediate	Yes	3.2
Facility 119	Elgin	SC	Solar	Intermediate	Yes	5.4
Facility 120	Pamplico	SC	Solar	Intermediate	Yes	3.2
Facility 121	Elgin	SC	Solar	Intermediate	Yes	6.6
Facility 122	Marion	SC	Solar	Intermediate	Yes	2.0
Facility 123	Florence	SC	Solar	Intermediate	Yes	9.0
Facility 124	Florence	SC	Solar	Intermediate	Yes	11.4
Facility 125	Green Sea	SC	Solar	Intermediate	Yes	3.6
Facility 126	Florence	SC	Solar	Intermediate	Yes	14.4
Facility 127	Hartsville	SC	Solar	Intermediate	Yes	10.0
Facility 128	Hartsville	SC	Solar	Intermediate	Yes	4.6
Facility 129	Hartsville	SC	Solar	Intermediate	Yes	4.2
Facility 130	Florence	SC	Solar	Intermediate	Yes	2.8
Facility 131	Timmonsville	SC	Solar	Intermediate	Yes	4.4
Facility 132	Bennettsville	SC	Solar	Intermediate	Yes	7.2
Facility 133	Bishopville	SC	Solar	Intermediate	Yes	5.6
Facility 134	Bishopville	SC	Solar	Intermediate	Yes	4.0
Facility 135	Sumter	SC	Solar	Intermediate	Yes	2.8
Facility 136	Bishopville	SC	Solar	Intermediate	Yes	3.0
Facility 137	Lamar	SC	Solar	Intermediate	Yes	7.5
Facility 138	Manning	SC	Solar	Intermediate	Yes	9.9
Facility 139	Lugoff	SC	Solar	Intermediate	Yes	12.4
Facility 140	Lake View	SC	Solar	Intermediate	Yes	3.8
Facility 141	JOHNSONVILLE	SC	Solar	Intermediate	Yes	7.8
Facility 142	Florence	SC	Solar	Intermediate	Yes	7.6
Facility 143	Hartsville	SC	Solar	Intermediate	Yes	5.0
Facility 144	Darlington	SC	Solar	Intermediate	Yes	5.0



***DEP Non-Utility Generator Listing - South Carolina  
as of July 31, 2019***

<b>SOUTH CAROLINA GENERATORS:</b>						
<b>Facility Name:</b>	<b>City/County:</b>	<b>State:</b>	<b>Primary Fuel Type:</b>	<b>Designation:</b>	<b>Inclusion in Utility's Resources:</b>	<b>Capacity (AC kW):</b>
Facility 145	Lugoff	SC	Solar	Intermediate	Yes	6.0
Facility 146	FLORENCE	SC	Solar	Intermediate	Yes	15.4
Facility 147	Cheraw	SC	Solar	Intermediate	Yes	14.4
Facility 148	florence	SC	Solar	Intermediate	Yes	5.5
Facility 149	Lugoff	SC	Solar	Intermediate	Yes	5.4
Facility 150	Sumter	SC	Solar	Intermediate	Yes	2.0
Facility 151	Florence	SC	Solar	Intermediate	Yes	4.0
Facility 152	Pamplico	SC	Solar	Intermediate	Yes	9.9
Facility 153	Cheraw	SC	Solar	Intermediate	Yes	5.6
Facility 154	Lugoff	SC	Solar	Intermediate	Yes	1.6
Facility 155	Lake View	SC	Solar	Intermediate	Yes	9.9
Facility 156	Sumter	SC	Solar	Intermediate	Yes	7.6
Facility 157	Florence	SC	Solar	Intermediate	Yes	9.9
Facility 158	Turbeville	SC	Solar	Intermediate	Yes	4.4
Facility 159	McColl	SC	Solar	Intermediate	Yes	6.0
Facility 160	Sumter	SC	Solar	Intermediate	Yes	15.2
Facility 161	Sumter	SC	Solar	Intermediate	Yes	4.8
Facility 162	Manning	SC	Solar	Intermediate	Yes	6.0
Facility 163	Sumter	SC	Solar	Intermediate	Yes	5.0
Facility 164	Sumter	SC	Solar	Intermediate	Yes	5.0
Facility 165	Sumter	SC	Solar	Intermediate	Yes	4.2
Facility 166	Turbeville	SC	Solar	Intermediate	Yes	6.0
Facility 167	Sumter	SC	Solar	Intermediate	Yes	5.0
Facility 168	Timmonsville	SC	Solar	Intermediate	Yes	5.0
Facility 169	Effingham	SC	Solar	Intermediate	Yes	5.8
Facility 170	Cheraw	SC	Solar	Intermediate	Yes	6.0
Facility 171	Lake City	SC	Solar	Intermediate	Yes	5.0
Facility 172	Elgin	SC	Solar	Intermediate	Yes	9.9
Facility 173	Manning	SC	Solar	Intermediate	Yes	9.9
Facility 174	Dalzell	SC	Solar	Intermediate	Yes	9.9
Facility 175	Bishopville	SC	Solar	Intermediate	Yes	13.0
Facility 176	Bishopville	SC	Solar	Intermediate	Yes	3.8
Facility 177	Sumter	SC	Solar	Intermediate	Yes	12.3
Facility 178	Elgin	SC	Solar	Intermediate	Yes	5.6
Facility 179	Elgin	SC	Solar	Intermediate	Yes	14.2
Facility 180	Florence	SC	Solar	Intermediate	Yes	7.6

Duke Energy Progress  
Integrated Resource Plan  
Update Report  
Non-Utility Generator Facilities

***DEP Non-Utility Generator Listing - South Carolina  
as of July 31, 2019***

<b>SOUTH CAROLINA GENERATORS:</b>						
<b>Facility Name:</b>	<b>City/County:</b>	<b>State:</b>	<b>Primary Fuel Type:</b>	<b>Designation:</b>	<b>Inclusion in Utility's Resources:</b>	<b>Capacity (AC kW):</b>
Facility 181	Sumter	SC	Solar	Intermediate	Yes	6.6
Facility 182	Florence	SC	Solar	Intermediate	Yes	20.0
Facility 183	Gable	SC	Solar	Intermediate	Yes	8.6
Facility 184	Sumter	SC	Solar	Intermediate	Yes	5.0
Facility 185	Sumter	SC	Solar	Intermediate	Yes	7.6
Facility 186	Dalzell	SC	Solar	Intermediate	Yes	15.3
Facility 187	Sumter	SC	Solar	Intermediate	Yes	6.0
Facility 188	Cheraw	SC	Solar	Intermediate	Yes	3.0
Facility 189	Sumter	SC	Solar	Intermediate	Yes	6.0
Facility 190	Wedgefield	SC	Solar	Intermediate	Yes	4.4
Facility 191	Sumter	SC	Solar	Intermediate	Yes	4.2
Facility 192	Florence	SC	Solar	Intermediate	Yes	12.5
Facility 193	Sumter	SC	Solar	Intermediate	Yes	4.8
Facility 194	Hartsville	SC	Solar	Intermediate	Yes	5.0
Facility 195	Florence	SC	Solar	Intermediate	Yes	3.8
Facility 196	Hartsville	SC	Solar	Intermediate	Yes	11.4
Facility 197	Hartsville	SC	Solar	Intermediate	Yes	3.8
Facility 198	Hartsville	SC	Solar	Intermediate	Yes	20.0
Facility 199	Hartsville	SC	Solar	Intermediate	Yes	6.0
Facility 200	Florence	SC	Solar	Intermediate	Yes	3.0
Facility 201	Sumter	SC	Solar	Intermediate	Yes	12.9
Facility 202	Wedgefield	SC	Solar	Intermediate	Yes	4.8
Facility 203	Olanta	SC	Solar	Intermediate	Yes	4.4
Facility 204	Base	SC	Solar	Intermediate	Yes	3.8
Facility 205	Sumter	SC	Solar	Intermediate	Yes	9.9
Facility 206	Sumter	SC	Solar	Intermediate	Yes	4.8
Facility 207	Sumter	SC	Solar	Intermediate	Yes	2.4
Facility 208	Olanta	SC	Solar	Intermediate	Yes	5.0
Facility 209	Sumter	SC	Solar	Intermediate	Yes	2.2
Facility 210	Rembert	SC	Solar	Intermediate	Yes	3.6
Facility 211	Florence	SC	Solar	Intermediate	Yes	8.0
Facility 212	Florence	SC	Solar	Intermediate	Yes	7.8
Facility 213	Darlington	SC	Solar	Intermediate	Yes	11.3
Facility 214	Florence	SC	Solar	Intermediate	Yes	11.4
Facility 215	Sumter	SC	Solar	Intermediate	Yes	6.0
Facility 216	Florence	SC	Solar	Intermediate	Yes	19.0

Duke Energy Progress  
Integrated Resource Plan  
Update Report  
Non-Utility Generator Facilities

***DEP Non-Utility Generator Listing - South Carolina  
as of July 31, 2019***

<b>SOUTH CAROLINA GENERATORS:</b>						
<b>Facility Name:</b>	<b>City/County:</b>	<b>State:</b>	<b>Primary Fuel Type:</b>	<b>Designation:</b>	<b>Inclusion in Utility's Resources:</b>	<b>Capacity (AC kW):</b>
Facility 217	Bishopville	SC	Solar	Intermediate	Yes	6.0
Facility 218	Chesterfield	SC	Solar	Intermediate	Yes	6.0
Facility 219	Florence	SC	Solar	Intermediate	Yes	9.6
Facility 220	Shaw AFB	SC	Solar	Intermediate	Yes	7.6
Facility 221	Shaw AFB	SC	Solar	Intermediate	Yes	7.6
Facility 222	Shaw AFB	SC	Solar	Intermediate	Yes	7.6
Facility 223	Shaw AFB	SC	Solar	Intermediate	Yes	7.6
Facility 224	Shaw AFB	SC	Solar	Intermediate	Yes	6.0
Facility 225	Shaw AFB	SC	Solar	Intermediate	Yes	6.0
Facility 226	Shaw AFB	SC	Solar	Intermediate	Yes	7.6
Facility 227	SHAW AFB	SC	Solar	Intermediate	Yes	6.0
Facility 228	SHAW AFB	SC	Solar	Intermediate	Yes	6.0
Facility 229	SHAW AFB	SC	Solar	Intermediate	Yes	6.0
Facility 230	SHAW AFB	SC	Solar	Intermediate	Yes	6.0
Facility 231	SHAW AFB	SC	Solar	Intermediate	Yes	5.0
Facility 232	SHAW AFB	SC	Solar	Intermediate	Yes	6.0
Facility 233	SHAW AFB	SC	Solar	Intermediate	Yes	6.0
Facility 234	SHAW AFB	SC	Solar	Intermediate	Yes	5.0
Facility 235	Shaw AFB	SC	Solar	Intermediate	Yes	5.0
Facility 236	Sumter	SC	Solar	Intermediate	Yes	5.0
Facility 237	Manning	SC	Solar	Intermediate	Yes	7.6
Facility 238	Florence	SC	Solar	Intermediate	Yes	6.0
Facility 239	SHAW AFB	SC	Solar	Intermediate	Yes	5.0
Facility 240	SHAW AFB	SC	Solar	Intermediate	Yes	5.0
Facility 241	SHAW AFB	SC	Solar	Intermediate	Yes	5.0
Facility 242	SHAW AFB	SC	Solar	Intermediate	Yes	6.0
Facility 243	SHAW AFB	SC	Solar	Intermediate	Yes	5.0
Facility 244	SHAW AFB	SC	Solar	Intermediate	Yes	5.0
Facility 245	SHAW AFB	SC	Solar	Intermediate	Yes	6.0
Facility 246	SHAW AFB	SC	Solar	Intermediate	Yes	5.0
Facility 247	SHAW AFB	SC	Solar	Intermediate	Yes	6.0
Facility 248	Sumter	SC	Solar	Intermediate	Yes	6.7
Facility 249	SHAW AFB	SC	Solar	Intermediate	Yes	5.0
Facility 250	SHAW AFB	SC	Solar	Intermediate	Yes	7.6
Facility 251	SHAW AFB	SC	Solar	Intermediate	Yes	5.0
Facility 252	SHAW AFB	SC	Solar	Intermediate	Yes	7.6

Duke Energy Progress  
Integrated Resource Plan  
Update Report  
Non-Utility Generator Facilities

***DEP Non-Utility Generator Listing - South Carolina  
as of July 31, 2019***

<b>SOUTH CAROLINA GENERATORS:</b>						
<b>Facility Name:</b>	<b>City/County:</b>	<b>State:</b>	<b>Primary Fuel Type:</b>	<b>Designation:</b>	<b>Inclusion in Utility's Resources:</b>	<b>Capacity (AC kW):</b>
Facility 253	Shaw AFB	SC	Solar	Intermediate	Yes	5.0
Facility 254	Shaw AFB	SC	Solar	Intermediate	Yes	7.6
Facility 255	Shaw AFB	SC	Solar	Intermediate	Yes	6.0
Facility 256	SHAW AFB	SC	Solar	Intermediate	Yes	7.6
Facility 257	SHAW AFB	SC	Solar	Intermediate	Yes	6.0
Facility 258	Shaw AFB	SC	Solar	Intermediate	Yes	6.0
Facility 259	Shaw AFB	SC	Solar	Intermediate	Yes	6.0
Facility 260	Shaw AFB	SC	Solar	Intermediate	Yes	5.0
Facility 261	SHAW AFB	SC	Solar	Intermediate	Yes	5.0
Facility 262	SHAW AFB	SC	Solar	Intermediate	Yes	5.0
Facility 263	SHAW ABF	SC	Solar	Intermediate	Yes	5.0
Facility 264	SHAW AFB	SC	Solar	Intermediate	Yes	6.0
Facility 265	SHAW AFB	SC	Solar	Intermediate	Yes	7.6
Facility 266	SHAW AFB	SC	Solar	Intermediate	Yes	5.0
Facility 267	SHAW AFB	SC	Solar	Intermediate	Yes	6.0
Facility 268	SHAW AFB	SC	Solar	Intermediate	Yes	5.0
Facility 269	SHAW AFB	SC	Solar	Intermediate	Yes	5.0
Facility 270	SHAW AFB	SC	Solar	Intermediate	Yes	6.0
Facility 271	SHAW AFB	SC	Solar	Intermediate	Yes	5.0
Facility 272	SHAW AFB	SC	Solar	Intermediate	Yes	6.0
Facility 273	SHAW AFB	SC	Solar	Intermediate	Yes	5.0
Facility 274	SHAW AFB	SC	Solar	Intermediate	Yes	6.0
Facility 275	SHAW AFB	SC	Solar	Intermediate	Yes	5.0
Facility 276	SHAW AFB	SC	Solar	Intermediate	Yes	6.0
Facility 277	SHAW AFB	SC	Solar	Intermediate	Yes	7.6
Facility 278	SHAW AFB	SC	Solar	Intermediate	Yes	6.0
Facility 279	SHAW AFB	SC	Solar	Intermediate	Yes	6.0
Facility 280	SHAW AFB	SC	Solar	Intermediate	Yes	7.6
Facility 281	SHAW AFB	SC	Solar	Intermediate	Yes	5.0
Facility 282	SHAW AFB	SC	Solar	Intermediate	Yes	5.0
Facility 283	SHAW AFB	SC	Solar	Intermediate	Yes	5.0
Facility 284	SHAW AFB	SC	Solar	Intermediate	Yes	5.0
Facility 285	SHAW AFB	SC	Solar	Intermediate	Yes	5.0
Facility 286	SHAW AFB	SC	Solar	Intermediate	Yes	5.0
Facility 287	SHAW AFB	SC	Solar	Intermediate	Yes	3.8
Facility 288	SHAW AFB	SC	Solar	Intermediate	Yes	6.0

***DEP Non-Utility Generator Listing - South Carolina  
as of July 31, 2019***

<b>SOUTH CAROLINA GENERATORS:</b>						
<b>Facility Name:</b>	<b>City/County:</b>	<b>State:</b>	<b>Primary Fuel Type:</b>	<b>Designation:</b>	<b>Inclusion in Utility's Resources:</b>	<b>Capacity (AC kW):</b>
Facility 289	SHAW AFB	SC	Solar	Intermediate	Yes	6.0
Facility 290	SHAW AFB	SC	Solar	Intermediate	Yes	5.0
Facility 291	SHAW AFB	SC	Solar	Intermediate	Yes	5.0
Facility 292	SHAW AFB	SC	Solar	Intermediate	Yes	6.0
Facility 293	SHAW AFB	SC	Solar	Intermediate	Yes	6.0
Facility 294	SHAW AFB	SC	Solar	Intermediate	Yes	5.0
Facility 295	SHAW AFB	SC	Solar	Intermediate	Yes	6.0
Facility 296	SHAW AFB	SC	Solar	Intermediate	Yes	6.0
Facility 297	SHAW AFB	SC	Solar	Intermediate	Yes	6.0
Facility 298	SHAW AFB	SC	Solar	Intermediate	Yes	6.0
Facility 299	SHAW AFB	SC	Solar	Intermediate	Yes	3.8
Facility 300	SHAW AFB	SC	Solar	Intermediate	Yes	5.0
Facility 301	SHAW AFB	SC	Solar	Intermediate	Yes	3.8
Facility 302	SHAW AFB	SC	Solar	Intermediate	Yes	3.8
Facility 303	SHAW AFB	SC	Solar	Intermediate	Yes	5.0
Facility 304	SHAW AFB	SC	Solar	Intermediate	Yes	3.8
Facility 305	SHAW AFB	SC	Solar	Intermediate	Yes	6.0
Facility 306	SHAW AFB	SC	Solar	Intermediate	Yes	6.0
Facility 307	SHAW AFB	SC	Solar	Intermediate	Yes	6.0
Facility 308	SHAW AFB	SC	Solar	Intermediate	Yes	6.0
Facility 309	SHAW AFB	SC	Solar	Intermediate	Yes	5.0
Facility 310	SHAW AFB	SC	Solar	Intermediate	Yes	3.0
Facility 311	SHAW AFB	SC	Solar	Intermediate	Yes	3.8
Facility 312	SHAW AFB	SC	Solar	Intermediate	Yes	3.8
Facility 313	SHAW AFB	SC	Solar	Intermediate	Yes	3.8
Facility 314	SHAW AFB	SC	Solar	Intermediate	Yes	6.0
Facility 315	SHAW AFB	SC	Solar	Intermediate	Yes	5.0
Facility 316	Timmonsville	SC	Solar	Intermediate	Yes	1.6
Facility 317	SHAW AFB	SC	Solar	Intermediate	Yes	6.0
Facility 318	SHAW AFB	SC	Solar	Intermediate	Yes	6.0
Facility 319	SHAW AFB	SC	Solar	Intermediate	Yes	6.0
Facility 320	SHAW AFB, SC	SC	Solar	Intermediate	Yes	3.8
Facility 321	SHAW AFB	SC	Solar	Intermediate	Yes	6.0
Facility 322	Shaw AFB	SC	Solar	Intermediate	Yes	3.8
Facility 323	SHAW AFB, SC	SC	Solar	Intermediate	Yes	3.8
Facility 324	SHAW AFB, SC	SC	Solar	Intermediate	Yes	6.0

***DEP Non-Utility Generator Listing - South Carolina  
as of July 31, 2019***

<b>SOUTH CAROLINA GENERATORS:</b>						
<b>Facility Name:</b>	<b>City/County:</b>	<b>State:</b>	<b>Primary Fuel Type:</b>	<b>Designation:</b>	<b>Inclusion in Utility's Resources:</b>	<b>Capacity (AC kW):</b>
Facility 325	SHAW AFB, SC	SC	Solar	Intermediate	Yes	6.0
Facility 326	SHAW AFB	SC	Solar	Intermediate	Yes	5.0
Facility 327	Sumter	SC	Solar	Intermediate	Yes	12.6
Facility 328	SHAW AFB	SC	Solar	Intermediate	Yes	6.0
Facility 329	SHAW AFB	SC	Solar	Intermediate	Yes	5.0
Facility 330	SHAW AFB	SC	Solar	Intermediate	Yes	6.0
Facility 331	SHAW AFB	SC	Solar	Intermediate	Yes	3.8
Facility 332	SHAW AFB, SC	SC	Solar	Intermediate	Yes	5.0
Facility 333	SHAW AFB	SC	Solar	Intermediate	Yes	3.0
Facility 334	SHAW AFB	SC	Solar	Intermediate	Yes	6.0
Facility 335	SHAW AFB	SC	Solar	Intermediate	Yes	3.8
Facility 336	SHAW AFB	SC	Solar	Intermediate	Yes	6.0
Facility 337	SHAW AFB	SC	Solar	Intermediate	Yes	6.0
Facility 338	SHAW AFB	SC	Solar	Intermediate	Yes	6.0
Facility 339	SHAW AFB	SC	Solar	Intermediate	Yes	3.8
Facility 340	SHAW AFB	SC	Solar	Intermediate	Yes	6.0
Facility 341	SHAW AFB	SC	Solar	Intermediate	Yes	5.0
Facility 342	SHAW AFB	SC	Solar	Intermediate	Yes	3.8
Facility 343	SHAW AFB	SC	Solar	Intermediate	Yes	3.8
Facility 344	Shaw AFB	SC	Solar	Intermediate	Yes	3.8
Facility 345	Shaw AFB	SC	Solar	Intermediate	Yes	5.0
Facility 346	Shaw AFB	SC	Solar	Intermediate	Yes	5.0
Facility 347	SHAW AFB	SC	Solar	Intermediate	Yes	5.0
Facility 348	SHAW AFB	SC	Solar	Intermediate	Yes	3.8
Facility 349	SHAW AFB	SC	Solar	Intermediate	Yes	5.0
Facility 350	SHAW AFB	SC	Solar	Intermediate	Yes	5.0
Facility 351	SHAW AFB	SC	Solar	Intermediate	Yes	5.0
Facility 352	SHAW AFB	SC	Solar	Intermediate	Yes	5.0
Facility 353	SHAW AFB, SC	SC	Solar	Intermediate	Yes	3.8
Facility 354	Shaw AFB	SC	Solar	Intermediate	Yes	5.0
Facility 355	SHAW AFB	SC	Solar	Intermediate	Yes	5.0
Facility 356	SHAW AFB	SC	Solar	Intermediate	Yes	5.0
Facility 357	SHAW AFB	SC	Solar	Intermediate	Yes	3.8
Facility 358	SHAW AFB	SC	Solar	Intermediate	Yes	5.0
Facility 359	SHAW AFB	SC	Solar	Intermediate	Yes	5.0
Facility 360	Shaw AFB	SC	Solar	Intermediate	Yes	6.0

***DEP Non-Utility Generator Listing - South Carolina  
as of July 31, 2019***

<b>SOUTH CAROLINA GENERATORS:</b>						
<b>Facility Name:</b>	<b>City/County:</b>	<b>State:</b>	<b>Primary Fuel Type:</b>	<b>Designation:</b>	<b>Inclusion in Utility's Resources:</b>	<b>Capacity (AC kW):</b>
Facility 361	SHAW AFB	SC	Solar	Intermediate	Yes	5.0
Facility 362	Shaw AFB	SC	Solar	Intermediate	Yes	5.0
Facility 363	Shaw AFB	SC	Solar	Intermediate	Yes	3.8
Facility 364	Shaw AFB	SC	Solar	Intermediate	Yes	3.0
Facility 365	Shaw AFB	SC	Solar	Intermediate	Yes	5.0
Facility 366	Shaw AFB	SC	Solar	Intermediate	Yes	5.0
Facility 367	Shaw AFB	SC	Solar	Intermediate	Yes	3.8
Facility 368	Shaw AFB	SC	Solar	Intermediate	Yes	3.8
Facility 369	Shaw AFB	SC	Solar	Intermediate	Yes	3.8
Facility 370	Shaw AFB	SC	Solar	Intermediate	Yes	5.0
Facility 371	Shaw AFB	SC	Solar	Intermediate	Yes	3.0
Facility 372	Shaw AFB	SC	Solar	Intermediate	Yes	3.8
Facility 373	Shaw AFB	SC	Solar	Intermediate	Yes	3.8
Facility 374	Shaw AFB	SC	Solar	Intermediate	Yes	3.8
Facility 375	Shaw AFB	SC	Solar	Intermediate	Yes	3.8
Facility 376	Shaw AFB	SC	Solar	Intermediate	Yes	5.0
Facility 377	Shaw AFB	SC	Solar	Intermediate	Yes	3.8
Facility 378	Shaw AFB	SC	Solar	Intermediate	Yes	5.0
Facility 379	Shaw AFB	SC	Solar	Intermediate	Yes	5.0
Facility 380	Shaw AFB	SC	Solar	Intermediate	Yes	5.0
Facility 381	Shaw AFB	SC	Solar	Intermediate	Yes	3.8
Facility 382	Shaw AFB	SC	Solar	Intermediate	Yes	5.0
Facility 383	Shaw AFB	SC	Solar	Intermediate	Yes	3.8
Facility 384	Shaw AFB	SC	Solar	Intermediate	Yes	5.0
Facility 385	Shaw AFB	SC	Solar	Intermediate	Yes	3.8
Facility 386	Shaw AFB	SC	Solar	Intermediate	Yes	3.8
Facility 387	Shaw AFB	SC	Solar	Intermediate	Yes	5.0
Facility 388	Shaw AFB	SC	Solar	Intermediate	Yes	3.8
Facility 389	Shaw AFB	SC	Solar	Intermediate	Yes	5.0
Facility 390	Shaw AFB	SC	Solar	Intermediate	Yes	5.0
Facility 391	Shaw AFB	SC	Solar	Intermediate	Yes	5.0
Facility 392	Shaw AFB	SC	Solar	Intermediate	Yes	5.0
Facility 393	Shaw AFB	SC	Solar	Intermediate	Yes	3.8
Facility 394	Shaw AFB	SC	Solar	Intermediate	Yes	3.8
Facility 395	Shaw AFB	SC	Solar	Intermediate	Yes	3.8
Facility 396	Shaw AFB	SC	Solar	Intermediate	Yes	3.0



***DEP Non-Utility Generator Listing - South Carolina  
as of July 31, 2019***

<b>SOUTH CAROLINA GENERATORS:</b>						
<b>Facility Name:</b>	<b>City/County:</b>	<b>State:</b>	<b>Primary Fuel Type:</b>	<b>Designation:</b>	<b>Inclusion in Utility's Resources:</b>	<b>Capacity (AC kW):</b>
Facility 397	Shaw AFB	SC	Solar	Intermediate	Yes	5.0
Facility 398	Shaw AFB	SC	Solar	Intermediate	Yes	5.0
Facility 399	Shaw AFB	SC	Solar	Intermediate	Yes	5.0
Facility 400	Shaw AFB	SC	Solar	Intermediate	Yes	5.0
Facility 401	Shaw AFB	SC	Solar	Intermediate	Yes	5.0
Facility 402	Shaw AFB	SC	Solar	Intermediate	Yes	5.0
Facility 403	Shaw AFB	SC	Solar	Intermediate	Yes	5.0
Facility 404	Shaw AFB	SC	Solar	Intermediate	Yes	3.8
Facility 405	Shaw AFB	SC	Solar	Intermediate	Yes	5.0
Facility 406	Shaw AFB	SC	Solar	Intermediate	Yes	5.0
Facility 407	Shaw AFB	SC	Solar	Intermediate	Yes	5.0
Facility 408	Shaw AFB	SC	Solar	Intermediate	Yes	5.0
Facility 409	Shaw AFB	SC	Solar	Intermediate	Yes	5.0
Facility 410	Shaw AFB	SC	Solar	Intermediate	Yes	5.0
Facility 411	Shaw AFB	SC	Solar	Intermediate	Yes	5.0
Facility 412	Shaw AFB	SC	Solar	Intermediate	Yes	3.0
Facility 413	Shaw AFB	SC	Solar	Intermediate	Yes	5.0
Facility 414	Shaw AFB	SC	Solar	Intermediate	Yes	5.0
Facility 415	Shaw AFB	SC	Solar	Intermediate	Yes	5.0
Facility 416	Shaw AFB	SC	Solar	Intermediate	Yes	5.0
Facility 417	Shaw AFB	SC	Solar	Intermediate	Yes	5.0
Facility 418	Shaw AFB	SC	Solar	Intermediate	Yes	5.0
Facility 419	Shaw AFB	SC	Solar	Intermediate	Yes	5.0
Facility 420	Shaw AFB	SC	Solar	Intermediate	Yes	5.0
Facility 421	Shaw AFB	SC	Solar	Intermediate	Yes	5.0
Facility 422	Shaw AFB	SC	Solar	Intermediate	Yes	5.0
Facility 423	Shaw AFB	SC	Solar	Intermediate	Yes	5.0
Facility 424	Shaw AFB	SC	Solar	Intermediate	Yes	5.0
Facility 425	Shaw AFB	SC	Solar	Intermediate	Yes	5.0
Facility 426	Shaw AFB	SC	Solar	Intermediate	Yes	3.8
Facility 427	Shaw AFB	SC	Solar	Intermediate	Yes	3.8
Facility 428	Bishopville	SC	Solar	Intermediate	Yes	3.6
Facility 429	Elgin	SC	Solar	Intermediate	Yes	5.8
Facility 430	Johnsonville	SC	Solar	Intermediate	Yes	5.0
Facility 431	Florence	SC	Solar	Intermediate	Yes	19.8
Facility 432	Sumter	SC	Solar	Intermediate	Yes	15.2



***DEP Non-Utility Generator Listing - South Carolina  
as of July 31, 2019***

<b>SOUTH CAROLINA GENERATORS:</b>						
<b>Facility Name:</b>	<b>City/County:</b>	<b>State:</b>	<b>Primary Fuel Type:</b>	<b>Designation:</b>	<b>Inclusion in Utility's Resources:</b>	<b>Capacity (AC kW):</b>
Facility 433	Sumter	SC	Solar	Intermediate	Yes	9.9
Facility 434	Sumter	SC	Solar	Intermediate	Yes	15.2
Facility 435	Sumter	SC	Solar	Intermediate	Yes	7.6
Facility 436	Dalzell	SC	Solar	Intermediate	Yes	7.5
Facility 437	Florence	SC	Solar	Intermediate	Yes	3.8
Facility 438	SHAW AFB	SC	Solar	Intermediate	Yes	5.0
Facility 439	SHAW AFB	SC	Solar	Intermediate	Yes	5.0
Facility 440	SHAW AFB	SC	Solar	Intermediate	Yes	3.8
Facility 441	SHAW AFB	SC	Solar	Intermediate	Yes	3.8
Facility 442	SHAW AFB	SC	Solar	Intermediate	Yes	5.0
Facility 443	SHAW AFB	SC	Solar	Intermediate	Yes	5.0
Facility 444	SHAW AFB	SC	Solar	Intermediate	Yes	3.8
Facility 445	SHAW AFB	SC	Solar	Intermediate	Yes	3.8
Facility 446	SHAW AFB	SC	Solar	Intermediate	Yes	5.0
Facility 447	SHAW AFB	SC	Solar	Intermediate	Yes	3.8
Facility 448	SHAW AFB	SC	Solar	Intermediate	Yes	3.8
Facility 449	SHAW AFB	SC	Solar	Intermediate	Yes	5.0
Facility 450	SHAW AFB	SC	Solar	Intermediate	Yes	4.0
Facility 451	SHAW AFB	SC	Solar	Intermediate	Yes	3.0
Facility 452	SHAW AFB	SC	Solar	Intermediate	Yes	3.8
Facility 453	SHAW AFB	SC	Solar	Intermediate	Yes	3.8
Facility 454	SHAW AFB	SC	Solar	Intermediate	Yes	3.8
Facility 455	SHAW AFB	SC	Solar	Intermediate	Yes	5.0
Facility 456	SHAW AFB	SC	Solar	Intermediate	Yes	5.0
Facility 457	SHAW AFB	SC	Solar	Intermediate	Yes	3.8
Facility 458	SHAW AFB	SC	Solar	Intermediate	Yes	3.0
Facility 459	SHAW AFB	SC	Solar	Intermediate	Yes	3.8
Facility 460	SHAW AFB	SC	Solar	Intermediate	Yes	3.8
Facility 461	SHAW AFB	SC	Solar	Intermediate	Yes	3.8
Facility 462	SHAW AFB	SC	Solar	Intermediate	Yes	3.8
Facility 463	SHAW AFB	SC	Solar	Intermediate	Yes	3.8
Facility 464	SHAW AFB	SC	Solar	Intermediate	Yes	3.8
Facility 465	SHAW AFB	SC	Solar	Intermediate	Yes	3.0
Facility 466	SHAW AFB	SC	Solar	Intermediate	Yes	3.8
Facility 467	SHAW AFB	SC	Solar	Intermediate	Yes	3.8
Facility 468	SHAW AFB	SC	Solar	Intermediate	Yes	3.0

***DEP Non-Utility Generator Listing - South Carolina  
as of July 31, 2019***

<b>SOUTH CAROLINA GENERATORS:</b>						
<b>Facility Name:</b>	<b>City/County:</b>	<b>State:</b>	<b>Primary Fuel Type:</b>	<b>Designation:</b>	<b>Inclusion in Utility's Resources:</b>	<b>Capacity (AC kW):</b>
Facility 469	SHAW AFB	SC	Solar	Intermediate	Yes	3.8
Facility 470	SHAW AFB	SC	Solar	Intermediate	Yes	3.8
Facility 471	SHAW AFB	SC	Solar	Intermediate	Yes	3.8
Facility 472	SHAW AFB	SC	Solar	Intermediate	Yes	3.8
Facility 473	SHAW AFB	SC	Solar	Intermediate	Yes	3.8
Facility 474	SHAW AFB	SC	Solar	Intermediate	Yes	3.8
Facility 475	SHAW AFB	SC	Solar	Intermediate	Yes	3.8
Facility 476	SHAW AFB	SC	Solar	Intermediate	Yes	3.8
Facility 477	SHAW AFB	SC	Solar	Intermediate	Yes	3.8
Facility 478	SHAW AFB	SC	Solar	Intermediate	Yes	3.8
Facility 479	SHAW AFB	SC	Solar	Intermediate	Yes	3.8
Facility 480	SHAW AFB	SC	Solar	Intermediate	Yes	3.8
Facility 481	SHAW AFB	SC	Solar	Intermediate	Yes	3.0
Facility 482	SHAW AFB	SC	Solar	Intermediate	Yes	3.8
Facility 483	SHAW AFB	SC	Solar	Intermediate	Yes	3.8
Facility 484	SHAW AFB	SC	Solar	Intermediate	Yes	3.0
Facility 485	SHAW AFB	SC	Solar	Intermediate	Yes	3.8
Facility 486	SHAW AFB	SC	Solar	Intermediate	Yes	3.8
Facility 487	SHAW AFB	SC	Solar	Intermediate	Yes	3.8
Facility 488	SHAW AFB	SC	Solar	Intermediate	Yes	3.8
Facility 489	SHAW AFB	SC	Solar	Intermediate	Yes	3.8
Facility 490	SHAW AFB	SC	Solar	Intermediate	Yes	3.8
Facility 491	SHAW AFB	SC	Solar	Intermediate	Yes	3.8
Facility 492	SHAW AFB	SC	Solar	Intermediate	Yes	3.8
Facility 493	SHAW AFB	SC	Solar	Intermediate	Yes	3.8
Facility 494	SHAW AFB	SC	Solar	Intermediate	Yes	3.8
Facility 495	SHAW AFB	SC	Solar	Intermediate	Yes	3.8
Facility 496	SHAW AFB	SC	Solar	Intermediate	Yes	3.8
Facility 497	SHAW AFB	SC	Solar	Intermediate	Yes	3.8
Facility 498	SHAW AFB	SC	Solar	Intermediate	Yes	3.8
Facility 499	SHAW AFB	SC	Solar	Intermediate	Yes	3.8
Facility 500	SHAW AFB	SC	Solar	Intermediate	Yes	3.8
Facility 501	SHAW AFB	SC	Solar	Intermediate	Yes	3.8
Facility 502	SHAW AFB	SC	Solar	Intermediate	Yes	3.8
Facility 503	SHAW AFB	SC	Solar	Intermediate	Yes	3.8
Facility 504	SHAW AFB	SC	Solar	Intermediate	Yes	3.8

***DEP Non-Utility Generator Listing - South Carolina  
as of July 31, 2019***

<b>SOUTH CAROLINA GENERATORS:</b>						
<b>Facility Name:</b>	<b>City/County:</b>	<b>State:</b>	<b>Primary Fuel Type:</b>	<b>Designation:</b>	<b>Inclusion in Utility's Resources:</b>	<b>Capacity (AC kW):</b>
Facility 505	SHAW AFB	SC	Solar	Intermediate	Yes	3.8
Facility 506	SHAW AFB	SC	Solar	Intermediate	Yes	3.8
Facility 507	SHAW AFB	SC	Solar	Intermediate	Yes	3.8
Facility 508	SHAW AFB	SC	Solar	Intermediate	Yes	3.8
Facility 509	SHAW AFB	SC	Solar	Intermediate	Yes	3.8
Facility 510	SHAW AFB	SC	Solar	Intermediate	Yes	3.8
Facility 511	SHAW AFB	SC	Solar	Intermediate	Yes	3.8
Facility 512	SHAW AFB	SC	Solar	Intermediate	Yes	3.0
Facility 513	SHAW AFB	SC	Solar	Intermediate	Yes	3.8
Facility 514	SHAW AFB	SC	Solar	Intermediate	Yes	3.0
Facility 515	SHAW AFB	SC	Solar	Intermediate	Yes	3.0
Facility 516	Elgin	SC	Solar	Intermediate	Yes	10.0
Facility 517	Cheraw	SC	Solar	Intermediate	Yes	4.6
Facility 518	Sumter	SC	Solar	Intermediate	Yes	12.6
Facility 519	Cheraw	SC	Solar	Intermediate	Yes	7.2
Facility 520	SHAW AFB	SC	Solar	Intermediate	Yes	6.0
Facility 521	Sumter	SC	Solar	Intermediate	Yes	2.8
Facility 522	Florence	SC	Solar	Intermediate	Yes	10.0
Facility 523	Sumter	SC	Solar	Intermediate	Yes	11.4
Facility 524	Lugoff	SC	Solar	Intermediate	Yes	5.0
Facility 525	Sumter	SC	Solar	Intermediate	Yes	5.5
Facility 526	Sumter	SC	Solar	Intermediate	Yes	5.0
Facility 527	Lugoff	SC	Solar	Intermediate	Yes	14.0
Facility 528	Elgin	SC	Solar	Intermediate	Yes	10.0
Facility 529	Sumter	SC	Solar	Intermediate	Yes	6.0
Facility 530	Hartsville	SC	Solar	Intermediate	Yes	3.8
Facility 531	Florence	SC	Solar	Intermediate	Yes	5.3
Facility 532	Manning SC	SC	Solar	Intermediate	Yes	3.0
Facility 533	Elgin	SC	Solar	Intermediate	Yes	10.0
Facility 534	Kingstree	SC	Solar	Intermediate	Yes	7.5
Facility 535	Sumter	SC	Solar	Intermediate	Yes	10.8
Facility 536	Andrews	SC	-	-	Yes	2.0
Facility 537	Cheraw	SC	Solar	Intermediate	Yes	4.8
Facility 538	Florence	SC	Solar	Intermediate	Yes	3.5
Facility 539	Mullins	SC	Solar	Intermediate	Yes	20.0
Facility 540	Sumter	SC	Solar	Intermediate	Yes	10.0

***DEP Non-Utility Generator Listing - South Carolina  
as of July 31, 2019***

<b>SOUTH CAROLINA GENERATORS:</b>						
<b>Facility Name:</b>	<b>City/County:</b>	<b>State:</b>	<b>Primary Fuel Type:</b>	<b>Designation:</b>	<b>Inclusion in Utility's Resources:</b>	<b>Capacity (AC kW):</b>
Facility 541	Elgin	SC	Solar	Intermediate	Yes	7.6
Facility 542	Florence	SC	Solar	Intermediate	Yes	3.0
Facility 543	New Zion	SC	Solar	Intermediate	Yes	7.6
Facility 544	Darlington	SC	Solar	Intermediate	Yes	20.0
Facility 545	Marion	SC	Solar	Intermediate	Yes	20.0
Facility 546	Hartsville	SC	Solar	Intermediate	Yes	7.8
Facility 547	Timmonsville	SC	Solar	Intermediate	Yes	7.7
Facility 548	Effingham	SC	Solar	Intermediate	Yes	9.9
Facility 549	Florence	SC	Solar	Intermediate	Yes	3.0
Facility 550	Kingstree	SC	Solar	Intermediate	Yes	20.0
Facility 551	Sumter	SC	Solar	Intermediate	Yes	20.0
Facility 552	Florence	SC	Solar	Intermediate	Yes	20.0
Facility 553	Sumter	SC	Solar	Intermediate	Yes	15.2
Facility 554	Chesterfield	SC	Solar	Intermediate	Yes	6.0
Facility 555	Rembert	SC	Solar	Intermediate	Yes	3.0
Facility 556	Cheraw	SC	Solar	Intermediate	Yes	3.8
Facility 557	Florence	SC	Solar	Intermediate	Yes	6.0
Facility 558	Cheraw	SC	Solar	Intermediate	Yes	5.0
Facility 559	Sumter	SC	Solar	Intermediate	Yes	10.0
Facility 560	Mullins	SC	Solar	Intermediate	Yes	2.8
Facility 561	Sumter	SC	Solar	Intermediate	Yes	2.0
Facility 562	Florence	SC	Solar	Intermediate	Yes	10.8
Facility 563	Lugoff	SC	Solar	Intermediate	Yes	5.4
Facility 564	Florence	SC	Solar	Intermediate	Yes	6.3
Facility 565	Sumter	SC	Solar	Intermediate	Yes	6.0
Facility 566	Sumter	SC	Solar	Intermediate	Yes	3.7
Facility 567	Florence	SC	Solar	Intermediate	Yes	7.9
Facility 568	Sumter	SC	Solar	Intermediate	Yes	11.4
Facility 569	Chesterfield	SC	Solar	Intermediate	Yes	10.0
Facility 570	Sumter	SC	Solar	Intermediate	Yes	11.4
Facility 571	Florence	SC	Solar	Intermediate	Yes	14.7
Facility 572	Hartsville	SC	Solar	Intermediate	Yes	7.6
Facility 573	Elgin	SC	Solar	Intermediate	Yes	7.6
Facility 574	Bethune	SC	Solar	Intermediate	Yes	7.6
Facility 575	Sumter	SC	Solar	Intermediate	Yes	8.8
Facility 576	Hartsville	SC	Solar	Intermediate	Yes	3.0

***DEP Non-Utility Generator Listing - South Carolina  
as of July 31, 2019***

<b>SOUTH CAROLINA GENERATORS:</b>						
<b>Facility Name:</b>	<b>City/County:</b>	<b>State:</b>	<b>Primary Fuel Type:</b>	<b>Designation:</b>	<b>Inclusion in Utility's Resources:</b>	<b>Capacity (AC kW):</b>
Facility 577	Sumter	SC	Solar	Intermediate	Yes	4.8
Facility 578	Sumter	SC	Solar	Intermediate	Yes	8.8
Facility 579	Green Sea	SC	Solar	Intermediate	Yes	6.0
Facility 580	Clio	SC	Solar	Intermediate	Yes	8.8
Facility 581	Florence	SC	Solar	Intermediate	Yes	4.0
Facility 582	Sumter	SC	Solar	Intermediate	Yes	6.0
Facility 583	Florence	SC	Solar	Intermediate	Yes	7.2
Facility 584	Elgin	SC	Solar	Intermediate	Yes	7.6
Facility 585	Sumter	SC	Solar	Intermediate	Yes	11.4
Facility 586	Sumter	SC	Solar	Intermediate	Yes	9.4
Facility 587	Sumter	SC	Solar	Intermediate	Yes	11.4
Facility 588	Sumter	SC	Solar	Intermediate	Yes	5.5
Facility 589	Florence	SC	Solar	Intermediate	Yes	10.0
Facility 590	Sumter	SC	Solar	Intermediate	Yes	4.8
Facility 591	Hartsville	SC	Solar	Intermediate	Yes	8.2
Facility 592	Florence	SC	Solar	Intermediate	Yes	5.5
Facility 593	Elgin	SC	Solar	Intermediate	Yes	5.0
Facility 594	Chesterfield	SC	Solar	Intermediate	Yes	7.6
Facility 595	Florence	SC	Solar	Intermediate	Yes	7.7
Facility 596	Cheraw	SC	Solar	Intermediate	Yes	5.3
Facility 597	Sumter	SC	Solar	Intermediate	Yes	4.8
Facility 598	Shaw AFB	SC	Solar	Intermediate	Yes	5.0
Facility 599	Shaw AFB	SC	Solar	Intermediate	Yes	3.8
Facility 600	Florence	SC	Solar	Intermediate	Yes	7.7
Facility 601	Marion	SC	Solar	Intermediate	Yes	4.0
Facility 602	Dalzell	SC	Solar	Intermediate	Yes	4.8
Facility 603	Hartsville	SC	Solar	Intermediate	Yes	10.0
Facility 604	Hemingway	SC	Solar	Intermediate	Yes	8.3
Facility 605	Sumter	SC	Solar	Intermediate	Yes	5.3
Facility 606	Florence	SC	Solar	Intermediate	Yes	4.8
Facility 607	Sumter	SC	Solar	Intermediate	Yes	4.8
Facility 608	Florence	SC	Solar	Intermediate	Yes	9.8
Facility 609	Sumter	SC	Solar	Intermediate	Yes	4.0
Facility 610	Florence	SC	Solar	Intermediate	Yes	9.3
Facility 611	Sumter	SC	Solar	Intermediate	Yes	10.0
Facility 612	Hartsville	SC	Solar	Intermediate	Yes	7.6

***DEP Non-Utility Generator Listing - South Carolina  
as of July 31, 2019***

<b>SOUTH CAROLINA GENERATORS:</b>						
<b>Facility Name:</b>	<b>City/County:</b>	<b>State:</b>	<b>Primary Fuel Type:</b>	<b>Designation:</b>	<b>Inclusion in Utility's Resources:</b>	<b>Capacity (AC kW):</b>
Facility 613	Hemingway	SC	Solar	Intermediate	Yes	4.2
Facility 614	Sumter	SC	Solar	Intermediate	Yes	3.0
Facility 615	Sumter	SC	Solar	Intermediate	Yes	18.0
Facility 616	Lugoff	SC	Solar	Intermediate	Yes	8.6
Facility 617	Hartsville	SC	Solar	Intermediate	Yes	9.9
Facility 618	Clio	SC	Solar	Intermediate	Yes	11.4
Facility 619	Lugoff	SC	Solar	Intermediate	Yes	3.8
Facility 620	Hartsville Dr	SC	Solar	Intermediate	Yes	7.6
Facility 621	Florence	SC	Solar	Intermediate	Yes	19.8
Facility 622	Hartsville	SC	Solar	Intermediate	Yes	10.0
Facility 623	Darlington	SC	Solar	Intermediate	Yes	6.0
Facility 624	Sumter	SC	Solar	Intermediate	Yes	3.0
Facility 625	Florence	SC	Solar	Intermediate	Yes	3.8
Facility 626	Hartsville	SC	Solar	Intermediate	Yes	9.9
Facility 627	Sumter	SC	Solar	Intermediate	Yes	6.5
Facility 628	Sumter	SC	Solar	Intermediate	Yes	6.0
Facility 629	Sumpter	SC	Solar	Intermediate	Yes	5.0
Facility 630	Elgin	SC	Solar	Intermediate	Yes	7.6
Facility 631	Florence	SC	Solar	Intermediate	Yes	7.0
Facility 632	Turbeville	SC	Solar	Intermediate	Yes	7.6
Facility 633	Florence	SC	Solar	Intermediate	Yes	5.5
Facility 634	Hartsville	SC	Solar	Intermediate	Yes	3.8
Facility 635	Sumter	SC	Solar	Intermediate	Yes	2.5
Facility 636	Sumter	SC	Solar	Intermediate	Yes	2.6
Facility 637	Florence	SC	Solar	Intermediate	Yes	2.2
Facility 638	Hartsville	SC	Solar	Intermediate	Yes	11.4
Facility 639	Elgin	SC	Solar	Intermediate	Yes	7.6
Facility 640	Elgin	SC	Solar	Intermediate	Yes	7.6
Facility 641	Sumter	SC	Solar	Intermediate	Yes	3.0
Facility 642	Sumter	SC	Solar	Intermediate	Yes	6.0
Facility 643	Pamplico	SC	Solar	Intermediate	Yes	8.0
Facility 644	Florence	SC	Solar	Intermediate	Yes	11.4
Facility 645	Florence	SC	Solar	Intermediate	Yes	5.0
Facility 646	Hemingway	SC	Solar	Intermediate	Yes	9.3
Facility 647	Florence	SC	Solar	Intermediate	Yes	9.0
Facility 648	Cheraw	SC	Solar	Intermediate	Yes	7.6

***DEP Non-Utility Generator Listing - South Carolina  
as of July 31, 2019***

<b>SOUTH CAROLINA GENERATORS:</b>						
<b>Facility Name:</b>	<b>City/County:</b>	<b>State:</b>	<b>Primary Fuel Type:</b>	<b>Designation:</b>	<b>Inclusion in Utility's Resources:</b>	<b>Capacity (AC kW):</b>
Facility 649	Elgin	SC	Solar	Intermediate	Yes	7.6
Facility 650	Lake City	SC	Solar	Intermediate	Yes	4.8
Facility 651	Florence	SC	Solar	Intermediate	Yes	7.6
Facility 652	Bishopville	SC	Solar	Intermediate	Yes	5.3
Facility 653	Manning	SC	Solar	Intermediate	Yes	5.5
Facility 654	Turbeville	SC	Solar	Intermediate	Yes	7.6
Facility 655	Rembert	SC	Solar	Intermediate	Yes	7.6
Facility 656	Sumter	SC	Solar	Intermediate	Yes	4.0
Facility 657	Manning	SC	Solar	Intermediate	Yes	12.0
Facility 658	Nichols	SC	Solar	Intermediate	Yes	7.6
Facility 659	Sumter	SC	Solar	Intermediate	Yes	4.6
Facility 660	Florence	SC	Solar	Intermediate	Yes	7.6
Facility 661	Sumter	SC	Solar	Intermediate	Yes	3.8
Facility 662	Hartsville	SC	Solar	Intermediate	Yes	20.0
Facility 663	Sumter	SC	Solar	Intermediate	Yes	5.0
Facility 664	Sumter	SC	Solar	Intermediate	Yes	8.0
Facility 665	Hartsville	SC	Solar	Intermediate	Yes	10.8
Facility 666	Bishopville	SC	Solar	Intermediate	Yes	15.2
Facility 667	Sumter	SC	Solar	Intermediate	Yes	3.0
Facility 668	Sumter	SC	Solar	Intermediate	Yes	7.6
Facility 669	Sumter	SC	Solar	Intermediate	Yes	5.2
Facility 670	Lake City	SC	Solar	Intermediate	Yes	4.8
Facility 671	Hartsville	SC	Solar	Intermediate	Yes	9.1
Facility 672	Marion	SC	Solar	Intermediate	Yes	4.1
Facility 673	Manning	SC	Solar	Intermediate	Yes	5.1
Facility 674	Florence	SC	Solar	Intermediate	Yes	6.2
Facility 675	Florence	SC	Solar	Intermediate	Yes	6.4
Facility 676	FLORENCE	SC	Solar	Intermediate	Yes	6.0
Facility 677	Florence	SC	Solar	Intermediate	Yes	7.3
Facility 678	Sumter	SC	Solar	Intermediate	Yes	6.3
Facility 679	Lugoff	SC	Solar	Intermediate	Yes	3.7
Facility 680	Lugoff	SC	Solar	Intermediate	Yes	10.0
Facility 681	Bishopville	SC	Solar	Intermediate	Yes	9.9
Facility 682	Florence	SC	Solar	Intermediate	Yes	10.0
Facility 683	Florence	SC	Solar	Intermediate	Yes	3.8
Facility 684	Sumter	SC	Solar	Intermediate	Yes	6.7



Duke Energy Progress  
Integrated Resource Plan  
Update Report  
Non-Utility Generator Facilities

***DEP Non-Utility Generator Listing - South Carolina  
as of July 31, 2019***

<b>SOUTH CAROLINA GENERATORS:</b>						
<b>Facility Name:</b>	<b>City/County:</b>	<b>State:</b>	<b>Primary Fuel Type:</b>	<b>Designation:</b>	<b>Inclusion in Utility's Resources:</b>	<b>Capacity (AC kW):</b>
Facility 685	Hartsville	SC	Solar	Intermediate	Yes	10.0
Facility 686	LANE	SC	Solar	Intermediate	Yes	5.0
Facility 687	Sumter	SC	Solar	Intermediate	Yes	11.4
Facility 688	Cheraw	SC	Solar	Intermediate	Yes	18.0
Facility 689	Florence	SC	Solar	Intermediate	Yes	10.0
Facility 690	McColl	SC	Solar	Intermediate	Yes	3.0
Facility 691	Sumter	SC	Solar	Intermediate	Yes	13.6
Facility 692	Elgin	SC	Solar	Intermediate	Yes	7.6
Facility 693	Sumter	SC	Solar	Intermediate	Yes	5.5
Facility 694	Elgin	SC	Solar	Intermediate	Yes	10.0
Facility 695	Cheraw	SC	Solar	Intermediate	Yes	8.4
Facility 696	Sumter	SC	Solar	Intermediate	Yes	9.9
Facility 697	Hartsville	SC	Solar	Intermediate	Yes	8.0
Facility 698	Pageland	SC	Solar	Intermediate	Yes	7.2
Facility 699	Sumter	SC	Solar	Intermediate	Yes	10.2
Facility 700	Sumter	SC	Solar	Intermediate	Yes	5.1
Facility 701	Bishopville	SC	Solar	Intermediate	Yes	13.3
Facility 702	Florence	SC	Solar	Intermediate	Yes	5.6
Facility 703	Sumter	SC	Solar	Intermediate	Yes	7.6
Facility 704	Sumter	SC	Solar	Intermediate	Yes	14.6
Facility 705	Hartsville	SC	Solar	Intermediate	Yes	2.3
Facility 706	Clio	SC	Solar	Intermediate	Yes	5.8
Facility 707	Dalzell	SC	Solar	Intermediate	Yes	15.2
Facility 708	Andrews	SC	Solar	Intermediate	Yes	9.7
Facility 709	Sumter	SC	Solar	Intermediate	Yes	4.4
Facility 710	Sumter	SC	Solar	Intermediate	Yes	3.3
Facility 711	Sumter	SC	Solar	Intermediate	Yes	10.6
Facility 712	Sumter	SC	Solar	Intermediate	Yes	8.4
Facility 713	Nichols	SC	Solar	Intermediate	Yes	7.8
Facility 714	Johnsonville	SC	Solar	Intermediate	Yes	11.4
Facility 715	Effingham	SC	Solar	Intermediate	Yes	7.6
Facility 716	Sumter	SC	Solar	Intermediate	Yes	7.0
Facility 717	Sumter	SC	Solar	Intermediate	Yes	4.8
Facility 718	Sumter	SC	Solar	Intermediate	Yes	4.4
Facility 719	Lamar	SC	Solar	Intermediate	Yes	11.5
Facility 720	Florence	SC	Solar	Intermediate	Yes	7.6



Duke Energy Progress  
Integrated Resource Plan  
Update Report  
Non-Utility Generator Facilities

***DEP Non-Utility Generator Listing - South Carolina  
as of July 31, 2019***

<b>SOUTH CAROLINA GENERATORS:</b>						
<b>Facility Name:</b>	<b>City/County:</b>	<b>State:</b>	<b>Primary Fuel Type:</b>	<b>Designation:</b>	<b>Inclusion in Utility's Resources:</b>	<b>Capacity (AC kW):</b>
Facility 721	Sumter	SC	Solar	Intermediate	Yes	3.6
Facility 722	Sumter	SC	Solar	Intermediate	Yes	7.6
Facility 723	Andrews	SC	Solar	Intermediate	Yes	9.9
Facility 724	Sumter	SC	Solar	Intermediate	Yes	10.0
Facility 725	Andrews	SC	Solar	Intermediate	Yes	7.6
Facility 726	Bishopville	SC	Solar	Intermediate	Yes	5.3
Facility 727	Marion	SC	Solar	Intermediate	Yes	11.4
Facility 728	Andrews	SC	Solar	Intermediate	Yes	15.2
Facility 729	Pageland	SC	Solar	Intermediate	Yes	5.4
Facility 730	Andrews	SC	Solar	Intermediate	Yes	13.6
Facility 731	Andrews	SC	Solar	Intermediate	Yes	15.2
Facility 732	Florence	SC	Solar	Intermediate	Yes	12.4
Facility 733	Florence	SC	Solar	Intermediate	Yes	9.2
Facility 734	Darlington	SC	Solar	Intermediate	Yes	5.5
Facility 735	Florence	SC	Solar	Intermediate	Yes	9.0
Facility 736	Florence	SC	Solar	Intermediate	Yes	10.6
Facility 737	Marion	SC	Solar	Intermediate	Yes	2.3
Facility 738	Sumter	SC	Solar	Intermediate	Yes	5.1
Facility 739	Hartsville	SC	Solar	Intermediate	Yes	8.1
Facility 740	Hartsville	SC	Solar	Intermediate	Yes	7.1
Facility 741	Hartsville	SC	Solar	Intermediate	Yes	11.2
Facility 742	Andrews	SC	Solar	Intermediate	Yes	7.6
Facility 743	Florence	SC	Solar	Intermediate	Yes	5.5
Facility 744	Andrews	SC	Solar	Intermediate	Yes	12.7
Facility 745	Sumter	SC	Solar	Intermediate	Yes	9.9
Facility 746	Sumter	SC	Solar	Intermediate	Yes	8.8
Facility 747	Sumter	SC	Solar	Intermediate	Yes	6.0
Facility 748	Florence	SC	Solar	Intermediate	Yes	15.2
Facility 749	Hartsville	SC	Solar	Intermediate	Yes	12.6
Facility 750	Andrews	SC	Solar	Intermediate	Yes	11.4
Facility 751	Hartsville	SC	Solar	Intermediate	Yes	14.6
Facility 752	Florence	SC	Solar	Intermediate	Yes	13.6
Facility 753	Sumter	SC	Solar	Intermediate	Yes	4.6
Facility 754	Florence	SC	Solar	Intermediate	Yes	9.9
Facility 755	Florence	SC	Solar	Intermediate	Yes	12.7
Facility 756	Andrews	SC	Solar	Intermediate	Yes	8.6

***DEP Non-Utility Generator Listing - South Carolina  
as of July 31, 2019***

<b>SOUTH CAROLINA GENERATORS:</b>						
<b>Facility Name:</b>	<b>City/County:</b>	<b>State:</b>	<b>Primary Fuel Type:</b>	<b>Designation:</b>	<b>Inclusion in Utility's Resources:</b>	<b>Capacity (AC kW):</b>
Facility 757	Hartsville	SC	Solar	Intermediate	Yes	9.0
Facility 758	Lugoff	SC	Solar	Intermediate	Yes	7.6
Facility 759	Andrews	SC	Solar	Intermediate	Yes	14.6
Facility 760	Sumter	SC	Solar	Intermediate	Yes	7.3
Facility 761	FLORENCE	SC	Solar	Intermediate	Yes	3.7
Facility 762	Hartsville	SC	Solar	Intermediate	Yes	5.1
Facility 763	Hartsville	SC	Solar	Intermediate	Yes	9.9
Facility 764	Sumter	SC	Solar	Intermediate	Yes	3.7
Facility 765	Lugoff	SC	Solar	Intermediate	Yes	5.0
Facility 766	Hartsville	SC	Solar	Intermediate	Yes	9.0
Facility 767	Lugoff	SC	Solar	Intermediate	Yes	8.3
Facility 768	Mullins	SC	Solar	Intermediate	Yes	15.6
Facility 769	Sumter	SC	Solar	Intermediate	Yes	2.8
Facility 770	Florence	SC	Solar	Intermediate	Yes	8.6
Facility 771	Florence	SC	Solar	Intermediate	Yes	7.6
Facility 772	Florence	SC	Solar	Intermediate	Yes	9.9
Facility 773	FLORENCE	SC	Solar	Intermediate	Yes	10.0
Facility 774	Sumter	SC	Solar	Intermediate	Yes	5.5
Facility 775	Dalzell	SC	Solar	Intermediate	Yes	6.4
Facility 776	Hartsville	SC	Solar	Intermediate	Yes	9.6
Facility 777	Florence	SC	Solar	Intermediate	Yes	19.0
Facility 778	Hartsville	SC	Solar	Intermediate	Yes	16.5
Facility 779	Andrews	SC	Solar	Intermediate	Yes	11.0
Facility 780	Hartsville	SC	Solar	Intermediate	Yes	10.0
Facility 781	Lake City	SC	Solar	Intermediate	Yes	7.6
Facility 782	Hartsville	SC	Solar	Intermediate	Yes	16.0
Facility 783	Sumter	SC	Solar	Intermediate	Yes	9.0
Facility 784	Hartsville	SC	Solar	Intermediate	Yes	13.6
Facility 785	Andrews	SC	Solar	Intermediate	Yes	9.9
Facility 786	Andrews	SC	Solar	Intermediate	Yes	15.0
Facility 787	Lake City	SC	Solar	Intermediate	Yes	9.9
Facility 788	Lake City	SC	Solar	Intermediate	Yes	8.6
Facility 789	Andrews	SC	Solar	Intermediate	Yes	11.4
Facility 790	Kingstree	SC	Solar	Intermediate	Yes	11.4
Facility 791	Hartsville	SC	Solar	Intermediate	Yes	9.9
Facility 792	Andrews	SC	Solar	Intermediate	Yes	7.6

***DEP Non-Utility Generator Listing - South Carolina  
as of July 31, 2019***

<b>SOUTH CAROLINA GENERATORS:</b>						
<b>Facility Name:</b>	<b>City/County:</b>	<b>State:</b>	<b>Primary Fuel Type:</b>	<b>Designation:</b>	<b>Inclusion in Utility's Resources:</b>	<b>Capacity (AC kW):</b>
Facility 793	Andrews	SC	Solar	Intermediate	Yes	4.6
Facility 794	Andrews	SC	Solar	Intermediate	Yes	7.0
Facility 795	Lake City	SC	Solar	Intermediate	Yes	5.1
Facility 796	Hartsville	SC	Solar	Intermediate	Yes	15.9
Facility 797	Florence	SC	Solar	Intermediate	Yes	6.0
Facility 798	Lugoff	SC	Solar	Intermediate	Yes	12.0
Facility 799	Hartsville	SC	Solar	Intermediate	Yes	12.6
Facility 800	Hartsville	SC	Solar	Intermediate	Yes	13.6
Facility 801	Hartsville	SC	Solar	Intermediate	Yes	11.4
Facility 802	Sumter	SC	Solar	Intermediate	Yes	5.1
Facility 803	Lake City	SC	Solar	Intermediate	Yes	12.7
Facility 804	Lake City	SC	Solar	Intermediate	Yes	10.0
Facility 805	Andrews	SC	Solar	Intermediate	Yes	7.0
Facility 806	Kingstree	SC	Solar	Intermediate	Yes	13.5
Facility 807	Florence	SC	Solar	Intermediate	Yes	11.8
Facility 808	Lake City	SC	Solar	Intermediate	Yes	7.6
Facility 809	Lake City	SC	Solar	Intermediate	Yes	11.4
Facility 810	Timmonsville	SC	Solar	Intermediate	Yes	18.2
Facility 811	Kingstree	SC	Solar	Intermediate	Yes	6.0
Facility 812	Andrews	SC	Solar	Intermediate	Yes	6.0
Facility 813	Andrews	SC	Solar	Intermediate	Yes	12.0
Facility 814	Hartsville	SC	Solar	Intermediate	Yes	13.6
Facility 815	Florence	SC	Solar	Intermediate	Yes	6.0
Facility 816	Anderws	SC	Solar	Intermediate	Yes	9.6
Facility 817	Florence	SC	Solar	Intermediate	Yes	12.0
Facility 818	Hartsville	SC	Solar	Intermediate	Yes	7.6
Facility 819	Sumter	SC	Solar	Intermediate	Yes	7.6
Facility 820	Florence	SC	Solar	Intermediate	Yes	7.1
Facility 821	Hartsville	SC	Solar	Intermediate	Yes	13.6
Facility 822	Hartsville	SC	Solar	Intermediate	Yes	15.2
Facility 823	Florence	SC	Solar	Intermediate	Yes	3.6
Facility 824	Florence	SC	Solar	Intermediate	Yes	15.2
Facility 825	Lake City	SC	Solar	Intermediate	Yes	6.0
Facility 826	Lugoff	SC	Solar	Intermediate	Yes	9.9
Facility 827	Florence	SC	Solar	Intermediate	Yes	7.2
Facility 828	Mullins	SC	Solar	Intermediate	Yes	13.6

Duke Energy Progress  
Integrated Resource Plan  
Update Report  
Non-Utility Generator Facilities

***DEP Non-Utility Generator Listing - South Carolina  
as of July 31, 2019***

<b>SOUTH CAROLINA GENERATORS:</b>						
<b>Facility Name:</b>	<b>City/County:</b>	<b>State:</b>	<b>Primary Fuel Type:</b>	<b>Designation:</b>	<b>Inclusion in Utility's Resources:</b>	<b>Capacity (AC kW):</b>
Facility 829	Florence	SC	Solar	Intermediate	Yes	3.7
Facility 830	wedgefield	SC	Solar	Intermediate	Yes	5.3
Facility 831	Lake City	SC	Solar	Intermediate	Yes	10.0
Facility 832	Hartsville	SC	Solar	Intermediate	Yes	5.0
Facility 833	Florence	SC	Solar	Intermediate	Yes	10.6
Facility 834	FLORENCE	SC	Solar	Intermediate	Yes	7.6
Facility 835	Lake City	SC	Solar	Intermediate	Yes	9.0
Facility 836	Society Hill	SC	Solar	Intermediate	Yes	5.1
Facility 837	Sumter	SC	Solar	Intermediate	Yes	7.6
Facility 838	Sumter	SC	Solar	Intermediate	Yes	3.5
Facility 839	Lake City	SC	Solar	Intermediate	Yes	13.0
Facility 840	Hartsville	SC	Solar	Intermediate	Yes	10.0
Facility 841	Florence	SC	Solar	Intermediate	Yes	2.0
Facility 842	Sumter	SC	Solar	Intermediate	Yes	10.0
Facility 843	Lake City	SC	Solar	Intermediate	Yes	7.6
Facility 844	Florence	SC	Solar	Intermediate	Yes	16.4
Facility 845	Lake View	SC	Solar	Intermediate	Yes	11.4
Facility 846	Lake City	SC	Solar	Intermediate	Yes	9.0
Facility 847	Hartsville	SC	Solar	Intermediate	Yes	15.8
Facility 848	Hartsville	SC	Solar	Intermediate	Yes	12.6
Facility 849	Sumter	SC	Solar	Intermediate	Yes	10.0
Facility 850	Florence	SC	Solar	Intermediate	Yes	19.0
Facility 851	Florence	SC	Solar	Intermediate	Yes	9.0
Facility 852	Hartsville	SC	Solar	Intermediate	Yes	11.0
Facility 853	Darlington	SC	Solar	Intermediate	Yes	10.0
Facility 854	Wedgefield	SC	Solar	Intermediate	Yes	5.0
Facility 855	Pageland	SC	Solar	Intermediate	Yes	19.1
Facility 856	Darlington	SC	Solar	Intermediate	Yes	16.5
Facility 857	Hartsville	SC	Solar	Intermediate	Yes	5.5
Facility 858	Sumter	SC	Solar	Intermediate	Yes	6.4
Facility 859	Elgin	SC	Solar	Intermediate	Yes	14.2
Facility 860	Florence	SC	Solar	Intermediate	Yes	8.0
Facility 861	Lake City	SC	Solar	Intermediate	Yes	11.4
Facility 862	Florence	SC	Solar	Intermediate	Yes	10.0
Facility 863	Lake City	SC	Solar	Intermediate	Yes	7.6
Facility 864	Florence	SC	Solar	Intermediate	Yes	12.2

***DEP Non-Utility Generator Listing - South Carolina  
as of July 31, 2019***

<b>SOUTH CAROLINA GENERATORS:</b>						
<b>Facility Name:</b>	<b>City/County:</b>	<b>State:</b>	<b>Primary Fuel Type:</b>	<b>Designation:</b>	<b>Inclusion in Utility's Resources:</b>	<b>Capacity (AC kW):</b>
Facility 865	Andrews	SC	Solar	Intermediate	Yes	11.4
Facility 866	Darlington	SC	Solar	Intermediate	Yes	16.0
Facility 867	Sumter	SC	Solar	Intermediate	Yes	5.6
Facility 868	Lake City	SC	Solar	Intermediate	Yes	11.4
Facility 869	Pamplico	SC	Solar	Intermediate	Yes	7.5
Facility 870	Lugoff	SC	Solar	Intermediate	Yes	12.5
Facility 871	Lake City	SC	Solar	Intermediate	Yes	9.0
Facility 872	Florence	SC	Solar	Intermediate	Yes	12.2
Facility 873	Andrews	SC	Solar	Intermediate	Yes	5.0
Facility 874	Hartsville	SC	Solar	Intermediate	Yes	11.4
Facility 875	Sumter	SC	Solar	Intermediate	Yes	3.7
Facility 876	Dalzell	SC	Solar	Intermediate	Yes	7.6
Facility 877	Manning	SC	Solar	Intermediate	Yes	3.7
Facility 878	Sumter	SC	Solar	Intermediate	Yes	7.6
Facility 879	Cheraw	SC	Solar	Intermediate	Yes	7.0
Facility 880	Florence	SC	Solar	Intermediate	Yes	9.0
Facility 881	Florence	SC	Solar	Intermediate	Yes	11.4
Facility 882	Andrews	SC	Solar	Intermediate	Yes	7.6
Facility 883	Florence	SC	Solar	Intermediate	Yes	14.4
Facility 884	Lake City	SC	Solar	Intermediate	Yes	7.6
Facility 885	Hartsville	SC	Solar	Intermediate	Yes	16.4
Facility 886	Andrews	SC	Solar	Intermediate	Yes	10.0
Facility 887	Andrews	SC	Solar	Intermediate	Yes	16.0
Facility 888	Florence	SC	Solar	Intermediate	Yes	5.6
Facility 889	Sumter	SC	Solar	Intermediate	Yes	7.6
Facility 890	Sumter	SC	Solar	Intermediate	Yes	5.0
Facility 891	Sumter	SC	Solar	Intermediate	Yes	7.6
Facility 892	Sumter	SC	Solar	Intermediate	Yes	7.6
Facility 893	Bishopville	SC	Solar	Intermediate	Yes	5.0
Facility 894	Manning	SC	Solar	Intermediate	Yes	16.5
Facility 895	Kingstree	SC	Solar	Intermediate	Yes	7.6
Facility 896	Lake City	SC	Solar	Intermediate	Yes	7.6
Facility 897	Sumter	SC	Solar	Intermediate	Yes	7.6
Facility 898	Florence	SC	Solar	Intermediate	Yes	15.2
Facility 899	Johnsonville	SC	Solar	Intermediate	Yes	16.0
Facility 900	Cheraw	SC	Solar	Intermediate	Yes	10.0

***DEP Non-Utility Generator Listing - South Carolina  
as of July 31, 2019***

<b>SOUTH CAROLINA GENERATORS:</b>						
<b>Facility Name:</b>	<b>City/County:</b>	<b>State:</b>	<b>Primary Fuel Type:</b>	<b>Designation:</b>	<b>Inclusion in Utility's Resources:</b>	<b>Capacity (AC kW):</b>
Facility 901	Florence	SC	Solar	Intermediate	Yes	5.0
Facility 902	Sumter	SC	Solar	Intermediate	Yes	7.6
Facility 903	Manning	SC	Solar	Intermediate	Yes	11.4
Facility 904	Florence	SC	Solar	Intermediate	Yes	6.0
Facility 905	Lake City	SC	Solar	Intermediate	Yes	7.6
Facility 906	Bishopville	SC	Solar	Intermediate	Yes	3.8
Facility 907	Florence	SC	Solar	Intermediate	Yes	7.6
Facility 908	Andrews	SC	Solar	Intermediate	Yes	5.1
Facility 909	Lake City	SC	Solar	Intermediate	Yes	10.0
Facility 910	Manning	SC	Solar	Intermediate	Yes	14.0
Facility 911	Marion	SC	Solar	Intermediate	Yes	7.9
Facility 912	Manning	SC	Solar	Intermediate	Yes	7.6
Facility 913	Wedgefield	SC	Solar	Intermediate	Yes	11.4
Facility 914	Sumter	SC	Solar	Intermediate	Yes	7.6
Facility 915	Sumter	SC	Solar	Intermediate	Yes	5.0
Facility 916	Sumter	SC	Solar	Intermediate	Yes	11.4
Facility 917	Sumter	SC	Solar	Intermediate	Yes	5.0
Facility 918	Florence	SC	Solar	Intermediate	Yes	9.6
Facility 919	Lake City	SC	Solar	Intermediate	Yes	16.0
Facility 920	Lake City	SC	Solar	Intermediate	Yes	10.0
Facility 921	Florence	SC	Solar	Intermediate	Yes	14.4
Facility 922	Manning	SC	Solar	Intermediate	Yes	7.6
Facility 923	Sumter	SC	Solar	Intermediate	Yes	3.7
Facility 924	Lake City	SC	Solar	Intermediate	Yes	11.6
Facility 925	Hemingway	SC	Solar	Intermediate	Yes	15.2
Facility 926	Manning	SC	Solar	Intermediate	Yes	11.4
Facility 927	Manning	SC	Solar	Intermediate	Yes	11.4
Facility 928	Florence	SC	Solar	Intermediate	Yes	10.0
Facility 929	Kingstree	SC	Solar	Intermediate	Yes	11.4
Facility 930	Lake City	SC	Solar	Intermediate	Yes	12.6
Facility 931	Johnsonville	SC	Solar	Intermediate	Yes	15.0
Facility 932	Andrews	SC	Solar	Intermediate	Yes	10.0
Facility 933	Johnsonville	SC	Solar	Intermediate	Yes	12.6
Facility 934	Florence	SC	Solar	Intermediate	Yes	10.0
Facility 935	Sumter	SC	Solar	Intermediate	Yes	7.6
Facility 936	Hartsville	SC	Solar	Intermediate	Yes	15.2

***DEP Non-Utility Generator Listing - South Carolina  
as of July 31, 2019***

<b>SOUTH CAROLINA GENERATORS:</b>						
<b>Facility Name:</b>	<b>City/County:</b>	<b>State:</b>	<b>Primary Fuel Type:</b>	<b>Designation:</b>	<b>Inclusion in Utility's Resources:</b>	<b>Capacity (AC kW):</b>
Facility 937	Olanta	SC	Solar	Intermediate	Yes	17.6
Facility 938	Sumter	SC	Solar	Intermediate	Yes	16.4
Facility 939	Lake City	SC	Solar	Intermediate	Yes	11.4
Facility 940	Florence	SC	Solar	Intermediate	Yes	11.4
Facility 941	Manning	SC	Solar	Intermediate	Yes	7.6
Facility 942	Lake City	SC	Solar	Intermediate	Yes	9.0
Facility 943	Lake City	SC	Solar	Intermediate	Yes	10.0
Facility 944	Lamar	SC	Solar	Intermediate	Yes	7.6
Facility 945	Sumter	SC	Solar	Intermediate	Yes	7.6
Facility 946	Sumter	SC	Solar	Intermediate	Yes	11.4
Facility 947	Sumter	SC	Solar	Intermediate	Yes	7.6
Facility 948	Sumter	SC	Solar	Intermediate	Yes	3.8
Facility 949	Sumter	SC	Solar	Intermediate	Yes	17.6
Facility 950	Sumter	SC	Solar	Intermediate	Yes	5.0
Facility 951	Bishopville	SC	Solar	Intermediate	Yes	5.0
Facility 952	Lake City	SC	Solar	Intermediate	Yes	13.0
Facility 953	Lake City	SC	Solar	Intermediate	Yes	6.0
Facility 954	Johnsonville	SC	Solar	Intermediate	Yes	11.4
Facility 955	Johnsonville	SC	Solar	Intermediate	Yes	7.6
Facility 956	Sumter	SC	Solar	Intermediate	Yes	7.6
Facility 957	Johnsonville	SC	Solar	Intermediate	Yes	14.6
Facility 958	Marion	SC	Solar	Intermediate	Yes	16.4
Facility 959	Andrews	SC	Solar	Intermediate	Yes	6.0
Facility 960	Florence	SC	Solar	Intermediate	Yes	10.0
Facility 961	Sumter	SC	Solar	Intermediate	Yes	8.6
Facility 962	Hartsville	SC	Solar	Intermediate	Yes	8.8
Facility 963	Darlington	SC	Solar	Intermediate	Yes	10.0
Facility 964	Rembert	SC	Solar	Intermediate	Yes	11.4
Facility 965	Florence	SC	Solar	Intermediate	Yes	11.4
Facility 966	Florence	SC	Solar	Intermediate	Yes	16.0
Facility 967	Sumter	SC	Solar	Intermediate	Yes	14.0
Facility 968	Florence	SC	Solar	Intermediate	Yes	7.6
Facility 969	Lake City	SC	Solar	Intermediate	Yes	14.4
Facility 970	Sumter	SC	Solar	Intermediate	Yes	10.0
Facility 971	Sumter	SC	Solar	Intermediate	Yes	14.6
Facility 972	Lake City	SC	Solar	Intermediate	Yes	10.0



***DEP Non-Utility Generator Listing - South Carolina  
as of July 31, 2019***

<b>SOUTH CAROLINA GENERATORS:</b>						
<b>Facility Name:</b>	<b>City/County:</b>	<b>State:</b>	<b>Primary Fuel Type:</b>	<b>Designation:</b>	<b>Inclusion in Utility's Resources:</b>	<b>Capacity (AC kW):</b>
Facility 973	Lake City	SC	Solar	Intermediate	Yes	10.0
Facility 974	Florence	SC	Solar	Intermediate	Yes	10.0
Facility 975	Cheraw	SC	Solar	Intermediate	Yes	5.5
Facility 976	Johnsonville	SC	Solar	Intermediate	Yes	13.6
Facility 977	Johnsonville	SC	Solar	Intermediate	Yes	6.0
Facility 978	Andrews	SC	Solar	Intermediate	Yes	7.6
Facility 979	Lake City	SC	Solar	Intermediate	Yes	11.4
Facility 980	Andrews	SC	Solar	Intermediate	Yes	11.4
Facility 981	Hartsville	SC	Solar	Intermediate	Yes	15.2
Facility 982	Sumter	SC	Solar	Intermediate	Yes	11.4
Facility 983	Lake City	SC	Solar	Intermediate	Yes	10.0
Facility 984	Manning	SC	Solar	Intermediate	Yes	7.6
Facility 985	Lake City	SC	Solar	Intermediate	Yes	10.0
Facility 986	Sumter	SC	Solar	Intermediate	Yes	10.0
Facility 987	Lake View	SC	Solar	Intermediate	Yes	5.3
Facility 988	Lamar	SC	Solar	Intermediate	Yes	7.2
Facility 989	Manning	SC	Solar	Intermediate	Yes	10.0
Facility 990	Florence	SC	Solar	Intermediate	Yes	17.6
Facility 991	Lake City	SC	Solar	Intermediate	Yes	10.0
Facility 992	Florence	SC	Solar	Intermediate	Yes	8.2
Facility 993	Florence	SC	Solar	Intermediate	Yes	15.2
Facility 994	Hartsville	SC	Solar	Intermediate	Yes	20.0
Facility 995	Florence	SC	Solar	Intermediate	Yes	10.0
Facility 996	Florence	SC	Solar	Intermediate	Yes	10.6
Facility 997	Lake City	SC	Solar	Intermediate	Yes	10.0
Facility 998	Lake City	SC	Solar	Intermediate	Yes	16.4
Facility 999	Lake City	SC	Solar	Intermediate	Yes	7.6
Facility 1000	Andrews	SC	Solar	Intermediate	Yes	14.4
Facility 1001	Lake City	SC	Solar	Intermediate	Yes	10.0
Facility 1002	Florence	SC	Solar	Intermediate	Yes	15.2
Facility 1003	Johnsonville	SC	Solar	Intermediate	Yes	10.0
Facility 1004	Andrews	SC	Solar	Intermediate	Yes	5.0
Facility 1005	Florence	SC	Solar	Intermediate	Yes	10.0
Facility 1006	Florence	SC	Solar	Intermediate	Yes	15.0
Facility 1007	Dillon	SC	Solar	Intermediate	Yes	14.6
Facility 1008	Hartsville	SC	Solar	Intermediate	Yes	14.4



Duke Energy Progress  
Integrated Resource Plan  
Update Report  
Non-Utility Generator Facilities

***DEP Non-Utility Generator Listing - South Carolina  
as of July 31, 2019***

<b>SOUTH CAROLINA GENERATORS:</b>						
<b>Facility Name:</b>	<b>City/County:</b>	<b>State:</b>	<b>Primary Fuel Type:</b>	<b>Designation:</b>	<b>Inclusion in Utility's Resources:</b>	<b>Capacity (AC kW):</b>
Facility 1009	Hartsville	SC	Solar	Intermediate	Yes	20.0
Facility 1010	Florence	SC	Solar	Intermediate	Yes	6.0
Facility 1011	Manning	SC	Solar	Intermediate	Yes	3.6
Facility 1012	Hartsville	SC	Solar	Intermediate	Yes	11.4
Facility 1013	Florence	SC	Solar	Intermediate	Yes	19.0
Facility 1014	Lake City	SC	Solar	Intermediate	Yes	11.4
Facility 1015	Coward	SC	Solar	Intermediate	Yes	7.6
Facility 1016	Lake City	SC	Solar	Intermediate	Yes	7.6
Facility 1017	Scranton	SC	Solar	Intermediate	Yes	20.0
Facility 1018	Manning	SC	Solar	Intermediate	Yes	15.1
Facility 1019	Hemingway	SC	Solar	Intermediate	Yes	18.0
Facility 1020	Lake City	SC	Solar	Intermediate	Yes	5.1
Facility 1021	Florence	SC	Solar	Intermediate	Yes	5.0
Facility 1022	Manning	SC	Solar	Intermediate	Yes	11.4
Facility 1023	Lake City	SC	Solar	Intermediate	Yes	7.6
Facility 1024	Scranton	SC	Solar	Intermediate	Yes	3.8
Facility 1025	Lake City	SC	Solar	Intermediate	Yes	7.6
Facility 1026	Lake City	SC	Solar	Intermediate	Yes	11.4
Facility 1027	Florence	SC	Solar	Intermediate	Yes	15.0
Facility 1028	Scranton	SC	Solar	Intermediate	Yes	15.2
Facility 1029	Scranton	SC	Solar	Intermediate	Yes	11.4
Facility 1030	Lake City	SC	Solar	Intermediate	Yes	10.0
Facility 1031	Johnsonville	SC	Solar	Intermediate	Yes	11.4
Facility 1032	Florence	SC	Solar	Intermediate	Yes	14.4
Facility 1033	FLORENCE	SC	Solar	Intermediate	Yes	3.8
Facility 1034	Lake City	SC	Solar	Intermediate	Yes	15.2
Facility 1035	BENNETTSVILLE	SC	Solar	Intermediate	Yes	9.6
Facility 1036	Sumter	SC	Solar	Intermediate	Yes	7.6
Facility 1037	Dalzell	SC	Solar	Intermediate	Yes	4.9
Facility 1038	Florence	SC	Solar	Intermediate	Yes	19.8
Facility 1039	Lake City	SC	Solar	Intermediate	Yes	6.0
Facility 1040	Dillon	SC	Solar	Intermediate	Yes	10.0
Facility 1041	Florence	SC	Solar	Intermediate	Yes	10.0
Facility 1042	Sumter	SC	Solar	Intermediate	Yes	10.0
Facility 1043	Lake City	SC	Solar	Intermediate	Yes	9.0
Facility 1044	Florence	SC	Solar	Intermediate	Yes	12.2

Duke Energy Progress  
Integrated Resource Plan  
Update Report  
Non-Utility Generator Facilities

***DEP Non-Utility Generator Listing - South Carolina  
as of July 31, 2019***

<b>SOUTH CAROLINA GENERATORS:</b>						
<b>Facility Name:</b>	<b>City/County:</b>	<b>State:</b>	<b>Primary Fuel Type:</b>	<b>Designation:</b>	<b>Inclusion in Utility's Resources:</b>	<b>Capacity (AC kW):</b>
Facility 1045	Hartsville	SC	Solar	Intermediate	Yes	17.6
Facility 1046	Lake City	SC	Solar	Intermediate	Yes	11.4
Facility 1047	Florence	SC	Solar	Intermediate	Yes	6.0
Facility 1048	Hartsville	SC	Solar	Intermediate	Yes	14.4
Facility 1049	Dillon	SC	Solar	Intermediate	Yes	6.0
Facility 1050	Florence	SC	Solar	Intermediate	Yes	10.0
Facility 1051	Florence	SC	Solar	Intermediate	Yes	3.8
Facility 1052	Lake City	SC	Solar	Intermediate	Yes	11.4
Facility 1053	Lake City	SC	Solar	Intermediate	Yes	11.4
Facility 1054	Turbeville	SC	Solar	Intermediate	Yes	19.4
Facility 1055	Lake City	SC	Solar	Intermediate	Yes	19.8
Facility 1056	Lake City	SC	Solar	Intermediate	Yes	9.0
Facility 1057	Lake City	SC	Solar	Intermediate	Yes	5.0
Facility 1058	Lake City	SC	Solar	Intermediate	Yes	7.6
Facility 1059	Sumter	SC	Solar	Intermediate	Yes	9.6
Facility 1060	Florence	SC	Solar	Intermediate	Yes	7.6
Facility 1061	Florence	SC	Solar	Intermediate	Yes	7.6
Facility 1062	Lake City	SC	Solar	Intermediate	Yes	7.6
Facility 1063	Darlington	SC	Solar	Intermediate	Yes	3.0
Facility 1064	Manning	SC	Solar	Intermediate	Yes	7.6
Facility 1065	Wedgefield	SC	Solar	Intermediate	Yes	13.6
Facility 1066	Florence	SC	Solar	Intermediate	Yes	7.6
Facility 1067	Bishopville	SC	Solar	Intermediate	Yes	7.6
Facility 1068	Florence	SC	Solar	Intermediate	Yes	10.0
Facility 1069	Lake City	SC	Solar	Intermediate	Yes	11.4
Facility 1070	Lake City	SC	Solar	Intermediate	Yes	7.6
Facility 1071	Darlington	SC	Solar	Intermediate	Yes	7.6
Facility 1072	Manning	SC	Solar	Intermediate	Yes	7.6
Facility 1073	Lake City	SC	Solar	Intermediate	Yes	9.0
Facility 1074	Lake City	SC	Solar	Intermediate	Yes	16.4
Facility 1075	Florence	SC	Solar	Intermediate	Yes	11.5
Facility 1076	Florence	SC	Solar	Intermediate	Yes	14.4
Facility 1077	Sumter	SC	Solar	Intermediate	Yes	13.9
Facility 1078	Scranton	SC	Solar	Intermediate	Yes	12.5
Facility 1079	Lake City	SC	Solar	Intermediate	Yes	4.5
Facility 1080	Florence	SC	Solar	Intermediate	Yes	7.6

***DEP Non-Utility Generator Listing - South Carolina  
as of July 31, 2019***

<b>SOUTH CAROLINA GENERATORS:</b>						
<b>Facility Name:</b>	<b>City/County:</b>	<b>State:</b>	<b>Primary Fuel Type:</b>	<b>Designation:</b>	<b>Inclusion in Utility's Resources:</b>	<b>Capacity (AC kW):</b>
Facility 1081	Florence	SC	Solar	Intermediate	Yes	6.0
Facility 1082	Florence	SC	Solar	Intermediate	Yes	7.6
Facility 1083	Lake City	SC	Solar	Intermediate	Yes	9.0
Facility 1084	Lake City	SC	Solar	Intermediate	Yes	10.0
Facility 1085	Sumter	SC	Solar	Intermediate	Yes	11.4
Facility 1086	Lake City	SC	Solar	Intermediate	Yes	6.0
Facility 1087	Florence	SC	Solar	Intermediate	Yes	3.8
Facility 1088	Lake City	SC	Solar	Intermediate	Yes	6.0
Facility 1089	Florence	SC	Solar	Intermediate	Yes	10.0
Facility 1090	Florence	SC	Solar	Intermediate	Yes	6.0
Facility 1091	Lake City	SC	Solar	Intermediate	Yes	10.0
Facility 1092	Sumter	SC	Solar	Intermediate	Yes	12.4
Facility 1093	Florence	SC	Solar	Intermediate	Yes	6.0
Facility 1094	Sumter	SC	Solar	Intermediate	Yes	11.4
Facility 1095	Nesmith	SC	Solar	Intermediate	Yes	6.0
Facility 1096	Florence	SC	Solar	Intermediate	Yes	7.6
Facility 1097	Marion	SC	Solar	Intermediate	Yes	15.1
Facility 1098	LAKE CITY	SC	Solar	Intermediate	Yes	4.8
Facility 1099	Florence	SC	Solar	Intermediate	Yes	18.8
Facility 1100	Darlington	SC	Solar	Intermediate	Yes	7.6
Facility 1101	Elgin	SC	Solar	Intermediate	Yes	14.9
Facility 1102	Lake City	SC	Solar	Intermediate	Yes	5.0
Facility 1103	Sumter	SC	Solar	Intermediate	Yes	4.0
Facility 1104	Lake City	SC	Solar	Intermediate	Yes	15.8
Facility 1105	Lake City	SC	Solar	Intermediate	Yes	10.0
Facility 1106	Sumter	SC	Solar	Intermediate	Yes	5.5
Facility 1107	FLORENCE	SC	Solar	Intermediate	Yes	6.7
Facility 1108	Florence	SC	Solar	Intermediate	Yes	17.6
Facility 1109	Cheraw	SC	Solar	Intermediate	Yes	5.0
Facility 1110	Florence	SC	Solar	Intermediate	Yes	11.4
Facility 1111	SUMPTER	SC	Solar	Intermediate	Yes	8.6
Facility 1112	Scranton	SC	Solar	Intermediate	Yes	4.3
Facility 1113	Florence	SC	Solar	Intermediate	Yes	7.6
Facility 1114	FLORENCE	SC	Solar	Intermediate	Yes	7.7
Facility 1115	Florence	SC	Solar	Intermediate	Yes	10.0
Facility 1116	Florence	SC	Solar	Intermediate	Yes	3.8

***DEP Non-Utility Generator Listing - South Carolina  
as of July 31, 2019***

<b>SOUTH CAROLINA GENERATORS:</b>						
<b>Facility Name:</b>	<b>City/County:</b>	<b>State:</b>	<b>Primary Fuel Type:</b>	<b>Designation:</b>	<b>Inclusion in Utility's Resources:</b>	<b>Capacity (AC kW):</b>
Facility 1117	Lugoff	SC	Solar	Intermediate	Yes	6.0
Facility 1118	Florence	SC	Solar	Intermediate	Yes	6.0
Facility 1119	Florence	SC	Solar	Intermediate	Yes	6.0
Facility 1120	Florence	SC	Solar	Intermediate	Yes	3.8
Facility 1121	Florence	SC	Solar	Intermediate	Yes	3.8
Facility 1122	Darlington	SC	Solar	Intermediate	Yes	10.0
Facility 1123	Kingstree	SC	Solar	Intermediate	Yes	7.3
Facility 1124	Florence	SC	Solar	Intermediate	Yes	6.0
Facility 1125	Bishopville	SC	Solar	Intermediate	Yes	7.1
Facility 1126	Manning	SC	Solar	Intermediate	Yes	7.6
Facility 1127	Sumter	SC	Solar	Intermediate	Yes	8.3
Facility 1128	Lake City	SC	Solar	Intermediate	Yes	7.6
Facility 1129	Lake City	SC	Solar	Intermediate	Yes	12.0
Facility 1130	Lake City	SC	Solar	Intermediate	Yes	6.0
Facility 1131	Florence	SC	Solar	Intermediate	Yes	6.0
Facility 1132	Lake City	SC	Solar	Intermediate	Yes	10.0
Facility 1133	Dalzell	SC	Solar	Intermediate	Yes	5.0
Facility 1134	Florence	SC	Solar	Intermediate	Yes	5.0
Facility 1135	TURBEVILLE	SC	Solar	Intermediate	Yes	12.0
Facility 1136	Florence	SC	Solar	Intermediate	Yes	3.8
Facility 1137	Sumter	SC	Solar	Intermediate	Yes	7.6
Facility 1138	Florence	SC	Solar	Intermediate	Yes	17.6
Facility 1139	Dillon	SC	Solar	Intermediate	Yes	10.6
Facility 1140	Timmonsville	SC	Solar	Intermediate	Yes	15.6
Facility 1141	Effingham	SC	Solar	Intermediate	Yes	12.0
Facility 1142	Florence	SC	Solar	Intermediate	Yes	5.0
Facility 1143	Darlington	SC	Solar	Intermediate	Yes	11.4
Facility 1144	Hartsville	SC	Solar	Intermediate	Yes	7.6
Facility 1145	FLORENCE	SC	Solar	Intermediate	Yes	5.5
Facility 1146	Hartsville	SC	Solar	Intermediate	Yes	10.0
Facility 1147	Florence	SC	Solar	Intermediate	Yes	7.2
Facility 1148	Lugoff	SC	Solar	Intermediate	Yes	7.6
Facility 1149	Effingham	SC	Solar	Intermediate	Yes	9.9
Facility 1150	Hartsville	SC	Solar	Intermediate	Yes	15.2
Facility 1151	Lake City	SC	Solar	Intermediate	Yes	7.6
Facility 1152	Pamplico	SC	Solar	Intermediate	Yes	10.6

Duke Energy Progress  
Integrated Resource Plan  
Update Report  
Non-Utility Generator Facilities

***DEP Non-Utility Generator Listing - South Carolina  
as of July 31, 2019***

<b>SOUTH CAROLINA GENERATORS:</b>						
<b>Facility Name:</b>	<b>City/County:</b>	<b>State:</b>	<b>Primary Fuel Type:</b>	<b>Designation:</b>	<b>Inclusion in Utility's Resources:</b>	<b>Capacity (AC kW):</b>
Facility 1153	Florence	SC	Solar	Intermediate	Yes	4.0
Facility 1154	sumter	SC	Solar	Intermediate	Yes	7.6
Facility 1155	Florence	SC	Solar	Intermediate	Yes	7.6
Facility 1156	Florence	SC	Solar	Intermediate	Yes	3.8
Facility 1157	Sumter	SC	Solar	Intermediate	Yes	4.6
Facility 1158	Lake City	SC	Solar	Intermediate	Yes	9.0
Facility 1159	Latta	SC	Solar	Intermediate	Yes	7.6
Facility 1160	Hartsville	SC	Solar	Intermediate	Yes	6.0
Facility 1161	FLORENCE	SC	Solar	Intermediate	Yes	9.1
Facility 1162	Hemingway	SC	Solar	Intermediate	Yes	6.5
Facility 1163	EFFINGHAM	SC	Solar	Intermediate	Yes	4.6
Facility 1164	Florence	SC	Solar	Intermediate	Yes	15.2
Facility 1165	Florence	SC	Solar	Intermediate	Yes	7.6
Facility 1166	Florence	SC	Solar	Intermediate	Yes	9.0
Facility 1167	Dillon	SC	Solar	Intermediate	Yes	13.0
Facility 1168	Lamar	SC	Solar	Intermediate	Yes	6.0
Facility 1169	Sumter	SC	Solar	Intermediate	Yes	10.0
Facility 1170	Pamplico	SC	Solar	Intermediate	Yes	7.6
Facility 1171	Florence	SC	Solar	Intermediate	Yes	7.6
Facility 1172	Florence	SC	Solar	Intermediate	Yes	6.0
Facility 1173	Johnsonville	SC	Solar	Intermediate	Yes	5.0
Facility 1174	Pamplico	SC	Solar	Intermediate	Yes	4.6
Facility 1175	Darlington	SC	Solar	Intermediate	Yes	12.0
Facility 1176	Hartsville	SC	Solar	Intermediate	Yes	6.2
Facility 1177	Turbeville	SC	Solar	Intermediate	Yes	18.6
Facility 1178	Sumter	SC	Solar	Intermediate	Yes	7.6
Facility 1179	Florence	SC	Solar	Intermediate	Yes	6.2
Facility 1180	Florence	SC	Solar	Intermediate	Yes	7.6
Facility 1181	Sumter	SC	Solar	Intermediate	Yes	10.0
Facility 1182	Hartsville	SC	Solar	Intermediate	Yes	3.8
Facility 1183	Florence	SC	Solar	Intermediate	Yes	7.6
Facility 1184	Sumter	SC	Solar	Intermediate	Yes	6.0
Facility 1185	Sumter	SC	Solar	Intermediate	Yes	5.0
Facility 1186	Florence	SC	Solar	Intermediate	Yes	4.8
Facility 1187	Florence	SC	Solar	Intermediate	Yes	6.0
Facility 1188	Sumter	SC	Solar	Intermediate	Yes	5.1

*DEP Non-Utility Generator Listing - South Carolina  
 as of July 31, 2019*

<b>SOUTH CAROLINA GENERATORS:</b>						
<b>Facility Name:</b>	<b>City/County:</b>	<b>State:</b>	<b>Primary Fuel Type:</b>	<b>Designation:</b>	<b>Inclusion in Utility's Resources:</b>	<b>Capacity (AC kW):</b>
Facility 1189	McBee	SC	Solar	Intermediate	Yes	7.8
Facility 1190	Sumter	SC	Solar	Intermediate	Yes	5.3