

1994 FY Schools Energy Usage  
A South Carolina Energy Office Report

**THE FOLLOWING PAGE CONTAINS THE  
ABBREVIATIONS FOR ALL OF THE SCHOOL  
DISTRICTS IN THE REPORT**

# School Summary - FY94

## Legend of County Abbreviations

<b>Abbreviation</b>	<b>Meaning</b>	<b>Abbreviation</b>	<b>Meaning</b>
ABCTY#6	Abbeville County	LRNCTY#55	Laurens County #55
AKNCTY	Aiken County	LRNCTY#56	Laurens County #56
ALNCTY	Allendale County	LEECTY	Lee County
ANDCTY #2	Anderson County #2	LEXCTY #1	Lexington County #1
ANDCTY #3	Anderson County #3	LEXCTY #2	Lexington County #2
ANDCTY #4	Anderson County #4	LEXCTY #4	Lexington County #4
BMBCTY #1	Bamberg County #1	LEXCTY #5	Lexington County #5
BMBCTY #2	Bamberg County #2	MARCTY #1	Marion County #1
BNWCTY #19	Barnwell County #19	MARCTY #2	Marion County #2
BNWCTY #29	Barnwell County #29	MARCTY #4	Marion County #4
BNWCTY #45	Barnwell County #45	MLBCTY	Marlboro County
CALCTY	Calhoun County	MCCCTY	McCormick County
CHLCTY	Charleston County	NEWCTY	Newberry County
CRKCTY	Cherokee County	OCOCTY	Oconee County
CSTCTY	Chester County	ONGCTY #1	Orangeburg County #1
CTFCTY	Chesterfield County	ONGCTY #2	Orangeburg County #2
CLARCTY #2	Clarendon County #2	ONGCTY #3	Orangeburg County #3
CLARCTY #3	Clarendon County #3	ONGCTY #4	Orangeburg County #4
DARCTY	Darlington County	ONGCTY #5	Orangeburg County #5
DILCTY #2	Dillon County #2	ONGCTY #6	Orangeburg County #6
DILCTY #3	Dillon County #3	ONGCTY #8	Orangeburg County #8
DORCTY	Dorchester County	PICCTY	Pickens County
FLOCTY #1	Florence County #1	RICCTY #1	Richland County #1
FLOCTY #2	Florence County #2	RICCTY #2	Richland County #2
FLOCTY #4	Florence County #4	SPACTY #6	Spartanburg County #6
GTNCTY	Georgetown County	SPACTY #3	Spartanburg County #3
GNDCTY#50	Greenwood County #50	SPACTY #4	Spartanburg County #4
GNDCTY#51	Greenwood County #51	SPACTY #5	Spartanburg County #5
GNDCTY#52	Greenwood County #52	SUMCTY#17	Sumter County #17
HAMCTY #1	Hampton County #1	SUMCTY #2	Sumter County #2
HAMCTY #2	Hampton County #2	UNICTY	Union County
HORCTY	Horry County	WILCTY	Williamsburg County
KERCTY	Kershaw County	YRKCTY #1	York County #1
LANCTY	Lancaster County	YRKCTY #3	York County #3

**THE FOLLOWING PAGES CONTAIN THE  
1994 DATA ACCUMULATED BY THE  
S.C. STATE ENERGY OFFICE**

## School Summary - FY94

District	Name of Facility	Type	Total Energy Cost	Cost/Sq.Ft.	BTU/Sq.Ft.
ABCTY#6	Abbeville Career Center	Career	\$17,933.50	\$1.00	42,899
ABCTY#6	Abbeville High School	High	\$66,586.39	\$0.89	68,605
ABCTY#6	Antreville Elementary	Elem	\$15,790.92	\$1.05	46,975
ABCTY#6	Calhoun Falls High	High	\$37,288.80	\$0.80	44,002
ABCTY#6	District Office	D.O.	\$20,732.36	\$1.26	113,865
ABCTY#6	Dixie High School	High	\$42,190.19	\$0.77	57,871
ABCTY#6	Donalds Elementary	Elem	\$12,501.62	\$0.88	34,652
ABCTY#6	Due West Elementary	Elem	\$26,943.56	\$1.27	56,254
ABCTY#6	Greenville Street Elem	Elem	\$26,822.73	\$0.71	49,923
ABCTY#6	John C. Calhoun Elem	Elem	\$50,797.81	\$0.99	52,912
ABCTY#6	Westwood Elementary	Elem	\$33,435.98	\$0.57	34,524
ABCTY#6	Wright Middle School	Middle	\$28,724.66	\$0.53	50,697
AKNCTY	Aiken Co. Career Center	Career	\$39,614.95	\$1.57	129,456
AKNCTY	Aiken Elementary	Elem	\$85,501.86	\$1.13	47,651
AKNCTY	Aiken High	High	\$102,297.19	\$0.87	80,747
AKNCTY	AL Corbett Middle	Middle	\$40,129.64	\$0.75	59,676
AKNCTY	Belvedere Elem.	Elem	\$51,022.51	\$0.99	91,667
AKNCTY	Busbee Elementary	Elem	\$94,812.47	\$0.94	62,419
AKNCTY	Byrd Elementary	Elem	\$30,343.68	\$0.86	63,150
AKNCTY	Clearwater Elem	Elem	\$39,636.28	\$1.36	112,986
AKNCTY	East Aiken Elem	Elem	\$49,494.41	\$0.91	53,992
AKNCTY	Freedman Central	Elem	\$17,088.33	\$0.88	48,206
AKNCTY	Gloverville Elem	Elem	\$26,375.43	\$0.91	63,954
AKNCTY	Greendale Elem	Elem	\$33,117.43	\$1.14	56,202
AKNCTY	Hammond Hill Elem	Elem	\$38,838.90	\$1.12	77,386
AKNCTY	Jackson Middle	Middle	\$44,653.20	\$0.96	74,108
AKNCTY	JD Lever Elem	Elem	\$40,769.77	\$1.19	60,702
AKNCTY	Jefferson Elem	Elem	\$62,615.28	\$0.90	101,226
AKNCTY	Kennedy Middle	Middle	\$69,943.24	\$0.93	55,617
AKNCTY	LBC Middle	Middle	\$62,876.08	\$0.80	93,781
AKNCTY	Leavelle-McCambell	Middle	\$52,064.29	\$0.72	60,160
AKNCTY	Midland Valley High	High	\$140,433.55	\$1.05	55,221
AKNCTY	Millbrook Elem	Elem	\$42,985.09	\$0.97	75,008
AKNCTY	New Elenton Middle	Middle	\$46,579.00	\$1.31	70,091
AKNCTY	North Aiken Elem	Elem	\$29,172.98	\$1.18	98,671
AKNCTY	North Augusta Elem	Elem	\$61,010.11	\$0.88	45,664
AKNCTY	North Augusta High	High	\$225,770.79	\$1.57	96,088
AKNCTY	North Augusta Middle	Middle	\$45,577.06	\$0.79	59,491
AKNCTY	Oakwood-Windsor	Elem	\$30,305.41	\$0.93	56,130
AKNCTY	Paul Knox Middle	Middle	\$46,135.01	\$0.96	70,622
AKNCTY	Pinecrest (Special)	Special	\$26,060.10	\$0.98	81,436
AKNCTY	Redcliffe Elem	Elem	\$45,368.78	\$0.69	29,474
AKNCTY	Ridge Spring Monetta	High	\$34,494.13	\$0.79	50,542
AKNCTY	RSM Elem & Middle	Middle	\$64,988.19	\$0.97	70,266
AKNCTY	Schofield Middle	Middle	\$93,249.17	\$1.07	65,867
AKNCTY	Silver Bluff High	High	\$99,886.98	\$0.98	43,234
AKNCTY	South Aiken High	High	\$117,564.72	\$0.95	46,771
AKNCTY	Warrenville Elem	Elem	\$12,151.78	\$0.64	56,115

District	Name of Facility	Type	Total Energy Cost	Cost/Sq.Ft.	BTU/Sq.Ft.
FLOCTY #4	Chapter 1 Mobil Unit	Elem	\$2,916.89	\$1.45	51,940
FLOCTY #4	District Office	D.O.	\$4,154.65	\$3.04	118,357
FLOCTY #4	Johnson Middle	Middle	\$43,992.48	\$0.94	33,939
FLOCTY #4	Timmons High	High	\$26,839.74	\$0.80	32,697
FLOCTY #4	Timmons Hi/Mid	Hi/Mid.	\$35,688.88	\$0.79	32,324
FLOCTY #4	Timmons Primary	Primary	\$5,886.60	\$0.38	19,816
GTNCTY	Administration Office	D.O.	\$87,926.07	\$0.75	45,771
GTNCTY	Andrews High	High	\$106,956.53	\$1.06	56,571
GTNCTY	Andrews Primary	Primary	\$75,443.34	\$0.88	39,509
GTNCTY	Beck Middle	Middle	\$131,627.03	\$1.22	73,117
GTNCTY	Browns Ferry Elem	Elem	\$23,246.21	\$0.71	36,785
GTNCTY	Choppee High/Mid.	High/Mid	\$99,598.91	\$0.86	51,428
GTNCTY	Deep Creek Elem	Elem	\$25,939.92	\$0.73	39,005
GTNCTY	Georgetown Career Ctr.	Career	\$85,040.29	\$1.22	72,250
GTNCTY	Georgetown High	High	\$201,555.69	\$1.02	46,939
GTNCTY	Kensington Elem	Elem	\$38,139.77	\$0.62	31,614
GTNCTY	Maryland Elem	Elem	\$53,044.92	\$0.83	41,403
GTNCTY	McDonald Elem	Elem	\$40,092.21	\$0.66	35,208
GTNCTY	Plantersville Elem	Elem	\$21,804.15	\$0.56	41,555
GTNCTY	Pleasant Hill High	High	\$87,247.38	\$0.85	42,831
GTNCTY	Pleasant Hill Middle	Middle	\$35,295.53	\$0.67	59,807
GTNCTY	Rosemary Middle	Middle	\$65,224.65	\$0.83	44,152
GTNCTY	Sampit Elem	Elem	\$31,827.11	\$0.93	77,122
GTNCTY	Waccamaw Elem	Elem	\$85,780.01	\$0.97	44,433
GTNCTY	Waccamaw High	High	\$89,461.45	\$0.89	44,416
GNVCTY	School District	District	\$6,606,625.00	\$0.88	82,896
GNDCTY#50	Brewer Intermediate	Inter.	\$35,940.63	\$0.41	53,225
GNDCTY#50	Central Inst. Center	Inst. Ctr.	\$14,642.98	\$0.64	82,810
GNDCTY#50	East End School	Elem	\$19,635.69	\$0.37	44,397
GNDCTY#50	Emerald Junior High	Middle	\$39,993.98	\$0.49	50,576
GNDCTY#50	Greenwood Vocational	Career	\$44,535.00	\$0.77	63,568
GNDCTY#50	Greenwood High	High	\$175,964.87	\$0.88	66,388
GNDCTY#50	Hodges Elem	Elem	\$20,892.96	\$0.90	57,779
GNDCTY#50	Lakeview Elem	Elem	\$41,351.83	\$0.77	59,310
GNDCTY#50	Matthews Elem	Elem	\$21,855.72	\$0.60	68,600
GNDCTY#50	Merrywood Primary	Primary	\$33,170.68	\$0.55	53,194
GNDCTY#50	Northside Junior High	Middle	\$41,347.56	\$0.41	43,846
GNDCTY#50	Oakland Elem	Elem	\$31,225.60	\$0.55	51,653
GNDCTY#50	Pinecrest Elem	Elem	\$39,506.00	\$0.65	47,719
GNDCTY#50	Southside Junior High	Middle	\$35,765.68	\$0.40	41,770
GNDCTY#50	Woodfields Primary	Primary	\$22,531.34	\$0.52	60,243
GNDCTY#51	Ware Shoals (Darby)	Elem	\$8,077.64	\$0.52	45,034
GNDCTY#51	Ware Shoals Elem	Elem	\$28,384.71	\$0.86	57,246
GNDCTY#51	Ware Shoals High	High	\$30,066.24	\$0.40	35,109
GNDCTY#51	Ware Shoals Primary	Primary	\$35,980.36	\$0.88	56,250
GNDCTY#52	District Office	D.O.	\$4,724.01	\$1.18	66,043
GNDCTY#52	Edgewood Middle	Middle	\$29,221.30	\$0.61	38,344
GNDCTY#52	Ninety Six Elem	Elem	\$45,822.20	\$0.69	55,325
GNDCTY#52	Ninety Six High	High	\$64,821.19	\$0.79	52,591
HAMCTY #1	Ben Hazel Primary	Primary	\$13,785.53	\$0.55	29,996

District	Name of Facility	Type	Total Energy Cost	Cost/Sq.Ft.	BTU/Sq.Ft.
HAMCTY #1	Brunson Elem	Elem	\$24,386.64	\$0.53	32,067
HAMCTY #1	Fennell Elem	Elem	\$29,645.89	\$0.55	29,723
HAMCTY #1	District Office	D.O.	\$3,782.00	\$1.42	83,111
HAMCTY #1	Hampton Elem	Elem	\$29,532.95	\$0.60	35,958
HAMCTY #1	North Dist. Middle	Middle	\$29,980.54	\$0.58	33,510
HAMCTY #1	Office of Special Services	D.O.	\$1,026.79	\$1.09	43,254
HAMCTY #1	Old Nat. Guard Armory	Armory	\$741.56	\$0.05	2,426
HAMCTY #1	Varnville Elem	Elem	\$19,446.21	\$0.40	21,512
HAMCTY #1	Wade Hampton High	High	\$106,175.91	\$0.87	52,614
HAMCTY #1	Federal Coord. Office	D.O.	\$1,282.38	\$1.39	57,179
HAMCTY #2	Estill Elem	Elem	\$31,970.42	\$0.38	26,506
HAMCTY #2	Estill High	High	\$47,980.11	\$1.15	63,155
HAMCTY #2	Estill Middle	Middle	\$35,599.98	\$0.69	38,184
HORCTY	Admin/Support Serv.	D.O.	\$71,449.67	\$0.56	30,453
HORCTY	Aynor Conway C.C.	Career	\$60,420.18	\$0.85	56,785
HORCTY	Aynor Elem Annex	Elem	\$13,452.51	\$0.87	46,140
HORCTY	Aynor Elem	Elem	23555.42	\$1.02	46,545
HORCTY	Aynor High	High	\$130,524.24	\$0.70	31,379
HORCTY	Conway Elem	Elem	\$40,873.31	\$0.71	31,379
HORCTY	Conway High	High	\$199,670.84	\$0.82	47,617
HORCTY	Conway Middle	Middle	\$68,529.63	\$0.50	27,316
HORCTY	Conway Primary	Primary	\$30,328.94	\$0.66	28,569
HORCTY	Daisy Elem	Elem	\$52,744.37	\$0.85	42,141
HORCTY	Frinklea Career Ctr.	Career	\$36,767.58	\$0.55	35,325
HORCTY	Forestbrook Elem	Elem	\$63,579.55	\$0.73	42,288
HORCTY	Grand Strand C.C.	Career	\$49,143.27	\$1.05	52,036
HORCTY	Green Sea Floyds E.	Elem	\$65,612.83	\$0.82	39,822
HORCTY	Green Sea Floyds Hi	High	\$98,364.32	\$0.64	32,110
HORCTY	Homewood Elem	Elem	\$52,166.06	\$0.99	37,165
HORCTY	Horry Elem	Elem	\$9,046.48	\$0.52	26,221
HORCTY	Kingston Elem	Elem	\$14,212.49	\$0.59	26,636
HORCTY	Lakewood Elem	Elem	\$49,981.42	\$0.94	35,919
HORCTY	Loris Elem Annex	Elem	\$32,050.34	\$0.85	37,565
HORCTY	Loris Elem	Elem	\$48,652.23	\$0.69	26,206
HORCTY	Loris High	High	\$102,324.54	\$0.60	33,844
HORCTY	Loris Middle	Middle	\$87,950.06	\$0.99	37,469
HORCTY	Midland Elem	Elem	\$13,554.84	\$0.59	37,814
HORCTY	Myrtle Beach Elem	Elem	\$62,153.50	\$0.93	35,532
HORCTY	Myrtle Beach High	High	\$168,635.16	\$0.72	45,060
HORCTY	Myrtle Beach Middle	Middle	\$54,966.11	\$0.68	33,490
HORCTY	Myrtle Beach Primary	Primary	\$73,386.44	\$0.87	40,870
HORCTY	N. Myrtle Beach El.	Elem	\$52,580.74	\$0.70	38,184
HORCTY	N. Myrtle Beach Hi.	High	\$146,806.83	\$0.91	47,375
HORCTY	N. Myrtle Beach Mid.	Middle	\$61,231.56	\$0.84	34,097
HORCTY	N. Myrtle Beach Prim.	Primary	\$54,296.76	\$0.90	45,325
HORCTY	Pee Dee Elem	Elem	\$21,444.56	\$0.73	33,569
HORCTY	Socastee High	High	\$166,607.32	\$0.76	35,834
HORCTY	Socastee Middle	Middle	\$68,394.51	\$0.86	34,062
HORCTY	South Conway Elem	Elem	\$61,331.75	\$0.93	50,150
HORCTY	St. James Elem	Elem	\$37,480.73	\$0.68	37,253

District	Name of Facility	Type	Total Energy Cost	Cost/Sq.Ft.	BTU/Sq.Ft.
HORCTY	St. James Middle	Middle	\$65,504.37	\$0.68	42,780
HORCTY	Waccamaw Elem	Elem	\$55,706.40	\$0.76	37,375
HORCTY	Whittemoore Park Mid.	Middle	\$85,801.67	\$0.61	38,362
KERCTY	Applied Tech Ed.	Career	\$120,062.03	\$1.04	51,424
KERCTY	Baron Dekalb Elem	Elem	\$26,934.68	\$0.94	60,620
KERCTY	Bethune Elem	Elem	\$24,852.18	\$0.88	52,617
KERCTY	Bethune High	High	\$45,398.55	\$0.90	40,043
KERCTY	Blaney Elem	Elem	\$78,563.47	\$1.12	47,642
KERCTY	Camden High	High	\$168,899.14	\$0.89	37,021
KERCTY	Camden Middle	Middle	\$118,881.51	\$0.91	44,315
KERCTY	Camden Primary	Primary	\$89,763.72	\$1.34	50,597
KERCTY	District Office	D.O.	\$20,939.49	\$1.00	57,037
KERCTY	Jackson School	Elem	\$52,063.05	\$1.32	36,919
KERCTY	Lugoff-Elgin Middle	Middle	\$106,639.91	\$1.12	51,675
KERCTY	Lugoff Elem	Elem	\$57,031.96	\$0.94	41,389
KERCTY	Lugoff-Elgin High	High	\$153,198.92	\$0.81	38,116
KERCTY	Maint. Warehouse	Warehouse	\$4,722.28	\$0.47	35,321
KERCTY	Midway Elem	Elem	\$37,458.53	\$0.81	29,571
KERCTY	Mt. Pisgah Elem	Elem	\$15,331.95	\$0.35	31,439
KERCTY	N. Central High	High	\$102,101.99	\$1.03	42,644
KERCTY	Pine Tree Hill	Elem	\$57,171.89	\$1.19	54,531
KERCTY	Wateree Elem	Elem	\$58,616.39	\$1.16	66,964
LANCTY	Andrew Jackson Hi.	High	\$94,392.79	\$0.84	70,286
LANCTY	Andrew Jackson Mid	Middle	\$40,369.67	\$0.53	23,410
LANCTY	Barr St. Middle	Middle	\$61,249.18	\$1.50	116,238
LANCTY	Brooklyn Springs El.	Elem	\$54,101.11	\$1.78	119,934
LANCTY	Buford Elem	Elem	\$48,439.95	\$1.00	61,380
LANCTY	Buford High	High	\$101,957.52	\$0.76	37,945
LANCTY	Buford Middle	Middle	\$47,661.50	\$0.76	71,132
LANCTY	Central Elem	Elem	\$21,418.63	\$0.89	63,572
LANCTY	Clinton Elem	Elem	\$48,666.80	\$1.94	138,581
LANCTY	Erwin Elem	Elem	\$64,571.81	\$1.08	58,175
LANCTY	Health Springs Elem	Elem	\$38,672.48	\$0.65	55,192
LANCTY	Indial Land High	High	\$61,173.78	\$0.69	31,061
LANCTY	Indian Land Elem	Elem	\$46,984.43	\$0.91	74,870
LANCTY	Kershaw Elem	Elem	\$32,404.53	\$1.61	95,842
LANCTY	District Office	D.O.	\$33,196.42	\$0.79	41,054
LANCTY	Lancaster High	High	\$176,731.66	\$0.73	41,608
LANCTY	Lancaster Vocational	Career	\$76,010.77	\$0.96	65,546
LANCTY	McDonald Green Elem	Elem	\$48,239.65	\$0.97	43,359
LANCTY	North Elem	Elem	\$58,311.34	\$0.81	64,265
LANCTY	South Middle	Middle	\$71,655.63	\$1.28	93,705
LANCTY	Southside Elem	Elem	\$23,612.27	\$1.01	82,456
LRNCTY#55	Gray Court-Owings	Elem	\$31,625.87	\$0.44	36,535
LRNCTY#55	Hickory Tavern	Elem	\$39,283.34	\$0.70	41,050
LRNCTY#55	Sanders Elem	Elem	\$37,591.28	\$0.75	54,900
LRNCTY#56	Clinton Elem	Elem	\$40,689.53	\$0.70	48,039
LRNCTY#56	District Office	D.O.	\$15,575.77	\$0.50	44,652
LRNCTY#56	M.S. Bailey Elem	Elem	\$28,514.00	\$0.63	42,335
LRNCTY#56	Martha Dendy Mid.	Middle	\$40,319.85	\$0.86	53,542



District	Name of Facility	Type	Total Energy Cost	Cost/Sq.Ft.	BTU/Sq.Ft.
LEECTY	Bishopville High	High	\$33,225.00	\$0.63	28,309
LEECTY	Bishopville Jr. High	Middle	\$89,515.00	\$1.20	71,955
LEECTY	Bishopville Primary	Primary	\$25,564.00	\$0.44	14,692
LEECTY	Fleming Middle	Middle	\$27,031.00	\$0.93	33,180
LEECTY	District Office	D.O.	\$9,331.00	\$1.35	54,578
LEECTY	Lee County Vocational	Career	\$29,878.00	\$0.91	46,948
LEECTY	Lower Lee Primary	Primary	\$21,731.00	\$0.85	26,762
LEECTY	Mt. Pleasant High	High	\$38,937.00	\$1.31	50,381
LEECTY	West Lee Elem	Elem	\$38,142.00	\$1.49	39,889
LEXCTY #1	District Office	D.O.	\$2,287.38	\$0.32	16,133
LEXCTY #1	District Office (New)	D.O.	\$32,911.05	\$1.06	50,909
LEXCTY #1	Gilbert Elem	Elem	\$56,075.14	\$0.64	33,467
LEXCTY #1	Gilbert High	High	\$65,098.51	\$0.55	29,740
LEXCTY #1	Gilbert Middle	Middle	\$51,567.39	\$0.43	21,835
LEXCTY #1	Lexington Elem	Elem	\$49,749.43	\$0.53	29,066
LEXCTY #1	Lexington Elem	Elem	\$13,226.32	\$0.39	28,648
LEXCTY #1	Lexington High	High	\$187,186.94	\$0.63	32,912
LEXCTY #1	Lexington Inter.	Inter.	\$25,609.50	\$0.51	28,721
LEXCTY #1	Lexington Middle	Middle	\$60,651.82	\$0.55	29,242
LEXCTY #1	Lexington Tech	Career	\$44,397.51	\$0.55	30,213
LEXCTY #1	Oak Grove Elem	Elem	\$40,307.94	\$0.62	34,006
LEXCTY #1	Pelion Elem	Elem	\$58,348.33	\$0.73	37,986
LEXCTY #1	Pelion High	High	\$55,988.64	\$0.54	29,467
LEXCTY #1	Red Bank Elem	Elem	\$49,134.09	\$0.48	26,096
LEXCTY #1	Saxe Gotha Elem	Elem	\$39,890.76	\$0.39	22,422
LEXCTY #1	White Knoll Elem	Elem	\$41,506.18	\$0.42	23,989
LEXCTY #1	White Knoll Middle	Middle	\$64,495.87	\$0.41	23,730
LEXCTY #2	Adult Ed. Center	Adult	\$22,056.25	\$2.01	105,218
LEXCTY #2	Airport High	High	\$147,272.81	\$0.95	54,337
LEXCTY #2	B-C #1 Elem	Elem	\$26,543.45	\$0.90	50,890
LEXCTY #2	B-C High	High	\$193,527.63	\$1.07	57,795
LEXCTY #2	Busbee Middle	Middle	\$62,470.49	\$0.83	42,854
LEXCTY #2	Congaree Elem	Elem	\$42,020.65	\$1.01	56,793
LEXCTY #2	Davis Elem	Elem	\$35,205.44	\$0.96	54,503
LEXCTY #2	District Office	D.O.	\$49,886.02	\$1.06	51,183
LEXCTY #2	District Office (Old)	D.O.	\$3,372.90	\$0.96	16,321
LEXCTY #2	Fulmer Middle	Middle	\$47,750.57	\$0.75	41,318
LEXCTY #2	Maintenance Bldg.	Maint.	\$24,535.14	\$9.81	630,225
LEXCTY #2	Multi-Purpose	Multi	\$4,969.75	\$1.30	67,136
LEXCTY #2	Northside Middle	Middle	\$63,748.44	\$0.98	58,844
LEXCTY #2	Pair Elem	Elem	\$31,130.59	\$0.86	47,580
LEXCTY #2	Pine Ridge Middle	Middle	\$63,615.52	\$1.38	71,680
LEXCTY #2	Pineview Elem	Elem	\$37,521.08	\$0.97	53,285
LEXCTY #2	Saluda River Elem	Elem	\$26,880.68	\$0.80	50,133
LEXCTY #2	Springdale Elem	Elem	\$22,407.36	\$0.81	43,819
LEXCTY #2	Taylor Elem	Elem	\$30,020.24	\$0.87	53,508
LEXCTY #2	Wood Elem	Elem	\$41,771.51	\$1.01	54,255
LEXCTY #4	District Office	D.O.	\$5,230.13	\$1.16	63,731
LEXCTY #4	Former SIS Campus	Elem	\$3,319.13	\$0.17	8,949
LEXCTY #4	Frances Mack Elem	Elem	\$44,338.98	\$0.61	34,002

District	Name of Facility	Type	Total Energy Cost	Cost/Sq.Ft.	BTU/Sq.Ft.
LEXCTY #4	Monroe Pinckney	Middle	\$43,304.16	\$0.94	44,921
LEXCTY #4	Swansea Elem	Elem	\$49,812.54	\$0.78	44,199
LEXCTY #4	Swansea High	High	\$87,512.72	\$0.69	43,388
LEXCTY #5	Career Center	Career	\$67,377.44	\$0.78	40,737
LEXCTY #5	Chapin Elem	Elem	\$91,131.15	\$0.84	44,125
LEXCTY #5	Chapin High	High	\$110,550.45	\$0.69	37,361
LEXCTY #5	Chapin Middle	Middle	\$58,249.26	\$0.62	33,124
LEXCTY #5	District Office	D.O.	\$41,379.56	\$2.19	111,344
LEXCTY #5	Dutch Fork Elem	Elem	\$57,969.85	\$0.69	38,294
LEXCTY #5	Dutch Fork High	High	\$177,348.45	\$0.68	35,989
LEXCTY #5	H.E. Corley Elem	Elem	\$51,391.00	\$0.50	31,368
LEXCTY #5	Harbison West Elem	Elem	\$81,285.05	\$0.71	42,004
LEXCTY #5	Irmo Elem	Elem	\$75,361.81	\$1.04	55,621
LEXCTY #5	Irmo High	High	\$238,089.26	\$1.00	52,349
LEXCTY #5	Irmo Middle - I	Middle	\$97,049.33	\$0.69	39,602
LEXCTY #5	Irmo Middle - R	Middle	\$205,543.78	\$0.91	48,255
LEXCTY #5	Leaphart Elem	Elem	\$86,133.92	\$0.91	48,735
LEXCTY #5	Nursery Road Elem	Elem	\$95,536.73	\$0.83	44,451
LEXCTY #5	Seven Oaks Elem	Elem	\$51,612.18	\$0.88	59,993
MARCTY #1	District Office	D.O.	\$8,794.42	\$1.07	40,673
MARCTY #1	Easterling Elem	Elem	\$50,176.79	\$0.68	26,112
MARCTY #1	Johnakin High	High	\$53,869.07	\$0.68	33,428
MARCTY #1	Maintenance Facility	Maint.	\$2,163.65	\$0.36	27,357
MARCTY #1	Marion Elem.	Elem	\$45,270.04	\$0.56	36,209
MARCTY #1	Marion High	High	\$145,150.34	\$1.32	50,853
MARCTY #1	Southside Annes	Elem	\$19,385.47	\$0.83	15,373
MARCTY #1	Southside Elem	Elem	\$35,311.76	\$0.91	29,821
MARCTY #1	Springville Child Dev.	Elem	\$4,719.00	\$0.45	19,546
MARCTY #2	District Office	D.O.	\$7,095.34	\$0.63	41,223
MARCTY #2	Maintenance Shop	Maint.	\$3,545.07	\$0.44	30,936
MARCTY #2	McCormick Elem	Elem	\$26,740.33	\$0.72	21,922
MARCTY #2	Mullins High	High	\$98,418.44	\$0.81	33,986
MARCTY #2	Nichols Elem	Elem	\$13,999.00	\$0.84	23,980
MARCTY #2	N. Mullins Primary	Primary	\$27,324.73	\$0.65	20,664
MARCTY #2	N. Mullins (Annex)	Primary	\$16,129.75	\$0.58	32,357
MARCTY #2	Palmetto Elem	Elem	\$31,277.15	\$0.80	34,220
MARCTY #2	Palmetto School	Elem	\$31,434.63	\$0.66	27,950
MARCTY #4	Britton's Neck Elem	Elem	\$31,769.00	\$0.84	33,533
MARCTY #4	Britton's Neck High	High	\$22,829.00	\$0.84	47,537
MARCTY #4	Superintendent's Home	Home	\$2,387.00	\$0.75	33,371
MLBCTY	Bennettsville Elem	Elem	\$67,378.61	\$1.02	46,209
MLBCTY	Bennettsville Middle	Middle	\$98,142.95	\$1.06	50,635
MLBCTY	Bennettsville Primary	Primary	\$66,065.84	\$1.23	49,193
MLBCTY	Blenheim Elem	Elem	\$21,169.13	\$1.14	46,761
MLBCTY	Blenheim Middle	Middle	\$36,811.66	\$1.77	67,825
MLBCTY	Clio Elem	Elem	\$32,787.14	\$0.91	102,478
MLBCTY	Clio Middle	Middle	\$27,856.73	\$0.50	48,722
MLBCTY	Consolodated High	High	\$255,711.78	\$1.01	43,107
MLBCTY	District Office	D.O.	\$10,332.70	\$1.55	57,599
MLBCTY	Maintenance Bldg	Maint.	\$23,839.86	\$1.39	106,473

District	Name of Facility	Type	Total Energy Cost	Cost/Sq.Ft.	BTU/Sq.Ft.
MLBCTY	McColl Elem	Elem	\$32,758.89	\$0.68	37,918
MLBCTY	McColl Middle	Middle	\$40,012.76	\$0.50	48,206
MLBCTY	Wallace Elem/Middle	El/Mid	\$45,995.12	\$0.93	73,050
MCCCTY	McCormick District	District	\$145,768.00	\$0.78	46,706
NEWCTY	Administration Bldg.	D.O.	\$6,312.88	\$0.95	50,551
NEWCTY	Boundary St. Elem	Elem	\$48,306.66	\$1.66	64,890
NEWCTY	Carver Elem	Elem	\$22,796.88	\$1.02	67,023
NEWCTY	Gallman Elem	Elem	\$42,214.94	\$0.80	66,769
NEWCTY	Garmany Elem	Elem	\$9,023.83	\$0.43	35,747
NEWCTY	Learning Center	Elem	\$6,769.59	\$0.94	39,169
NEWCTY	Little Mt. Elem	Elem	\$8,596.96	\$0.32	16,676
NEWCTY	Mid Carolina High	High	\$49,433.01	\$0.75	54,750
NEWCTY	Mid Carolina Middle	Middle	\$35,874.29	\$0.87	44,820
NEWCTY	Newberry Career Ctr.	Career	\$57,312.46	\$1.11	80,335
NEWCTY	Newberry Middle	Middle	\$51,230.44	\$0.63	52,045
NEWCTY	Newberry High	High	\$129,999.11	\$1.00	53,183
NEWCTY	Park Street Elem	Elem	\$18,780.63	\$1.07	102,620
NEWCTY	Pomaria Elem	Elem	\$10,921.25	\$0.45	46,004
NEWCTY	Prosperity Elem	Elem	\$11,306.28	\$0.36	59,922
NEWCTY	Reuben Elem	Elem	\$15,949.19	\$0.52	43,088
NEWCTY	Rikard Elem	Elem	\$9,605.14	\$0.47	51,114
NEWCTY	Speers St. Elem	Elem	\$25,095.67	\$0.93	46,562
NEWCTY	Whitmire High	High	\$55,945.53	\$1.14	92,799
OCOCTY	Alternative School	Alternative	\$4,544.52	\$0.95	62,008
OCOCTY	Business Office	D.O.	\$26,864.22	\$0.54	28,645
OCOCTY	Code Elementary	Elem	\$43,412.00	\$0.57	40,634
OCOCTY	Custodial-Grounds	Cust.	\$3,106.70	\$1.29	95,794
OCOCTY	Fair Play Elem	Elem	\$18,204.56	\$0.49	39,041
OCOCTY	Hamilton Career	Career	\$65,025.46	\$0.81	49,860
OCOCTY	IFTS/ETV Center	ETV	\$2,981.47	\$2.48	75,965
OCOCTY	Kellett Elem	Elem	\$31,428.97	\$1.25	67,738
OCOCTY	Keowee Elem	Elem	\$28,292.08	\$0.36	25,018
OCOCTY	Maint. Department	Maint.	\$7,263.09	\$1.10	59,376
OCOCTY	Northside Elem	Elem	\$22,317.39	\$0.68	52,154
OCOCTY	Oakway Elem	Elem	\$10,070.78	\$0.25	8,919
OCOCTY	Oakway Middle	Middle	\$47,809.43	\$1.20	82,421
OCOCTY	Purchasing	D.O.	\$4,096.71	\$0.51	40,615
OCOCTY	Ravenel Elem	Elem	\$35,591.62	\$0.96	65,791
OCOCTY	Seneca High	High	\$141,884.98	\$0.76	42,818
OCOCTY	Seneca Middle	Middle	\$80,422.56	\$0.56	40,940
OCOCTY	South Pine St. Elem	Elem	\$47,237.70	\$1.04	65,812
OCOCTY	Tamassee Elem	Elem	\$20,370.78	\$0.48	54,046
OCOCTY	Tamassee-Salem High	High	\$41,321.02	\$0.47	29,174
OCOCTY	Walhalla Elem	Elem	\$45,306.52	\$0.87	45,178
OCOCTY	Walhalla High	Elem	\$67,414.65	\$0.38	21,293
OCOCTY	Walhalla Middle	Middle	\$65,962.33	\$0.66	36,523
OCOCTY	West-Oak High	High	\$169,646.53	\$1.03	55,874
OCOCTY	Westminster Elem	Elem	\$52,528.45	\$1.31	77,669
OCOCTY	Westminster Middle	Middle	\$35,127.11	\$0.48	43,240
OCOCTY	Westminster Pre-School	Pre-K	\$14,210.70	\$1.02	52,680

District	Name of Facility	Type	Total Energy Cost	Cost/Sq.Ft.	BTU/Sq.Ft.
ONGCTY #1	District Office	D.O.	\$2,883.95	\$0.91	67,519
ONGCTY #1	Neeses Primary	Primary	\$17,287.59	\$0.93	78,984
ONGCTY #1	Springfield Elem	Elem	\$25,674.09	\$0.76	79,125
ONGCTY #1	Hunter-Kinard-Tyler	High	\$26,559.16	\$0.84	78,780
ONGCTY #2	Bowman Public School	Elem	\$68,566.00	\$0.50	28,687
ONGCTY #3	Administrative	D.O.	\$7,695.00	\$0.87	61,756
ONGCTY #3	Holly Hill Inter.	Inter.	\$36,446.00	\$0.78	47,635
ONGCTY #3	Holly Hill Middle	Middle	\$47,784.00	\$0.69	37,170
ONGCTY #3	Holly Hill Primary	Primary	\$24,735.00	\$0.72	46,421
ONGCTY #3	Holly Hill Roberts Hi.	High	\$83,346.00	\$0.77	42,489
ONGCTY #3	St. James-Gaillard Elem	Elem	\$23,988.00	\$0.89	47,473
ONGCTY #3	Vance-Providence Pri.	Primary	\$22,253.00	\$0.73	53,720
ONGCTY #4	Carver-Edisto Middle	Middle	\$43,750.00	\$0.74	55,608
ONGCTY #4	Cope Area Voc. Ctr.	Career	\$17,920.00	\$0.45	30,962
ONGCTY #4	District Office	D.O.	\$2,402.00	\$0.67	61,441
ONGCTY #4	Edisto High	High	\$73,198.00	\$0.78	52,741
ONGCTY #4	Edisto Primary	Primary	\$34,775.00	\$0.47	42,784
ONGCTY #5	Administration	D.O.	\$19,952.26	\$0.45	31,912
ONGCTY #5	Brookdale Middle	Middle	\$53,169.35	\$1.03	62,136
ONGCTY #5	Calhoun Orangeburg	Career	\$55,337.86	\$0.55	34,908
ONGCTY #5	Marshall Elem	Elem	\$26,290.74	\$1.11	67,937
ONGCTY #5	Mellichamp Elem	Elem	\$27,312.94	\$1.01	104,719
ONGCTY #5	Nix Elem	Elem	\$25,668.47	\$0.68	76,003
ONGCTY #5	Orangeburg-Wilkinson	High	\$189,142.73	\$1.02	72,038
ONGCTY #5	Rivelon Elem	Elem	\$19,845.82	\$0.73	45,358
ONGCTY #5	Robert E. Howard Mid.	Middle	\$75,195.06	\$1.04	59,790
ONGCTY #5	Sheridan Elem	Elem	\$37,900.20	\$1.24	119,906
ONGCTY #5	Whittaker Elem	Elem	\$38,821.46	\$0.86	88,521
ONGCTY #5	William J. Clark Middle	Middle	\$69,317.31	\$0.59	40,633
ONGCTY #6	North Elementary	Elem	\$90,493.31	\$1.01	94,426
ONGCTY #8	Branchville Pub. Schools	Public	\$33,842.15	\$0.45	37,433
PICCTY	A.R. Lewis Elem	Elem	\$34,033.69	\$0.86	
PICCTY	Ambler Elem	Elem	\$14,928.75	\$0.66	
PICCTY	B.J. Skelton Career Ctr.	Career	\$68,297.70	\$0.85	
PICCTY	Central Elem	Elem	\$38,202.31	\$0.81	
PICCTY	Child Development	Elem	\$15,282.13	\$0.85	
PICCTY	Crosswell Elem	Elem	\$44,742.96	\$0.84	
PICCTY	Dacusville Elem/Mid	Elem/Mid	\$81,459.96	\$0.97	
PICCTY	Daniel High	High	\$71,182.58	\$0.71	
PICCTY	District Office	D.O.	\$19,743.24	\$1.49	
PICCTY	Easley High	High	\$97,662.30	\$0.34	
PICCTY	East End Elem	Elem	\$24,682.68	\$0.69	
PICCTY	Forest Acres Elem	Elem	\$51,979.55	\$0.82	
PICCTY	Gettys Center	Elem	\$8,236.53	\$0.60	
PICCTY	Hagood Elem	Elem	\$48,694.75	\$0.98	
PICCTY	Holly Springs Elem	Elem	\$18,002.19	\$1.01	
PICCTY	Liberty Elem	Elem	\$51,545.34	\$0.94	
PICCTY	Liberty High	High	\$67,512.54	\$0.67	
PICCTY	Liberty Middle	Middle	\$63,792.47	\$0.77	
PICCTY	McKissick Elem	Elem	\$87,041.62	\$1.70	

District	Name of Facility	Type	Total Energy Cost	Cost/Sq.Ft.	BTU/Sq.Ft.
PICCTY	Morrison Elem	Elem	\$43,603.93	\$0.71	
PICCTY	Operations	Operations	\$24,481.30	\$1.27	
PICCTY	Picken Parent Ed.	Parent	\$1,612.00	\$1.12	
PICCTY	Pickens Elem	Elem	\$35,449.62	\$0.71	
PICCTY	Pickens High	High	\$101,284.85	\$0.88	
PICCTY	Pickens Middle	Middle	\$60,782.73	\$0.65	
PICCTY	R.C. Edwards Jr. High	Middle	\$78,741.57	\$0.79	
PICCTY	Richard Gettys Mid.	Middle	\$84,503.06	\$0.58	
PICCTY	Simpson Academy	Elem	\$24,575.17	\$0.58	
PICCTY	Six Mile Elem	Elem	\$54,549.59	\$0.83	
PICCTY	West End Elem	Elem	\$48,993.75	\$0.80	
RICCTY #1	AC Flora High	High	\$115,471.00	\$0.66	42,946
RICCTY #1	Alcorn Middle	Middle	\$68,268.00	\$0.88	49,136
RICCTY #1	Bradley Elem	Elem	\$29,615.00	\$0.56	28,967
RICCTY #1	Brennen Elem	Elem	\$58,251.00	\$1.09	56,191
RICCTY #1	Brockman Special	Elem	\$20,322.00	\$0.53	32,727
RICCTY #1	Burnside Elem	Elem	\$20,875.00	\$0.60	32,767
RICCTY #1	Burton Elem	Elem	\$19,714.00	\$0.76	40,033
RICCTY #1	CA Johnson High	High	\$128,319.00	\$0.82	43,255
RICCTY #1	Carver Elem	Elem	\$66,083.00	\$1.09	62,961
RICCTY #1	Caughman Road Elem	Elem	\$95,472.00	\$0.83	41,510
RICCTY #1	Central Kitchen	Kitchen	\$98,099.00	\$0.98	66,808
RICCTY #1	Central Office	D.O.	\$54,963.00	\$1.79	108,379
RICCTY #1	Central Services	Services	\$70,138.00	\$0.04	2,400
RICCTY #1	Columbia High	High	\$186,894.00	\$0.66	32,844
RICCTY #1	Crane Creek Elem	Elem	\$50,233.00	\$1.05	53,521
RICCTY #1	Crayton Middle	Middle	\$146,503.00	\$1.18	65,455
RICCTY #1	Denny Terrace Elem	Elem	\$48,190.00	\$0.93	52,400
RICCTY #1	Dreher High	High	\$143,769.00	\$0.48	27,246
RICCTY #1	Eau Claire High	High	\$160,805.00	\$0.66	37,559
RICCTY #1	Fairwold Special	Elem	\$59,154.00	\$1.09	60,718
RICCTY #1	Gadsden Elem	Elem	\$22,739.00	\$0.82	36,772
RICCTY #1	Gibbes Middle	Middle	\$73,787.00	\$0.79	41,598
RICCTY #1	Greenview Elem	Elem	\$32,097.00	\$0.71	34,339
RICCTY #1	Hand Middle	Middle	\$70,941.00	\$0.56	31,508
RICCTY #1	Heyward Career Ctr.	Career	\$68,136.00	\$0.83	60,843
RICCTY #1	Hopkins Elem	Elem	\$56,928.00	\$1.09	68,865
RICCTY #1	Hopkins Middle	Middle	\$105,162.00	\$0.80	37,233
RICCTY #1	Horrell Hill Elem	Elem	\$33,457.00	\$0.60	30,270
RICCTY #1	Hyat Park Elem	Elem	\$91,750.00	\$1.08	54,313
RICCTY #1	Keenan High	High	\$145,463.00	\$0.76	55,381
RICCTY #1	Logan	Elem	\$30,178.00	\$0.35	28,920
RICCTY #1	Lower Richland High	High	\$199,353.00	\$0.68	41,692
RICCTY #1	Lyon St. Elem	Elem	\$18,634.00	\$0.63	34,792
RICCTY #1	McCants Elem	Elem	\$17,438.00	\$0.72	39,150
RICCTY #1	Meadowfield Elem	Elem	\$35,685.00	\$0.58	42,907
RICCTY #1	Millcreek Elem	Elem	\$28,164.00	\$0.72	42,994
RICCTY #1	Moore Elem	Elem	\$27,909.00	\$0.45	22,896
RICCTY #1	Nance Elem	Elem	\$27,101.00	\$0.77	49,837
RICCTY #1	Neal Learning Ctr.	Elem	\$22,032.00	\$0.66	34,593

District	Name of Facility	Type	Total Energy Cost	Cost/Sq.Ft.	BTU/Sq.Ft.
RICCTY #1	Olympia Special School	Elem	\$57,765.00	\$0.64	65,605
RICCTY #1	Pack Elem	Elem	\$23,903.00	\$0.72	39,489
RICCTY #1	Perry Middle	Middle	\$92,834.00	\$0.79	41,374
RICCTY #1	Rhame Elem	Elem	\$30,079.00	\$0.58	31,049
RICCTY #1	Rosewood Elem	Elem	\$18,901.00	\$0.46	31,777
RICCTY #1	S. Kilbourne Elem	Elem	\$28,470.00	\$0.65	37,124
RICCTY #1	Saint Andrews Middle	Middle	\$71,412.00	\$0.56	35,898
RICCTY #1	Sandel Elem	Elem	\$45,059.00	\$0.86	62,625
RICCTY #1	Sanders Middle	Middle	\$62,504.00	\$0.61	32,322
RICCTY #1	Satchel Ford Elem	Elem	\$41,821.00	\$0.79	42,848
RICCTY #1	Taylor Elem	Elem	\$42,359.00	\$0.97	52,849
RICCTY #1	Thomas Elem	Elem	\$43,993.00	\$0.53	27,893
RICCTY #1	Watkins Elem	Elem	\$21,723.00	\$0.49	26,448
RICCTY #1	Waverly Annex	Elem	\$47,920.00	\$1.01	46,501
RICCTY #1	Webber K-8 School	Elem/Mid	\$54,127.00	\$0.52	26,616
RICCTY #2	District Offices	D.O.	\$25,486.09	\$1.09	53,518
RICCTY #2	Anna Boyd Child	Elem	\$12,890.67	\$0.95	51,615
RICCTY #2	Bethel-Hanberry	Elem	\$53,042.66	\$0.71	36,305
RICCTY #2	Blythewood Life-Long	Elem	\$22,619.78	\$0.62	32,909
RICCTY #2	Conder Elem	Elem	\$43,369.94	\$0.74	45,939
RICCTY #2	Dent Middle	Middle	\$113,947.59	\$0.94	69,024
RICCTY #2	E.L. Wright Middle	Middle	\$104,235.52	\$0.88	49,434
RICCTY #2	Forest Lake Elem	Elem	\$41,580.41	\$0.81	50,755
RICCTY #2	Joseph Keels Elem	Elem	\$49,012.47	\$0.87	51,912
RICCTY #2	Lonnie B. Nelson El.	Elem	\$41,746.11	\$0.64	35,478
RICCTY #2	North Springs Elem	Elem	\$82,791.49	\$0.91	71,993
RICCTY #2	Pontiac Elem	Elem	\$59,756.46	\$0.89	47,870
RICCTY #2	Rice Creek Elem	Elem	\$49,624.29	\$0.80	47,864
RICCTY #2	Richland NE High	High	\$285,505.95	\$1.07	53,923
RICCTY #2	Spring Valley High	High	\$288,032.90	\$0.75	45,011
RICCTY #2	Summit Parkway Mid	Middle	\$89,979.11	\$0.78	41,861
RICCTY #2	Support Service Ctr.	Service	\$32,216.05	\$0.83	69,755
RICCTY #2	Wilson Tech. Center	Career	\$58,981.99	\$0.99	62,471
RICCTY #2	Windsor Elem	Elem	\$56,065.26	\$0.80	50,804
SPACTY #6	District Office	D.O.	\$36,092.00	\$1.74	78,354
SPACTY #6	Arcadia Elem	Elem	\$39,748.00	\$1.11	61,621
SPACTY #6	Blackstock Elem	Elem	\$4,238.00	\$0.08	2,779
SPACTY #6	Bobo Elem	Elem	\$43,641.00	\$0.84	53,297
SPACTY #6	Dawkins Middle	Middle	\$52,798.00	\$0.93	52,859
SPACTY #6	Dorman High	High	\$275,294.00	\$0.87	55,986
SPACTY #6	Fairforest Elem	Elem	\$37,907.00	\$0.77	31,555
SPACTY #6	Fairforest Middle	Middle	\$93,118.00	\$0.74	40,138
SPACTY #6	Gable Middle	Middle	\$93,655.00	\$0.80	45,547
SPACTY #6	Lone Oak Elem	Elem	\$28,858.00	\$0.73	46,066
SPACTY #6	Pauline Gleen Springs	Elem	\$27,275.00	\$0.61	23,026
SPACTY #6	Roebuck Elem	Elem	\$50,652.00	\$0.50	24,510
SPACTY #6	Warehouse	Warehouse	\$8,700.00	\$0.45	30,497
SPACTY #6	West View Elem	Elem	\$48,289.00	\$1.05	63,461
SPACTY #6	Woodland Heights El.	Elem	\$58,211.00	\$1.69	89,508
SPACTY #3	District Office	D.O.	\$12,429.00	\$1.07	42,796

District	Name of Facility	Type	Total Energy Cost	Cost/Sq.Ft.	BTU/Sq.Ft.
SPACTY #3	Broome High	High	\$71,805.00	\$0.60	28,457
SPACTY #3	Cannons Elem	Elem	\$20,547.00	\$0.41	15,424
SPACTY #3	Clifdale Elem	Elem	\$67,431.00	\$0.78	33,863
SPACTY #3	Cowpens Elem	Elem	\$60,794.00	\$0.62	27,583
SPACTY #3	Cowpens Middle	Middle	\$57,042.00	\$0.95	69,483
SPACTY #3	Mid. School of Pacolet	Middle	\$36,865.00	\$0.61	29,111
SPACTY #3	Pacolet Elem	Elem	\$62,258.00	\$0.64	29,713
SPACTY #4	District Office	D.O.	\$7,445.94	\$0.78	31,633
SPACTY #4	Woodruff Elem	Elem	\$46,040.96	\$0.82	43,553
SPACTY #4	Woodruff High	High	\$66,980.49	\$0.69	49,891
SPACTY #4	Woodruff Jr. High	Middle	\$50,652.95	\$0.74	50,863
SPACTY #4	Woodruff Primary	Primary	\$50,286.42	\$0.54	31,875
SPACTY #5	James F. Byrnes High	High	\$360,341.20	\$0.77	48,983
SPACTY #6	District Office	D.O.	\$30,426.13	\$2.35	112,999
SPACTY #6	Carver Jr. High	Middle	\$103,505.53	\$0.88	61,487
SPACTY #6	Chapman Elem	Elem	\$63,923.44	\$0.91	53,849
SPACTY #6	Cleveland Elem	Elem	\$74,752.75	\$0.73	49,066
SPACTY #6	District Support Op.	D.O.	\$36,943.31	\$0.46	34,080
SPACTY #6	Edwin P. Todd Elem	Elem	\$86,381.79	\$1.03	34,397
SPACTY #6	Houston Elem	Elem	\$42,178.83	\$0.65	36,372
SPACTY #6	Jesse Boyd Elem	Elem	\$78,694.48	\$0.89	55,110
SPACTY #6	Madden Elem	Elem	\$71,054.82	\$1.02	66,869
SPACTY #6	Mary H. Wright Elem	Elem	\$53,489.30	\$0.78	48,023
SPACTY #6	McCracken Jr. High	Middle	\$114,718.19	\$0.99	49,304
SPACTY #6	Myles H. Whitlock Jr. Hi.	Middle	\$104,146.33	\$0.92	47,651
SPACTY #6	Park Hills Elem	Elem	\$55,191.09	\$0.93	55,956
SPACTY #6	Pine Street Elem	Elem	\$67,926.73	\$0.76	45,156
SPACTY #6	Spartanburg High	High	\$333,477.73	\$0.87	67,984
SUMCTY#17	Alice Elem	Elem	\$58,906.74	\$1.04	41,528
SUMCTY#17	Alice Middle	Middle	\$92,291.39	\$0.76	35,027
SUMCTY#17	Bates Elem	Elem	\$134,490.39	\$1.10	46,927
SUMCTY#17	Bates Pool	Elem	\$4,557.98	\$1.66	61,355
SUMCTY#17	Crosswell	Elem	\$57,481.22	\$1.14	45,992
SUMCTY#17	District Office	D.O.	\$20,063.08	\$1.74	64,329
SUMCTY#17	Instructional Center	Elem	\$30,649.01	\$0.68	25,158
SUMCTY#17	Kingsbury	Elem	\$68,368.53	\$0.84	35,569
SUMCTY#17	Lemira	Elem	\$64,966.10	\$1.47	54,193
SUMCTY#17	Mattox	Elem	\$14,227.60	\$1.55	82,051
SUMCTY#17	Millwood	Elem	\$58,647.08	\$0.88	34,180
SUMCTY#17	Sumter High	High	\$352,664.03	\$0.95	35,144
SUMCTY#17	Warehouse	Warehouse	\$17,485.72	\$0.92	53,063
SUMCTY#17	Wilder Elem	Elem	\$64,234.30	\$1.13	44,720
SUMCTY#17	Willow Elem	Elem	\$54,370.73	\$0.97	39,214
SUMCTY #2	Cherryvale	Elem	\$40,974.82	\$1.17	43,498
SUMCTY #2	Delane Elem	Elem	\$33,161.53	\$1.16	43,207
SUMCTY #2	District Office	D.O.	\$46,347.05	\$1.21	52,268
SUMCTY #2	Ebenezer Jr. High	Middle	\$42,743.00	\$0.55	23,317
SUMCTY #2	Furman High	High	\$68,476.92	\$0.75	35,088
SUMCTY #2	High Hills	Elem	\$106,398.78	\$1.93	71,417
SUMCTY #2	Hillcrest High	High	\$124,211.86	\$1.04	46,365

District	Name of Facility	Type	Total Energy Cost	Cost/Sq.Ft.	BTU/Sq.Ft.
SUMCTY #2	Manchester Middle	Middle	\$73,031.38	\$0.83	36,293
SUMCTY #2	Mayesville Elem	Elem	\$247,654.41	\$0.92	34,215
SUMCTY #2	Mayewood High	High	\$61,345.60	\$0.74	30,949
SUMCTY #2	Oakland Elem	Elem	\$49,181.30	\$0.89	34,455
SUMCTY #2	Pocalla Springs	Elem	\$69,589.48	\$1.01	49,818
SUMCTY #2	R.E. Davis Elem	Elem	\$50,519.32	\$0.70	27,161
SUMCTY #2	Rafting Creek Elem	Elem	\$35,191.30	\$1.09	40,467
SUMCTY #2	Shaw Heights Elem	Elem	\$62,569.27	\$1.29	81,407
SUMCTY #2	St. John Elem	Elem	\$17,898.08	\$0.60	22,187
SUMCTY #2	Wedgfield	Elem	\$10,757.85	\$1.22	45,105
UNICTY	District Office	D.O.	\$9,747.00	\$1.22	82,302
UNICTY	Buffalo Elem	Elem	\$46,470.00	\$0.74	32,793
UNICTY	Excelsior Middle	Middle	\$37,566.00	\$0.64	37,352
UNICTY	Foster Park Elem	Elem	\$37,596.00	\$0.83	55,208
UNICTY	Jonesville High	High	\$41,787.00	\$0.84	62,010
UNICTY	Jonesville Elem	Elem	\$41,677.00	\$0.79	46,305
UNICTY	Lockhart Area Schools	Elem	\$32,202.00	\$0.58	42,177
UNICTY	Monarch Elem	Elem	\$44,433.00	\$0.82	36,827
UNICTY	P.E.R.C. Building	Elem	\$4,258.00	\$0.85	57,128
UNICTY	Sims Jr. High	Middle	\$47,431.00	\$0.59	51,321
UNICTY	Union High	High	\$214,095.00	\$0.93	47,487
WILCTY	Williamsburg Schools	District	\$703,662.51	\$0.75	29,841
YRKCTY #1	Athletic Fields	Fields	\$9,733.00	\$3.89	81,194
YRKCTY #1	District Office	D.O.	\$14,073.00	\$0.68	31,332
YRKCTY #1	Harold C. Johnson El.	Elem	\$49,313.00	\$0.55	24,305
YRKCTY #1	Hickory Grove-Sharon	Elem	\$31,561.00	\$0.59	24,764
YRKCTY #1	Hunter St. Elem	Elem	\$38,951.00	\$0.56	24,924
YRKCTY #1	Jefferson Primary	Primary	\$39,366.00	\$0.84	35,923
YRKCTY #1	Maintenance Center	Maint.	\$8,072.00	\$0.59	37,961
YRKCTY #1	York Comp. High	High	\$151,416.00	\$0.73	45,076
YRKCTY #1	York Jr. High	Middle	\$49,012.33	\$0.51	27,660
YRKCTY #3	Bellevue Elem	Elem	\$63,633.16	\$1.38	48,316
YRKCTY #3	Career Dev. Center	Career	\$120,505.35	\$1.27	79,438
YRKCTY #3	Castle Heights Middle	Middle	\$108,121.58	\$1.08	53,442
YRKCTY #3	District Office	D.O.	\$44,206.68	\$1.31	59,237
YRKCTY #3	Ebenezer Ave. Elem	Elem	\$44,498.83	\$1.14	42,331
YRKCTY #3	Ebinport Elem	Elem	\$58,338.46	\$1.14	38,226
YRKCTY #3	Edgewood Center	Elem	\$58,699.01	\$1.52	59,107
YRKCTY #3	Finley Road Elem	Elem	\$71,784.71	\$1.43	51,356
YRKCTY #3	Independence Elem	Elem	\$169.13	\$0.00	105
YRKCTY #3	ITV Center	ITV	\$4,668.97	\$4.84	165,957
YRKCTY #3	Lesslie Elem	Elem	\$54,562.01	\$1.16	51,931
YRKCTY #3	Mt. Gallant Elem	Elem	\$62,717.26	\$1.07	47,444
YRKCTY #3	Northside High	High	\$65,443.65	\$1.29	46,355
YRKCTY #3	Northwestern High	High	\$212,866.94	\$0.96	50,884
YRKCTY #3	Oakdale Elem	Elem	\$46,779.96	\$0.99	41,890
YRKCTY #3	Operations Center	Operations	\$44,019.57	\$0.74	57,508
YRKCTY #3	Rawlinson Rd. Elem	Elem	\$131,433.47	\$1.40	55,573
YRKCTY #3	Richmond Dr. Elem	Elem	\$64,157.38	\$1.19	40,476
YRKCTY #3	Rock Hill High	High	\$189,919.74	\$0.82	54,740



District	Name of Facility	Type	Total Energy Cost	Cost/Sq.Ft.	BTU/Sq.Ft.
YRKCTY #3	Rosewood Elem	Elem	\$79,270.02	\$1.43	58,658
YRKCTY #3	Sullivan Middle	Middle	\$142,419.21	\$0.97	40,841
YRKCTY #3	Sunset Park Elem	Elem	\$77,492.24	\$1.33	42,129
YRKCTY #3	Sylvia Circle Elem	Elem	\$52,380.13	\$1.11	40,524
YRKCTY #3	York Co. Adult Ed.	Adult	\$14,220.38	\$1.11	46,786
YRKCTY #3	York Road Elem	Elem	\$75,075.31	\$1.25	48,881

**THE FOLLOWING PAGES CONTAIN ALL  
OF THE 1994 DATA PRIORITIZED BY COST/SQ FT  
BY THE S.C. STATE ENERGY OFFICE**

## Cost/Sq Ft School Summary - FY94

District	-Name of Facility	Type	Total Energy Cost	COST/		
				SQ FT	BTU/Sq.Ft.	SQ FT
YRKCTY #3	Independence Elem	Elem	\$169.13	\$0.00	105	N/A
BMBCTY #2	District Office	D.O.	\$191.30	\$0.03	848	6,377
RICCTY #1	Central Services	Services	\$70,138.00	\$0.04	2,400	1,753,450
HAMCTY #1	Old Nat. Guard Armory	Armory	\$741.56	\$0.05	2,426	14,831
SPACTY #6	Blackstock Elem	Elem	\$4,238.00	\$0.08	2,779	52,975
LEXCTY #4	Former SIS Campus	Elem	\$3,319.13	\$0.17	8,949	19,524
OCOCTY	Oakway Elem	Elem	\$10,070.78	\$0.25	8,919	40,283
BNWCTY #19	Blackville-Hilda Gym	igh (Gym)	\$5,327.94	\$0.26	24,081	20,492
BNWCTY #19	Blackville Middle	Middle	\$10,363.56	\$0.28	19,803	37,013
LEXCTY #1	District Office	D.O.	\$2,287.38	\$0.32	16,133	7,148
NEWCTY	Little Mt. Elem	Elem	\$8,596.96	\$0.32	16,676	26,866
PICCTY	Easley High	High	\$97,662.30	\$0.34		287,242
RICCTY #1	Logan	Elem	\$30,178.00	\$0.35	28,920	86,223
KERCTY	Mt. Pisgah Elem	Elem	\$15,331.95	\$0.35	31,439	43,806
FLOCTY #1	Warehouse	Warehouse	\$19,492.28	\$0.35	15,396	55,692
OCOCTY	Keowee Elem	Elem	\$28,292.08	\$0.36	25,018	78,589
NEWCTY	Prosperity Elem	Elem	\$11,306.28	\$0.36	59,922	31,406
MARCTY #1	Maintenance Facility	Maint.	\$2,163.65	\$0.36	27,357	6,010
GNDCTY#50	East End School	Elem	\$19,635.69	\$0.37	44,397	53,069
HAMCTY #2	Estill Elem	Elem	\$31,970.42	\$0.38	26,506	84,133
OCOCTY	Walhalla High	Elem	\$67,414.65	\$0.38	21,293	177,407
FLOCTY #4	Timmonsviolle Primary	Primary	\$5,886.60	\$0.38	19,816	15,491
LEXCTY #1	Lexington Elem	Elem	\$13,226.32	\$0.39	28,648	33,914
LEXCTY #1	Saxe Gotha Elem	Elem	\$39,890.76	\$0.39	22,422	102,284
HAMCTY #1	Varnville Elem	Elem	\$19,446.21	\$0.40	21,512	48,616
BNWCTY #19	Blackville-Hilda High	High	\$16,885.96	\$0.40	22,035	42,215
GNDCTY#51	Ware Shoals High	High	\$30,066.24	\$0.40	35,109	75,166
GNDCTY#50	Southside Junior High	Middle	\$35,765.68	\$0.40	41,770	89,414
CTFCTY	Shannon Elem	Elem	\$7,194.85	\$0.41	39,357	17,548
SPACTY #3	Cannons Elem	Elem	\$20,547.00	\$0.41	15,424	50,115
GNDCTY#50	Brewer Intermediate	Inter.	\$35,940.63	\$0.41	53,225	87,660
GNDCTY#50	Northside Junior High	Middle	\$41,347.56	\$0.41	43,846	100,848
LEXCTY #1	White Knoll Middle	Middle	\$64,495.87	\$0.41	23,730	157,307
LEXCTY #1	White Knoll Elem	Elem	\$41,506.18	\$0.42	23,989	98,824
NEWCTY	Garmany Elem	Elem	\$9,023.83	\$0.43	35,747	20,986
LEXCTY #1	Gilbert Middle	Middle	\$51,567.39	\$0.43	21,835	119,924
LRNCTY#55	Gray Court-Owings	Elem	\$31,625.87	\$0.44	36,535	71,877
MARCTY #2	Maintenance Shop	Maint.	\$3,545.07	\$0.44	30,936	8,057
LEECTY	Bishopville Primary	Primary	\$25,564.00	\$0.44	14,692	58,100
ONGCTY #4	Cope Area Voc. Ctr.	Career	\$17,920.00	\$0.45	30,962	39,822
ONGCTY #5	Administration	D.O.	\$19,952.26	\$0.45	31,912	44,338
NEWCTY	Pomaria Elem	Elem	\$10,921.25	\$0.45	46,004	24,269
MARCTY #1	Springville Child Dev.	Elem	\$4,719.00	\$0.45	19,546	10,487
RICCTY #1	Moore Elem	Elem	\$27,909.00	\$0.45	22,896	62,020
ONGCTY #8	ranchville Pub. School	Public	\$33,842.15	\$0.45	37,433	75,205
SPACTY #6	Warehouse	Warehouse	\$8,700.00	\$0.45	30,497	19,333

SPACTY #6	District Support Op.	D.O.	\$36,943.31	\$0.46	34,080	80,312
RICCTY #1	Rosewood Elem	Elem	\$18,901.00	\$0.46	31,777	41,089
NEWCTY	Rikard Elem	Elem	\$9,605.14	\$0.47	51,114	20,436
OCOCTY	Tamassee-Salem High	High	\$41,321.02	\$0.47	29,174	87,917
ANDCTY #3	Starr-Iva Middle	Middle	\$37,220.00	\$0.47	28,434	79,191
ONGCTY #4	Edisto Primary	Primary	\$34,775.00	\$0.47	42,784	73,989
KERCTY	Maint. Warehouse	Warehouse	\$4,722.28	\$0.47	35,321	10,047
LEXCTY #1	Red Bank Elem	Elem	\$49,134.09	\$0.48	26,096	102,363
OCOCTY	Tamassee Elem	Elem	\$20,370.78	\$0.48	54,046	42,439
RICCTY #1	Dreher High	High	\$143,769.00	\$0.48	27,246	299,519
OCOCTY	Westminster Middle	Middle	\$35,127.11	\$0.48	43,240	73,181
RICCTY #1	Watkins Elem	Elem	\$21,723.00	\$0.49	26,448	44,333
OCOCTY	Fair Play Elem	Elem	\$18,204.56	\$0.49	39,041	37,152
GNDCTY#50	Emerald Junior High	Middle	\$39,993.98	\$0.49	50,576	81,620
LRNCTY#56	District Office	D.O.	\$15,575.77	\$0.50	44,652	31,152
LEXCTY #5	H.E. Corley Elem	Elem	\$51,391.00	\$0.50	31,368	102,782
ONGCTY #2	Bowman Public School	Elem	\$68,566.00	\$0.50	28,687	137,132
SPACTY #6	Roebuck Elem	Elem	\$50,652.00	\$0.50	24,510	101,304
BNWCTY #19	Macedonia Elem	Elem	\$26,619.08	\$0.50	50,745	53,238
BMBCTY #1	Ehrhardt Elem	Elem	\$12,289.00	\$0.50	31,019	24,578
BNWCTY #19	ETV Taping Center	ETV	\$1,492.81	\$0.50	29,534	2,986
HORCTY	Conway Middle	Middle	\$68,529.63	\$0.50	27,316	137,059
MLBCTY	McColl Middle	Middle	\$40,012.76	\$0.50	48,206	80,026
MLBCTY	Clio Middle	Middle	\$27,856.73	\$0.50	48,722	55,713
CTFCTY	Operations Center	Operations	\$12,486.76	\$0.50	26,513	24,974
OCOCTY	Purchasing	D.O.	\$4,096.71	\$0.51	40,615	8,033
LEXCTY #1	Lexington Inter.	Inter.	\$25,609.50	\$0.51	28,721	50,215
YRKCTY #1	York Jr. High	Middle	\$49,012.33	\$0.51	27,660	96,103
NEWCTY	Reuben Elem	Elem	\$15,949.19	\$0.52	43,088	30,672
GNDCTY#51	Ware Shoals (Darby)	Elem	\$8,077.64	\$0.52	45,034	15,534
HORCTY	Horry Elem	Elem	\$9,046.48	\$0.52	26,221	17,397
FLOCTY #2	Hannah-Pamplico Elem	Elem	\$30,932.13	\$0.52	17,044	59,485
RICCTY #1	Webber K-8 School	Elem/Mid	\$54,127.00	\$0.52	26,616	104,090
GNDCTY#50	Woodfields Primary	Primary	\$22,531.34	\$0.52	60,243	43,330
HAMCTY #1	Brunson Elem	Elem	\$24,386.64	\$0.53	32,067	46,013
RICCTY #1	Thomas Elem	Elem	\$43,993.00	\$0.53	27,893	83,006
RICCTY #1	Brockman Special	Elem	\$20,322.00	\$0.53	32,727	38,343
LEXCTY #1	Lexington Elem	Elem	\$49,749.43	\$0.53	29,066	93,867
LANCTY	Andrew Jackson Mid	Middle	\$40,369.67	\$0.53	23,410	76,169
ABCTY#6	Wright Middle School	Middle	\$28,724.66	\$0.53	50,697	54,197
OCOCTY	Business Office	D.O.	\$26,864.22	\$0.54	28,645	49,749
LEXCTY #1	Pelion High	High	\$55,988.64	\$0.54	29,467	103,683
SPACTY #4	Woodruff Primary	Primary	\$50,286.42	\$0.54	31,875	93,123
LEXCTY #1	Lexington Tech	Career	\$44,397.51	\$0.55	30,213	80,723
ONGCTY #5	Calhoun Orangeburg	Career	\$55,337.86	\$0.55	34,908	100,614
HORCTY	Frinklea Career Ctr.	Career	\$36,767.58	\$0.55	35,325	66,850
DILCTY #3	School District	District	\$199,874.00	\$0.55	81,996	363,407
YRKCTY #1	Harold C. Johnson El.	Elem	\$49,313.00	\$0.55	24,305	89,660
HAMCTY #1	Fennell Elem	Elem	\$29,645.89	\$0.55	29,723	53,902
GNDCTY#50	Oakland Elem	Elem	\$31,225.60	\$0.55	51,653	56,774

LEXCTY #1	Gilbert High	High	\$65,098.51	\$0.55	29,740	118,361
LEXCTY #1	Lexington Middle	Middle	\$60,651.82	\$0.55	29,242	110,276
SUMCTY #2	Ebenezer Jr. High	Middle	\$42,743.00	\$0.55	23,317	77,715
GNDCTY#50	Merrywood Primary	Primary	\$33,170.68	\$0.55	53,194	60,310
HAMCTY #1	Ben Hazel Primary	Primary	\$13,785.53	\$0.55	29,996	25,065
HORCTY	Admin/Support Serv.	D.O.	\$71,449.67	\$0.56	30,453	127,589
RICCTY #1	Bradley Elem	Elem	\$29,615.00	\$0.56	28,967	52,884
YRKCTY #1	Hunter St. Elem	Elem	\$38,951.00	\$0.56	24,924	69,555
GTNCTY	Plantersville Elem	Elem	\$21,804.15	\$0.56	41,555	38,936
FLOCTY #1	Savannah Grove Elem	Elem	\$31,933.27	\$0.56	25,516	57,024
MARCTY #1	Marion Elem.	Elem	\$45,270.04	\$0.56	36,209	80,839
OCOCTY	Seneca Middle	Middle	\$80,422.56	\$0.56	40,940	143,612
RICCTY #1	Saint Andrews Middle	Middle	\$71,412.00	\$0.56	35,898	127,521
RICCTY #1	Hand Middle	Middle	\$70,941.00	\$0.56	31,508	126,680
OCOCTY	Code Elementary	Elem	\$43,412.00	\$0.57	40,634	76,161
ABCTY#6	Westwood Elementary	Elem	\$33,435.98	\$0.57	34,524	58,660
CTFCTY	Chesterfield Middle	Middle	\$33,335.10	\$0.57	36,721	58,483
BMBCTY #2	Denmark-Olar Prim/El.	Prim/Elem	\$36,803.82	\$0.57	44,029	64,568
UNICTY	Lockhart Area Schools	Elem	\$32,202.00	\$0.58	42,177	55,521
RICCTY #1	Rhame Elem	Elem	\$30,079.00	\$0.58	31,049	51,860
RICCTY #1	Meadowfield Elem	Elem	\$35,685.00	\$0.58	42,907	61,526
PICCTY	Simpson Academy	Elem	\$24,575.17	\$0.58		42,371
FLOCTY #1	West Florence High	High	\$127,181.05	\$0.58	25,841	219,278
HAMCTY #1	North Dist. Middle	Middle	\$29,980.54	\$0.58	33,510	51,691
PICCTY	Richard Gettys Mid.	Middle	\$84,503.06	\$0.58		145,695
MARCTY #2	N. Mullins (Annex)	Primary	\$16,129.75	\$0.58	32,357	27,810
HORCTY	Kingston Elem	Elem	\$14,212.49	\$0.59	26,636	24,089
HORCTY	Midland Elem	Elem	\$13,554.84	\$0.59	37,814	22,974
YRKCTY #1	Hickory Grove-Sharon	Elem	\$31,561.00	\$0.59	24,764	53,493
ANDCTY #3	Starr Elem	Elem	\$37,057.00	\$0.59	50,919	62,808
BMBCTY #1	Richard Carroll Elem	Elem	\$23,218.00	\$0.59	35,927	39,353
YRKCTY #1	Maintenance Center	Maint.	\$8,072.00	\$0.59	37,961	13,681
ONGCTY #5	William J. Clark Middle	Middle	\$69,317.31	\$0.59	40,633	117,487
DILCTY #2	J.V. Martin Jr. High	Middle	\$85,041.00	\$0.59	35,611	144,137
UNICTY	Sims Jr. High	Middle	\$47,431.00	\$0.59	51,321	80,392
DILCTY #2	Adult Education	Adult	\$2,540.00	\$0.60	19,707	4,233
CTFCTY	McBee Elem	Elem	\$26,326.02	\$0.60	40,734	43,877
SUMCTY #2	St. John Elem	Elem	\$17,898.08	\$0.60	22,187	29,830
RICCTY #1	Horrell Hill Elem	Elem	\$33,457.00	\$0.60	30,270	55,762
RICCTY #1	Burnside Elem	Elem	\$20,875.00	\$0.60	32,767	34,792
DARCTY	St. John Elem	Elem	\$88,462.00	\$0.60	27,721	147,437
GNDCTY#50	Matthews Elem	Elem	\$21,855.72	\$0.60	68,600	36,426
HAMCTY #1	Hampton Elem	Elem	\$29,532.95	\$0.60	35,958	49,222
PICCTY	Gettys Center	Elem	\$8,236.53	\$0.60		13,728
SPACTY #3	Broome High	High	\$71,805.00	\$0.60	28,457	119,675
HORCTY	Loris High	High	\$102,324.54	\$0.60	33,844	170,541
SPACTY #6	Pauline Gleen Springs	Elem	\$27,275.00	\$0.61	23,026	44,713
CLARCTY #3	Walker-Gamble Elem	Elem	\$32,468.77	\$0.61	42,806	53,227
LEXCTY #4	Frances Mack Elem	Elem	\$44,338.98	\$0.61	34,002	72,687
HORCTY	Whittemoore Park Mid.	Middle	\$85,801.67	\$0.61	38,362	140,658

SPACTY #3	Mid. School of Pacolet	Middle	\$36,865.00	\$0.61	29,111	60,434
RICCTY #1	Sanders Middle	Middle	\$62,504.00	\$0.61	32,322	102,466
FLOCTY #1	Southside Middle	Middle	\$73,289.77	\$0.61	42,489	120,147
GNDCTY#52	Edgewood Middle	Middle	\$29,221.30	\$0.61	38,344	47,904
LEXCTY #1	Oak Grove Elem	Elem	\$40,307.94	\$0.62	34,006	65,013
GTNCTY	Kensington Elem	Elem	\$38,139.77	\$0.62	31,614	61,516
RICCTY #2	Blythewood Life-Long	Elem	\$22,619.78	\$0.62	32,909	36,484
SPACTY #3	Cowpens Elem	Elem	\$60,794.00	\$0.62	27,583	98,055
LEXCTY #5	Chapin Middle	Middle	\$58,249.26	\$0.62	33,124	93,950
MARCTY #2	District Office	D.O.	\$7,095.34	\$0.63	41,223	11,262
RICCTY #1	Lyon St. Elem	Elem	\$18,634.00	\$0.63	34,792	29,578
CTFCTY	Plainview Elem	Elem	\$20,356.79	\$0.63	46,679	32,312
CTFCTY	Jefferson Elem	Elem	\$32,920.50	\$0.63	48,474	52,255
LRNCTY#56	M.S. Bailey Elem	Elem	\$28,514.00	\$0.63	42,335	45,260
LEECTY	Bishopville High	High	\$33,225.00	\$0.63	28,309	52,738
LEXCTY #1	Lexington High	High	\$187,186.94	\$0.63	32,912	297,122
NEWCTY	Newberry Middle	Middle	\$51,230.44	\$0.63	52,045	81,318
CTFCTY	Edwards Elem	Elem	\$37,610.96	\$0.64	41,764	58,767
RICCTY #1	Olympia Special School	Elem	\$57,765.00	\$0.64	65,605	90,258
SPACTY #3	Pacolet Elem	Elem	\$62,258.00	\$0.64	29,713	97,278
LEXCTY #1	Gilbert Elem	Elem	\$56,075.14	\$0.64	33,467	87,617
RICCTY #2	Lonnie B. Nelson El.	Elem	\$41,746.11	\$0.64	35,478	65,228
AKNCTY	Warrenville Elem	Elem	\$12,151.78	\$0.64	56,115	18,987
HORCTY	Green Sea Floyds Hi	High	\$98,364.32	\$0.64	32,110	153,694
CLARCTY #2	Manning High	High	\$83,931.32	\$0.64	26,805	131,143
GNDCTY#50	Central Inst. Center	Inst. Ctr.	\$14,642.98	\$0.64	82,810	22,880
ANDCTY #4	Pendleton Jr. High	Middle	\$47,273.20	\$0.64	48,347	73,864
UNICTY	Excelsior Middle	Middle	\$37,566.00	\$0.64	37,352	58,697
GNDCTY#50	Pinecrest Elem	Elem	\$39,506.00	\$0.65	47,719	60,778
LANCTY	Health Springs Elem	Elem	\$38,672.48	\$0.65	55,192	59,496
SPACTY #6	Houston Elem	Elem	\$42,178.83	\$0.65	36,372	64,891
RICCTY #1	S. Kilbourne Elem	Elem	\$28,470.00	\$0.65	37,124	43,800
FLOCTY #1	South Florence High	High	\$139,156.47	\$0.65	27,644	214,087
PICCTY	Pickens Middle	Middle	\$60,782.73	\$0.65		93,512
MARCTY #2	N. Mullins Primary	Primary	\$27,324.73	\$0.65	20,664	42,038
GTNCTY	McDonald Elem	Elem	\$40,092.21	\$0.66	35,208	60,746
PICCTY	Ambler Elem	Elem	\$14,928.75	\$0.66		22,619
MARCTY #2	Palmetto School	Elem	\$31,434.63	\$0.66	27,950	47,628
RICCTY #1	Neal Learning Ctr.	Elem	\$22,032.00	\$0.66	34,593	33,382
BNWCTY #45	Barnwell El, Mid, High	El, Mid, Hi.	\$222,763.00	\$0.66	40,759	337,520
RICCTY #1	Eau Claire High	High	\$160,805.00	\$0.66	37,559	243,644
RICCTY #1	Columbia High	High	\$186,894.00	\$0.66	32,844	283,173
RICCTY #1	AC Flora High	High	\$115,471.00	\$0.66	42,946	174,956
OCOCTY	Walhalla Middle	Middle	\$65,962.33	\$0.66	36,523	99,943
HORCTY	Conway Primary	Primary	\$30,328.94	\$0.66	28,569	45,953
ONGCTY #4	District Office	D.O.	\$2,402.00	\$0.67	61,441	3,585
PICCTY	Liberty High	High	\$67,512.54	\$0.67		100,765
BMBCTY #1	Bamberg-Ehrhardt High	High	\$68,201.00	\$0.67	36,175	101,793
GTNCTY	Pleasant Hill Middle	Middle	\$35,295.53	\$0.67	59,807	52,680
CTFCTY	Cheraw Primary	Primary	\$58,568.51	\$0.67	27,826	87,416

YRKCTY #1	District Office	D.O.	\$14,073.00	\$0.68	31,332	20,696
MLBCTY	McColl Elem	Elem	\$32,758.89	\$0.68	37,918	48,175
SUMCTY#17	Instructional Center	Elem	\$30,649.01	\$0.68	25,158	45,072
ONGCTY #5	Nix Elem	Elem	\$25,668.47	\$0.68	76,003	37,748
FLOCTY #4	Brockington Elem	Elem	\$27,440.26	\$0.68	26,920	40,353
HORCTY	St. James Elem	Elem	\$37,480.73	\$0.68	37,253	55,119
MARCTY #1	Easterling Elem	Elem	\$50,176.79	\$0.68	26,112	73,789
OCOCTY	Northside Elem	Elem	\$22,317.39	\$0.68	52,154	32,820
LEXCTY #5	Dutch Fork High	High	\$177,348.45	\$0.68	35,989	260,807
MARCTY #1	Johnakin High	High	\$53,869.07	\$0.68	33,428	79,219
RICCTY #1	Lower Richland High	High	\$199,353.00	\$0.68	41,692	293,166
HORCTY	St. James Middle	Middle	\$65,504.37	\$0.68	42,780	96,330
HORCTY	Myrtle Beach Middle	Middle	\$54,966.11	\$0.68	33,490	80,833
LEXCTY #5	Dutch Fork Elem	Elem	\$57,969.85	\$0.69	38,294	84,014
AKNCTY	Redcliffe Elem	Elem	\$45,368.78	\$0.69	29,474	65,752
PICCTY	East End Elem	Elem	\$24,682.68	\$0.69		35,772
HORCTY	Loris Elem	Elem	\$48,652.23	\$0.69	26,206	70,510
CTFCTY	Ruby Elem	Elem	\$29,464.55	\$0.69	27,953	42,702
GNDCTY#52	Ninety Six Elem	Elem	\$45,822.20	\$0.69	55,325	66,409
LEXCTY #5	Chapin High	High	\$110,550.45	\$0.69	37,361	160,218
LANCTY	Indial Land High	High	\$61,173.78	\$0.69	31,061	88,658
LEXCTY #4	Swansea High	High	\$87,512.72	\$0.69	43,388	126,830
SPACTY #4	Woodruff High	High	\$66,980.49	\$0.69	49,891	97,073
LEXCTY #5	Irmo Middle - I	Middle	\$97,049.33	\$0.69	39,602	140,651
ONGCTY #3	Holly Hill Middle	Middle	\$47,784.00	\$0.69	37,170	69,252
HAMCTY #2	Estill Middle	Middle	\$35,599.98	\$0.69	38,184	51,594
CHLCTY	Charleston County		\$3,893,091.00	\$0.70	58,803	5,561,559
HORCTY	N. Myrtle Beach El.	Elem	\$52,580.74	\$0.70	38,184	75,115
LRNCTY#56	Clinton Elem	Elem	\$40,689.53	\$0.70	48,039	58,128
SUMCTY #2	R.E. Davis Elem	Elem	\$50,519.32	\$0.70	27,161	72,170
LRNCTY#55	Hickory Tavern	Elem	\$39,283.34	\$0.70	41,050	56,119
HORCTY	Aynor High	High	\$130,524.24	\$0.70	31,379	186,463
FLOCTY #1	Moore Middle	Middle	\$63,082.69	\$0.70	38,943	90,118
GTNCTY	Browns Ferry Elem	Elem	\$23,246.21	\$0.71	36,785	32,741
LEXCTY #5	Harbison West Elem	Elem	\$81,285.05	\$0.71	42,004	114,486
ABCTY#6	Greenville Street Elem	Elem	\$26,822.73	\$0.71	49,923	37,778
HORCTY	Conway Elem	Elem	\$40,873.31	\$0.71	31,379	57,568
PICCTY	Pickens Elem	Elem	\$35,449.62	\$0.71		49,929
RICCTY #1	Greenview Elem	Elem	\$32,097.00	\$0.71	34,339	45,207
RICCTY #2	Bethel-Hanberry	Elem	\$53,042.66	\$0.71	36,305	74,708
PICCTY	Morrison Elem	Elem	\$43,603.93	\$0.71		61,414
PICCTY	Daniel High	High	\$71,182.58	\$0.71		100,257
ANDCTY #4	Riverside Middle	Middle	\$28,178.69	\$0.71	51,398	39,688
RICCTY #1	Millcreek Elem	Elem	\$28,164.00	\$0.72	42,994	39,117
RICCTY #1	Pack Elem	Elem	\$23,903.00	\$0.72	39,489	33,199
RICCTY #1	McCants Elem	Elem	\$17,438.00	\$0.72	39,150	24,219
MARCTY #2	McCormick Elem	Elem	\$26,740.33	\$0.72	21,922	37,139
HORCTY	Myrtle Beach High	High	\$168,635.16	\$0.72	45,060	234,216
AKNCTY	Leavelle-McCambell	Middle	\$52,064.29	\$0.72	60,160	72,312
ONGCTY #3	Holly Hill Primary	Primary	\$24,735.00	\$0.72	46,421	34,354

ANDCTY #2	Administrative Office	D.O.	\$10,895.17	\$0.73	44,104	14,925
GTNCTY	Deep Creek Elem	Elem	\$25,939.92	\$0.73	39,005	35,534
FLOCTY #1	Greenwood Elem	Elem	\$48,206.12	\$0.73	24,199	66,036
SPACTY #6	Lone Oak Elem	Elem	\$28,858.00	\$0.73	46,066	39,532
ONGCTY #5	Rivelon Elem	Elem	\$19,845.82	\$0.73	45,358	27,186
HORCTY	Forestbrook Elem	Elem	\$63,579.55	\$0.73	42,288	87,095
SPACTY #6	Cleveland Elem	Elem	\$74,752.75	\$0.73	49,066	102,401
LEXCTY #1	Pelion Elem	Elem	\$58,348.33	\$0.73	37,986	79,929
HORCTY	Pee Dee Elem	Elem	\$21,444.56	\$0.73	33,569	29,376
LANCTY	Lancaster High	High	\$176,731.66	\$0.73	41,608	242,098
YRKCTY #1	York Comp. High	High	\$151,416.00	\$0.73	45,076	207,419
ONGCTY #3	Vance-Providence Pri.	Primary	\$22,253.00	\$0.73	53,720	30,484
FLOCTY #1	Paynor Adult Ed.	Adult	\$44,128.30	\$0.74	27,268	59,633
RICCTY #2	Conder Elem	Elem	\$43,369.94	\$0.74	45,939	58,608
FLOCTY #1	Lester Elem	Elem	\$52,709.93	\$0.74	36,238	71,230
UNICTY	Buffalo Elem	Elem	\$46,470.00	\$0.74	32,793	62,797
FLOCTY #1	Wilson High	High	\$166,721.09	\$0.74	45,298	225,299
SUMCTY #2	Mayewood High	High	\$61,345.60	\$0.74	30,949	82,899
ONGCTY #4	Carver-Edisto Middle	Middle	\$43,750.00	\$0.74	55,608	59,122
SPACTY #6	Fairforest Middle	Middle	\$93,118.00	\$0.74	40,138	125,835
SPACTY #4	Woodruff Jr. High	Middle	\$50,652.95	\$0.74	50,863	68,450
YRKCTY #3	Operations Center	Operations	\$44,019.57	\$0.74	57,508	59,486
WILCTY	Williamsburg Schools	District	\$703,662.51	\$0.75	29,841	938,217
GTNCTY	Administration Office	D.O.	\$87,926.07	\$0.75	45,771	117,235
ANDCTY #3	Iva Elementary	Elem	\$37,508.00	\$0.75	60,072	50,011
DARCTY	St. David Academy	Elem	\$10,404.00	\$0.75	75,123	13,872
LRNCTY#55	Sanders Elem	Elem	\$37,591.28	\$0.75	54,900	50,122
CRKCTY	BD Lee Elem	Elem	\$41,181.00	\$0.75	47,032	54,908
NEWCTY	Mid Carolina High	High	\$49,433.01	\$0.75	54,750	65,911
SUMCTY #2	Furman High	High	\$68,476.92	\$0.75	35,088	91,303
CTFCTY	Cheraw High	High	\$100,281.68	\$0.75	30,787	133,709
RICCTY #2	Spring Valley High	High	\$288,032.90	\$0.75	45,011	384,044
BMBCTY #2	Denmark-Olar High	High	\$46,132.82	\$0.75	56,280	61,510
MARCTY #4	Superintendent's Home	Home	\$2,387.00	\$0.75	33,371	3,183
LEXCTY #2	Fulmer Middle	Middle	\$47,750.57	\$0.75	41,318	63,667
AKNCTY	AL Corbett Middle	Middle	\$40,129.64	\$0.75	59,676	53,506
CALCTY	Calhoun Public School	Public	\$220,349.26	\$0.75	45,442	293,799
DARCTY	Spaulding Elem	Elem	\$21,341.00	\$0.76	28,429	28,080
SPACTY #6	Pine Street Elem	Elem	\$67,926.73	\$0.76	45,156	89,377
RICCTY #1	Burton Elem	Elem	\$19,714.00	\$0.76	40,033	25,939
ONGCTY #1	Springfield Elem	Elem	\$25,674.09	\$0.76	79,125	33,782
HORCTY	Waccamaw Elem	Elem	\$55,706.40	\$0.76	37,375	73,298
HORCTY	Socastee High	High	\$166,607.32	\$0.76	35,834	219,220
OCOCTY	Seneca High	High	\$141,884.98	\$0.76	42,818	186,691
RICCTY #1	Keenan High	High	\$145,463.00	\$0.76	55,381	191,399
LANCTY	Buford High	High	\$101,957.52	\$0.76	37,945	134,155
SUMCTY#17	Alice Middle	Middle	\$92,291.39	\$0.76	35,027	121,436
LANCTY	Buford Middle	Middle	\$47,661.50	\$0.76	71,132	62,713
CLARCTY #2	Manning Middle	Middle	\$61,098.96	\$0.76	26,527	80,393
GNDCTY#50	Greenwood Vocational	Career	\$44,535.00	\$0.77	63,568	57,838



CLARCTY #2	Alcolu Elem	Elem	\$28,263.93	\$0.77	31,064	36,706
CRKCTY	Bramlett Elem	Elem	\$53,238.00	\$0.77	48,589	69,140
DARCTY	Carolina Elem	Elem	\$32,395.00	\$0.77	30,726	42,071
SPACTY #6	Fairforest Elem	Elem	\$37,907.00	\$0.77	31,555	49,230
RICCTY #1	Nance Elem	Elem	\$27,101.00	\$0.77	49,837	35,196
GNDCTY#50	Lakeview Elem	Elem	\$41,351.83	\$0.77	59,310	53,704
FLOCTY #1	Royall Elem	Elem	\$39,881.79	\$0.77	40,697	51,795
SPACTY #5	James F. Byrnes High	High	\$360,341.20	\$0.77	48,983	467,976
ABCTY#6	Dixie High School	High	\$42,190.19	\$0.77	57,871	54,792
ONGCTY #3	Holly Hill Roberts Hi.	High	\$83,346.00	\$0.77	42,489	108,242
ANDCTY #3	Crescent High	High	\$70,146.00	\$0.77	56,074	91,099
PICCTY	Liberty Middle	Middle	\$63,792.47	\$0.77		82,847
LEXCTY #5	Career Center	Career	\$67,377.44	\$0.78	40,737	86,381
MCCCTY	McCormick District	District	\$145,768.00	\$0.78	46,706	186,882
SPACTY #4	District Office	D.O.	\$7,445.94	\$0.78	31,633	9,546
SPACTY #6	Mary H. Wright Elem	Elem	\$53,489.30	\$0.78	48,023	68,576
SPACTY #3	Clifdale Elem	Elem	\$67,431.00	\$0.78	33,863	86,450
LEXCTY #4	Swansea Elem	Elem	\$49,812.54	\$0.78	44,199	63,862
ONGCTY #4	Edisto High	High	\$73,198.00	\$0.78	52,741	93,844
ALNCTY	Allendale-Fairfax High	High	\$127,356.81	\$0.78	52,993	163,278
CLARCTY #3	East Clarendon Hi/Mid	Hi/Mid	\$51,693.90	\$0.78	44,748	66,274
ONGCTY #3	Holly Hill Inter.	Inter.	\$36,446.00	\$0.78	47,635	46,726
RICCTY #2	Summit Parkway Mid	Middle	\$89,979.11	\$0.78	41,861	115,358
DORCTY	School District	District	\$1,168,350.45	\$0.79	40,574	1,478,925
LANCTY	District Office	D.O.	\$33,196.42	\$0.79	41,054	42,021
UNICTY	Jonesville Elem	Elem	\$41,677.00	\$0.79	46,305	52,756
RICCTY #1	Satchel Ford Elem	Elem	\$41,821.00	\$0.79	42,848	52,938
ANDCTY #4	Pendleton High	High	\$122,645.13	\$0.79	52,205	155,247
GNDCTY#52	Ninety Six High	High	\$64,821.19	\$0.79	52,591	82,052
AKNCTY	Ridge Spring Monetta	High	\$34,494.13	\$0.79	50,542	43,663
CRKCTY	Gaffney High	High	\$121,492.00	\$0.79	45,320	153,787
FLOCTY #4	Timmons ville Hi/Mid	Hi/Mid.	\$35,688.88	\$0.79	32,324	45,176
AKNCTY	North Augusta Middle	Middle	\$45,577.06	\$0.79	59,491	57,692
PICCTY	R.C. Edwards Jr. High	Middle	\$78,741.57	\$0.79		99,673
CTFCTY	Long Junior High	Middle	\$37,573.98	\$0.79	51,197	47,562
RICCTY #1	Perry Middle	Middle	\$92,834.00	\$0.79	41,374	117,511
RICCTY #1	Gibbes Middle	Middle	\$73,787.00	\$0.79	41,598	93,401
DARCTY	Southside Elem	Elem	\$24,439.00	\$0.80	49,467	30,549
PICCTY	West End Elem	Elem	\$48,993.75	\$0.80		61,242
LEXCTY #2	Saluda River Elem	Elem	\$26,880.68	\$0.80	50,133	33,601
FLOCTY #1	Briggs Elem	Elem	\$44,552.62	\$0.80	34,815	55,691
RICCTY #2	Rice Creek Elem	Elem	\$49,624.29	\$0.80	47,864	62,030
MARCTY #2	Palmetto Elem	Elem	\$31,277.15	\$0.80	34,220	39,096
RICCTY #2	Windsor Elem	Elem	\$56,065.26	\$0.80	50,804	70,082
NEWCTY	Gallman Elem	Elem	\$42,214.94	\$0.80	66,769	52,769
ANDCTY #2	Belton-Honea Path	High	\$88,699.29	\$0.80	56,463	110,874
ABCTY#6	Calhoun Falls High	High	\$37,288.80	\$0.80	44,002	46,611
FLOCTY #4	Timmons ville High	High	\$26,839.74	\$0.80	32,697	33,550
AKNCTY	LBC Middle	Middle	\$62,876.08	\$0.80	93,781	78,595
SPACTY #6	Gable Middle	Middle	\$93,655.00	\$0.80	45,547	117,069

RICCTY #1	Hopkins Middle	Middle	\$105,162.00	\$0.80	37,233	131,453
OCOCTY	Hamilton Career	Career	\$65,025.46	\$0.81	49,860	80,278
PICCTY	Central Elem	Elem	\$38,202.31	\$0.81		47,163
DARCTY	W Hartsville Elem	Elem	\$29,320.00	\$0.81	30,210	36,198
CRKCTY	Goucher Elem	Elem	\$14,750.00	\$0.81	62,093	18,210
LEXCTY #2	Springdale Elem	Elem	\$22,407.36	\$0.81	43,819	27,663
KERCTY	Midway Elem	Elem	\$37,458.53	\$0.81	29,571	46,245
LANCTY	North Elem	Elem	\$58,311.34	\$0.81	64,265	71,989
RICCTY #2	Forest Lake Elem	Elem	\$41,580.41	\$0.81	50,755	51,334
KERCTY	Lugoff-Elgin High	High	\$153,198.92	\$0.81	38,116	189,134
MARCTY #2	Mullins High	High	\$98,418.44	\$0.81	33,986	121,504
HORCTY	Green Sea Floyds E.	Elem	\$65,612.83	\$0.82	39,822	80,016
UNICTY	Monarch Elem	Elem	\$44,433.00	\$0.82	36,827	54,187
BMBCTY #1	Bamberg-Ehrhardt Elem	Elem	\$29,533.00	\$0.82	49,780	36,016
RICCTY #1	Gadsden Elem	Elem	\$22,739.00	\$0.82	36,772	27,730
SPACTY #4	Woodruff Elem	Elem	\$46,040.96	\$0.82	43,553	56,148
PICCTY	Forest Acres Elem	Elem	\$51,979.55	\$0.82		63,390
HORCTY	Conway High	High	\$199,670.84	\$0.82	47,617	243,501
RICCTY #1	CA Johnson High	High	\$128,319.00	\$0.82	43,255	156,487
YRKCTY #3	Rock Hill High	High	\$189,919.74	\$0.82	54,740	231,609
ANDCTY #2	Marshall Primary	Primary	\$33,997.48	\$0.82	50,264	41,460
RICCTY #1	Heyward Career Ctr.	Career	\$68,136.00	\$0.83	60,843	82,092
LEXCTY #5	Nursery Road Elem	Elem	\$95,536.73	\$0.83	44,451	115,104
MARCTY #1	Southside Annes	Elem	\$19,385.47	\$0.83	15,373	23,356
PICCTY	Six Mile Elem	Elem	\$54,549.59	\$0.83		65,722
RICCTY #1	Caughman Road Elem	Elem	\$95,472.00	\$0.83	41,510	115,027
GTNCTY	Maryland Elem	Elem	\$53,044.92	\$0.83	41,403	63,910
DARCTY	Pate Elem	Elem	\$46,286.00	\$0.83	31,230	55,766
UNICTY	Foster Park Elem	Elem	\$37,596.00	\$0.83	55,208	45,296
CTFCTY.	Petersburg Elem	Elem	\$60,864.40	\$0.83	54,108	73,331
ANDCTY #4	Pendleton Elem	Elem	\$43,865.11	\$0.83	69,223	52,850
GTNCTY	Rosemary Middle	Middle	\$65,224.65	\$0.83	44,152	78,584
FLOCTY #2	Hannah-Pamplico Mid	Middle	\$32,407.49	\$0.83	44,488	39,045
SUMCTY #2	Manchester Middle	Middle	\$73,031.38	\$0.83	36,293	87,990
LEXCTY #2	Busbee Middle	Middle	\$62,470.49	\$0.83	42,854	75,266
RICCTY #2	Support Service Ctr.	Service	\$32,216.05	\$0.83	69,755	38,815
MARCTY #4	Britton's Neck Elem	Elem	\$31,769.00	\$0.84	33,533	37,820
SPACTY #6	Bobo Elem	Elem	\$43,641.00	\$0.84	53,297	51,954
SUMCTY#17	Kingsbury	Elem	\$68,368.53	\$0.84	35,569	81,391
CRKCTY	Luther Vaughn Elem	Elem	\$47,971.00	\$0.84	52,761	57,108
LEXCTY #5	Chapin Elem	Elem	\$91,131.15	\$0.84	44,125	108,489
PICCTY	Crosswell Elem	Elem	\$44,742.96	\$0.84		53,265
MARCTY #2	Nichols Elem	Elem	\$13,999.00	\$0.84	23,980	16,665
UNICTY	Jonesville High	High	\$41,787.00	\$0.84	62,010	49,746
LANCTY	Andrew Jackson Hi.	High	\$94,392.79	\$0.84	70,286	112,372
MARCTY #4	Britton's Neck High	High	\$22,829.00	\$0.84	47,537	27,177
ONGCTY #1	Hunter-Kinard-Tyler	High	\$26,559.16	\$0.84	78,780	31,618
HORCTY	N. Myrtle Beach Mid.	Middle	\$61,231.56	\$0.84	34,097	72,895
YRKCTY #1	Jefferson Primary	Primary	\$39,366.00	\$0.84	35,923	46,864
HORCTY	Aynor Conway C.C.	Career	\$60,420.18	\$0.85	56,785	71,083

PICCTY	B.J. Skelton Career Ctr.	Career	\$68,297.70	\$0.85		80,350
PICCTY	Child Development	Elem	\$15,282.13	\$0.85		17,979
CRKCTY	Blacksburg Elem	Elem	\$33,611.00	\$0.85	67,953	39,542
CRKCTY	Macedonia Elem	Elem	\$16,128.00	\$0.85	79,344	18,974
HORCTY	Daisy Elem	Elem	\$52,744.37	\$0.85	42,141	62,052
HORCTY	Loris Elem Annex	Elem	\$32,050.34	\$0.85	37,565	37,706
UNICTY	P.E.R.C. Building	Elem	\$4,258.00	\$0.85	57,128	5,009
GTNCTY	Pleasant Hill High	High	\$87,247.38	\$0.85	42,831	102,644
DARCTY	Hartsville Jr. High	Middle	\$95,263.00	\$0.85	51,598	112,074
LEECTY	Lower Lee Primary	Primary	\$21,731.00	\$0.85	26,762	25,566
ONGCTY #5	Whittaker Elem	Elem	\$38,821.46	\$0.86	88,521	45,141
GNDCTY#51	Ware Shoals Elem	Elem	\$28,384.71	\$0.86	57,246	33,005
RICCTY #1	Sandel Elem	Elem	\$45,059.00	\$0.86	62,625	52,394
LEXCTY #2	Pair Elem	Elem	\$31,130.59	\$0.86	47,580	36,198
PICCTY	A.R. Lewis Elem	Elem	\$34,033.69	\$0.86		39,574
AKNCTY	Byrd Elementary	Elem	\$30,343.68	\$0.86	63,150	35,283
FLOCTY #1	Wallace Gregg Elem	Elem	\$27,884.89	\$0.86	39,000	32,424
FLOCTY #2	Hannah-Pamplico High	High	\$70,139.79	\$0.86	38,449	81,558
GTNCTY	Choppee High/Mid.	High/Mid	\$99,598.91	\$0.86	51,428	115,813
HORCTY	Socastee Middle	Middle	\$68,394.51	\$0.86	34,062	79,529
LRNCTY#56	Martha Dendy Mid.	Middle	\$40,319.85	\$0.86	53,542	46,884
CTFCTY	Pageland Middle	Middle	\$42,063.35	\$0.86	31,427	48,911
ONGCTY #3	Administrative	D.O.	\$7,695.00	\$0.87	61,756	8,845
DARCTY	Rosenwald Elem	Elem	\$27,169.00	\$0.87	32,727	31,229
RICCTY #2	Joseph Keels Elem	Elem	\$49,012.47	\$0.87	51,912	56,336
HORCTY	Aynor Elem Annex	Elem	\$13,452.51	\$0.87	46,140	15,463
OCOCTY	Walhalla Elem	Elem	\$45,306.52	\$0.87	45,178	52,076
DARCTY	N Hartsville Elem	Elem	\$31,559.00	\$0.87	32,900	36,275
LEXCTY #2	Taylor Elem	Elem	\$30,020.24	\$0.87	53,508	34,506
SPACTY #6	Spartanburg High	High	\$333,477.73	\$0.87	67,984	383,308
HAMCTY #1	Wade Hampton High	High	\$106,175.91	\$0.87	52,614	122,041
SPACTY #6	Dorman High	High	\$275,294.00	\$0.87	55,986	316,430
AKNCTY	Aiken High	High	\$102,297.19	\$0.87	80,747	117,583
NEWCTY	Mid Carolina Middle	Middle	\$35,874.29	\$0.87	44,820	41,235
CRKCTY	Blacksburg Primary	Primary	\$41,571.00	\$0.87	46,477	47,783
HORCTY	Myrtle Beach Primary	Primary	\$73,386.44	\$0.87	40,870	84,352
GNVCTY	School District	District	\$6,606,625.00	\$0.88	82,896	7,507,528
ANDCTY #4	Townville Elem	Elem	\$29,255.32	\$0.88	95,419	33,245
LEXCTY #5	Seven Oaks Elem	Elem	\$51,612.18	\$0.88	59,993	58,650
FLOCTY #1	Dewy L. Carter Elem	Elem	\$64,878.91	\$0.88	43,487	73,726
AKNCTY	Freedman Central	Elem	\$17,088.33	\$0.88	48,206	19,419
SUMCTY#17	Millwood	Elem	\$58,647.08	\$0.88	34,180	66,644
AKNCTY	North Augusta Elem	Elem	\$61,010.11	\$0.88	45,664	69,330
KERCTY	Bethune Elem	Elem	\$24,852.18	\$0.88	52,617	28,241
DILCTY #2	East Elementary	Elem	\$33,858.00	\$0.88	39,964	38,475
ALNCTY	Fairfax Elem	Elem	\$45,193.46	\$0.88	75,379	51,356
ABCTY#6	Donalds Elementary	Elem	\$12,501.62	\$0.88	34,652	14,206
GNDCTY#50	Greenwood High	High	\$175,964.87	\$0.88	66,388	199,960
PICCTY	Pickens High	High	\$101,284.85	\$0.88		115,096
SPACTY #6	Carver Jr. High	Middle	\$103,505.53	\$0.88	61,487	117,620

RICCTY #2	E.L. Wright Middle	Middle	\$104,235.52	\$0.88	49,434	118,449
RICCTY #1	Alcorn Middle	Middle	\$68,268.00	\$0.88	49,136	77,577
GNDCTY#51	Ware Shoals Primary	Primary	\$35,980.36	\$0.88	56,250	40,887
GTNCTY	Andrews Primary	Primary	\$75,443.34	\$0.88	39,509	85,731
FLOCTY #1	Carver Elem	Elem	\$46,367.25	\$0.89	43,790	52,098
LANCTY	Central Elem	Elem	\$21,418.63	\$0.89	63,572	24,066
SPACTY #6	Jesse Boyd Elem	Elem	\$78,694.48	\$0.89	55,110	88,421
ANDCTY #2	Wright Elem	Elem	\$14,194.06	\$0.89	64,323	15,948
RICCTY #2	Pontiac Elem	Elem	\$59,756.46	\$0.89	47,870	67,142
ONGCTY #3	St. James-Gaillard Elem	Elem	\$23,988.00	\$0.89	47,473	26,953
SUMCTY #2	Oakland Elem	Elem	\$49,181.30	\$0.89	34,455	55,260
DARCTY	Spring Elem	Elem	\$42,119.00	\$0.89	41,619	47,325
KERCTY	Camden High	High	\$168,899.14	\$0.89	37,021	189,774
ABCTY#6	Abbeville High School	High	\$66,586.39	\$0.89	68,605	74,816
GTNCTY	Waccamaw High	High	\$89,461.45	\$0.89	44,416	100,518
LEXCTY #2	B-C #1 Elem	Elem	\$26,543.45	\$0.90	50,890	29,493
AKNCTY	Jefferson Elem	Elem	\$62,615.28	\$0.90	101,226	69,573
GNDCTY#50	Hodges Elem	Elem	\$20,892.96	\$0.90	57,779	23,214
DARCTY	Mayo High	High	\$62,088.00	\$0.90	40,046	68,987
KERCTY	Bethune High	High	\$45,398.55	\$0.90	40,043	50,443
DARCTY	Spaulding Jr. High	Middle	\$61,050.00	\$0.90	40,364	67,833
FLOCTY #1	Williams Middle	Middle	\$66,614.51	\$0.90	31,150	74,016
HORCTY	N. Myrtle Beach Prim.	Primary	\$54,296.76	\$0.90	45,325	60,330
LEECTY	Lee County Vocational	Career	\$29,878.00	\$0.91	46,948	32,833
ONGCTY #1	District Office	D.O.	\$2,883.95	\$0.91	67,519	3,169
LEXCTY #5	Leaphart Elem	Elem	\$86,133.92	\$0.91	48,735	94,653
MLBCTY	Clio Elem	Elem	\$32,787.14	\$0.91	102,478	36,030
MARCTY #1	Southside Elem	Elem	\$35,311.76	\$0.91	29,821	38,804
SPACTY #6	Chapman Elem	Elem	\$63,923.44	\$0.91	53,849	70,246
DARCTY	Washington St. Elem	Elem	\$40,018.00	\$0.91	36,489	43,976
RICCTY #2	North Springs Elem	Elem	\$82,791.49	\$0.91	71,993	90,980
AKNCTY	East Aiken Elem	Elem	\$49,494.41	\$0.91	53,992	54,389
ANDCTY #2	Belton Elem	Elem	\$31,125.68	\$0.91	84,622	34,204
AKNCTY	Gloverville Elem	Elem	\$26,375.43	\$0.91	63,954	28,984
LANCTY	Indian Land Elem	Elem	\$46,984.43	\$0.91	74,870	51,631
ALNCTY	Allendale Elem	Elem	\$58,260.94	\$0.91	79,064	64,023
HORCTY	N. Myrtle Beach Hi.	High	\$146,806.83	\$0.91	47,375	161,326
CTFCTY	Central High	High	\$93,950.98	\$0.91	4,992	103,243
LEXCTY #5	Irmo Middle - R	Middle	\$205,543.78	\$0.91	48,255	225,872
KERCTY	Camden Middle	Middle	\$118,881.51	\$0.91	44,315	130,639
CLARCTY #3	District Office	D.O.	\$5,235.63	\$0.92	44,071	5,691
SUMCTY #2	Mayesville Elem	Elem	\$247,654.41	\$0.92	34,215	269,190
SPACTY #6	yles H. Whitlock Jr. Hi	Middle	\$104,146.33	\$0.92	47,651	113,203
CLARCTY #2	Manning Primary	Primary	\$64,282.72	\$0.92	30,391	69,873
SUMCTY#17	Warehouse	Warehouse	\$17,485.72	\$0.92	53,063	19,006
AKNCTY	Oakwood-Windsor	Elem	\$30,305.41	\$0.93	56,130	32,586
RICCTY #1	Denny Terrace Elem	Elem	\$48,190.00	\$0.93	52,400	51,817
ANDCTY #2	Watkins Elem	Elem	\$27,704.78	\$0.93	74,181	29,790
SPACTY #6	Park Hills Elem	Elem	\$55,191.09	\$0.93	55,956	59,345
NEWCTY	Speers St. Elem	Elem	\$25,095.67	\$0.93	46,562	26,985

GTNCTY	Sampit Elem	Elem	\$31,827.11	\$0.93	77,122	34,223
HORCTY	South Conway Elem	Elem	\$61,331.75	\$0.93	50,150	65,948
HORCTY	Myrtle Beach Elem	Elem	\$62,153.50	\$0.93	35,532	66,832
MLBCTY	Wallace Elem/Middle	El/Mid	\$45,995.12	\$0.93	73,050	49,457
UNICTY	Union High	High	\$214,095.00	\$0.93	47,487	230,210
LEECTY	Fleming Middle	Middle	\$27,031.00	\$0.93	33,180	29,066
SPACTY #6	Dawkins Middle	Middle	\$52,798.00	\$0.93	52,859	56,772
AKNCTY	Kennedy Middle	Middle	\$69,943.24	\$0.93	55,617	75,208
ONGCTY #1	Neeses Primary	Primary	\$17,287.59	\$0.93	78,984	18,589
ALNCTY	Allendale Primary	Primary	\$24,721.30	\$0.93	88,043	26,582
AKNCTY	Busbee Elementary	Elem	\$94,812.47	\$0.94	62,419	100,864
KERCTY	Lugoff Elem	Elem	\$57,031.96	\$0.94	41,389	60,672
KERCTY	Baron Dekalb Elem	Elem	\$26,934.68	\$0.94	60,620	28,654
ANDCTY #2	Gantt Elem	Elem	\$20,351.14	\$0.94	63,187	21,650
PICCTY	Liberty Elem	Elem	\$51,545.34	\$0.94		54,835
HORCTY	Lakewood Elem	Elem	\$49,981.42	\$0.94	35,919	53,172
NEWCTY	Learning Center	Elem	\$6,769.59	\$0.94	39,169	7,202
ALNCTY	Allendale-Fairfax Mid	Middle	\$46,820.73	\$0.94	82,179	49,809
FLOCTY #4	Johnson Middle	Middle	\$43,992.48	\$0.94	33,939	46,801
RICCTY #2	Dent Middle	Middle	\$113,947.59	\$0.94	69,024	121,221
LEXCTY #4	Monroe Pinckney	Middle	\$43,304.16	\$0.94	44,921	46,068
OCOCTY	Alternative School	Alternative	\$4,544.52	\$0.95	62,008	4,784
NEWCTY	Administration Bldg.	D.O.	\$6,312.88	\$0.95	50,551	6,645
RICCTY #2	Anna Boyd Child	Elem	\$12,890.67	\$0.95	51,615	13,569
SUMCTY#17	Sumter High	High	\$352,664.03	\$0.95	35,144	371,225
LEXCTY #2	Airport High	High	\$147,272.81	\$0.95	54,337	155,024
AKNCTY	South Aiken High	High	\$117,564.72	\$0.95	46,771	123,752
SPACTY #3	Cowpens Middle	Middle	\$57,042.00	\$0.95	69,483	60,044
LANCTY	Lancaster Vocational	Career	\$76,010.77	\$0.96	65,546	79,178
ALNCTY	District Office	D.O.	\$5,757.07	\$0.96	50,398	5,997
LEXCTY #2	District Office (Old)	D.O.	\$3,372.90	\$0.96	16,321	3,513
LEXCTY #2	Davis Elem	Elem	\$35,205.44	\$0.96	54,503	36,672
FLOCTY #1	Delmae Elem	Elem	\$44,773.74	\$0.96	58,521	46,639
CTFCTY	Cheraw Elem	Elem	\$44,377.73	\$0.96	50,146	46,227
OCOCTY	Ravenel Elem	Elem	\$35,591.62	\$0.96	65,791	37,075
DILCTY #2	Dillon High	High	\$139,433.00	\$0.96	47,147	145,243
YRKCTY #3	Northwestern High	High	\$212,866.94	\$0.96	50,884	221,736
AKNCTY	Jackson Middle	Middle	\$44,653.20	\$0.96	74,108	46,514
AKNCTY	Paul Knox Middle	Middle	\$46,135.01	\$0.96	70,622	48,057
RICCTY #1	Taylor Elem	Elem	\$42,359.00	\$0.97	52,849	43,669
SUMCTY#17	Willow Elem	Elem	\$54,370.73	\$0.97	39,214	56,052
LANCTY	McDonald Green Elem	Elem	\$48,239.65	\$0.97	43,359	49,732
LEXCTY #2	Pineview Elem	Elem	\$37,521.08	\$0.97	53,285	38,682
AKNCTY	Millbrook Elem	Elem	\$42,985.09	\$0.97	75,008	44,315
GTNCTY	Waccamaw Elem	Elem	\$85,780.01	\$0.97	44,433	88,433
PICCTY	Dacusville Elem/Mid	Elem/Mid	\$81,459.96	\$0.97		83,979
YRKCTY #3	Sullivan Middle	Middle	\$142,419.21	\$0.97	40,841	146,824
DARCTY	Brun/Darg Jr. High	Middle	\$57,202.00	\$0.97	38,357	58,971
AKNCTY	RSM Elem & Middle	Middle	\$64,988.19	\$0.97	70,266	66,998
ANDCTY #3	District Office	D.O.	\$5,316.00	\$0.98	46,228	5,424

**THE FOLLOWING PAGES CONTAIN ALL  
OF THE 1994 DATA PRIORITIZED BY COST/SQ FT  
IN BUILDING CATEGORIES  
BY THE S.C. STATE ENERGY OFFICE**

## Cost/Sq Ft School Summary - FY94

### CAREER CENTER BUILDINGS

District	Name of Facility	Type	Total Energy Cost	COST/ SQ FT	BTU/Sq.Ft.	SQ FT
ONGCTY #4	Cope Area Voc. Ctr.	Career	\$17,920.00	\$0.45	30,962	39,822
LEXCTY #1	Lexington Tech	Career	\$44,397.51	\$0.55	30,213	80,723
HORCTY	Frinklea Career Ctr.	Career	\$36,767.58	\$0.55	35,325	66,850
ONGCTY #5	Calhoun Orangeburg	Career	\$55,337.86	\$0.55	34,908	100,614
GNDCTY#50	Greenwood Vocational	Career	\$44,535.00	\$0.77	63,568	57,838
LEXCTY #5	Career Center	Career	\$67,377.44	\$0.78	40,737	86,381
OCOCTY	Hamilton Career	Career	\$65,025.46	\$0.81	49,860	80,278
RICCTY #1	Heyward Career Ctr.	Career	\$68,136.00	\$0.83	60,843	82,092
PICCTY	B.J. Skelton Career Ctr.	Career	\$68,297.70	\$0.85		80,350
HORCTY	Aynor Conway C.C.	Career	\$60,420.18	\$0.85	56,785	71,083
LEECTY	Lee County Vocational	Career	\$29,878.00	\$0.91	46,948	32,833
LANCTY	Lancaster Vocational	Career	\$76,010.77	\$0.96	65,546	79,178
RICCTY #2	Wilson Tech. Center	Career	\$58,981.99	\$0.99	62,471	59,578
ABCTY#6	Abbeville Career Center	Career	\$17,933.50	\$1.00	42,899	17,934
KERCTY	Applied Tech Ed.	Career	\$120,062.03	\$1.04	51,424	115,444
FLOCTY #1	Career Center	Career	\$73,755.14	\$1.04	34,386	70,918
HORCTY	Grand Strand C.C.	Career	\$49,143.27	\$1.05	52,036	46,803
NEWCTY	Newberry Career Ctr.	Career	\$57,312.46	\$1.11	80,335	51,633
GTNCTY	Georgetown Career Ctr.	Career	\$85,040.29	\$1.22	72,250	69,705
YRKCTY #3	Career Dev. Center	Career	\$120,505.35	\$1.27	79,438	94,886
OCOCTY	Custodial-Grounds	Cust.	\$3,106.70	\$1.29	95,794	2,408
AKNCTY	iken Co. Career Cente	Career	\$39,614.95	\$1.57	129,456	25,232
TOTALS			\$1,259,559.18	\$0.89		1,412,584

### DISTRICT TOTALS

CHLCTY	Charleston County	DISTRICT	\$3,893,091.00	\$0.70	58,803	5,561,559
WILCTY	Williamsburg Schools	District	\$703,662.51	\$0.75	29,841	938,217
GNVCTY	School District	District	\$6,606,625.00	\$0.88	82,896	7,507,528
MCCCTY	McCormick District	District	\$145,768.00	\$0.78	46,706	186,882
DILCTY #3	School District	District	\$199,874.00	\$0.55	81,996	363,407
DORCTY	School District	District	\$1,168,350.45	\$0.79	40,574	1,478,925
TOTALS			\$8,824,279.96	\$0.84		10,474,959

### DISTRICT OFFICE BUILDINGS

BMBCTY #2	District Office	D.O.	\$191.30	\$0.03	848	6,377
LEXCTY #1	District Office	D.O.	\$2,287.38	\$0.32	16,133	7,148
ONGCTY #5	Administration	D.O.	\$19,952.26	\$0.45	31,912	44,338
SPACTY #6	District Support Op.	D.O.	\$36,943.31	\$0.46	34,080	80,312
LRNCTY#56	District Office	D.O.	\$15,575.77	\$0.50	44,652	31,152
OCOCTY	Purchasing	D.O.	\$4,096.71	\$0.51	40,615	8,033
OCOCTY	Business Office	D.O.	\$26,864.22	\$0.54	28,645	49,749
HORCTY	Admin/Support Serv.	D.O.	\$71,449.67	\$0.56	30,453	127,589
MARCTY #2	District Office	D.O.	\$7,095.34	\$0.63	41,223	11,262

ONGCTY #4	District Office	D.O.	\$2,402.00	\$0.67	61,441	3,585
YRKCTY #1	District Office	D.O.	\$14,073.00	\$0.68	31,332	20,696
ANDCTY #2	Administrative Office	D.O.	\$10,895.17	\$0.73	44,104	14,925
GTNCTY	Administration Office	D.O.	\$87,926.07	\$0.75	45,771	117,235
SPACTY #4	District Office	D.O.	\$7,445.94	\$0.78	31,633	9,546
LANCTY	District Office	D.O.	\$33,196.42	\$0.79	41,054	42,021
ONGCTY #3	Administrative	D.O.	\$7,695.00	\$0.87	61,756	8,845
ONGCTY #1	District Office	D.O.	\$2,883.95	\$0.91	67,519	3,169
CLARCTY #3	District Office	D.O.	\$5,235.63	\$0.92	44,071	5,691
NEWCTY	Administration Bldg.	D.O.	\$6,312.88	\$0.95	50,551	6,645
ALNCTY	District Office	D.O.	\$5,757.07	\$0.96	50,398	5,997
LEXCTY #2	District Office (Old)	D.O.	\$3,372.90	\$0.96	16,321	3,513
ANDCTY #3	District Office	D.O.	\$5,316.00	\$0.98	46,228	5,424
FLOCTY #1	District Office	D.O.	\$20,081.60	\$1.00	37,680	20,082
KERCTY	District Office	D.O.	\$20,939.49	\$1.00	57,037	20,939
ANDCTY #4	District Office	D.O.	\$3,121.47	\$1.04	32,813	3,001
CTFCTY	District Office	D.O.	\$17,400.53	\$1.05	38,210	16,572
LEXCTY #2	District Office	D.O.	\$49,886.02	\$1.06	51,183	47,062
LEXCTY #1	District Office (New)	D.O.	\$32,911.05	\$1.06	50,909	31,048
FLOCTY #2	District Office	D.O.	\$6,312.19	\$1.07	38,783	5,899
MARCTY #1	District Office	D.O.	\$8,794.42	\$1.07	40,673	8,219
SPACTY #3	District Office	D.O.	\$12,429.00	\$1.07	42,796	11,616
RICCTY #2	District Offices	D.O.	\$25,486.09	\$1.09	53,518	23,382
HAMCTY #1	ffice of Special Service	D.O.	\$1,026.79	\$1.09	43,254	942
LEXCTY #4	District Office	D.O.	\$5,230.13	\$1.16	63,731	4,509
CLARCTY #2	District Office	D.O.	\$4,952.52	\$1.18	36,094	4,197
GNDCTY#52	District Office	D.O.	\$4,724.01	\$1.18	66,043	4,003
SUMCTY #2	District Office	D.O.	\$46,347.05	\$1.21	52,268	38,303
UNICTY	District Office	D.O.	\$9,747.00	\$1.22	82,302	7,989
ABCTY#6	District Office	D.O.	\$20,732.36	\$1.26	113,865	16,454
CRKCTY	District Office	D.O.	\$11,285.00	\$1.27	51,051	8,886
YRKCTY #3	District Office	D.O.	\$44,206.68	\$1.31	59,237	33,746
LEECTY	District Office	D.O.	\$9,331.00	\$1.35	54,578	6,912
BNWCTY #19	Administrative Office	D.O.	\$6,595.58	\$1.37	79,443	4,814
HAMCTY #1	Federal Coord. Office	D.O.	\$1,282.38	\$1.39	57,179	923
HAMCTY #1	District Office	D.O.	\$3,782.00	\$1.42	83,111	2,663
PICCTY	District Office	D.O.	\$19,743.24	\$1.49		13,250
MLBCTY	District Office	D.O.	\$10,332.70	\$1.55	57,599	6,666
SUMCTY#17	District Office	D.O.	\$20,063.08	\$1.74	64,329	11,531
SPACTY #6	District Office	D.O.	\$36,092.00	\$1.74	78,354	20,743
RICCTY #1	Central Office	D.O.	\$54,963.00	\$1.79	108,379	30,706
LEXCTY #5	District Office	D.O.	\$41,379.56	\$2.19	111,344	18,895
SPACTY #6	District Office	D.O.	\$30,426.13	\$2.35	112,999	12,947
BMBCTY #1	District Office	D.O.	\$6,429.00	\$2.45	136,467	2,624
FLOCTY #4	District Office	D.O.	\$4,154.65	\$3.04	118,357	1,367
TOTALS			\$967,155.71	\$0.92		1,054,141

## ELEMENTARY SCHOOL BUILDINGS

YRKCTY #3	Independence Elem	Elem	\$169.13	\$0.00	105	N/A
-----------	-------------------	------	----------	--------	-----	-----



SPACTY #6	Blackstock Elem	Elem	\$4,238.00	\$0.08	2,779	52,975
LEXCTY #4	Former SIS Campus	Elem	\$3,319.13	\$0.17	8,949	19,524
OCOCTY	Oakway Elem	Elem	\$10,070.78	\$0.25	8,919	40,283
NEWCTY	Little Mt. Elem	Elem	\$8,596.96	\$0.32	16,676	26,866
RICCTY #1	Logan	Elem	\$30,178.00	\$0.35	28,920	86,223
KERCTY	Mt. Pisgah Elem	Elem	\$15,331.95	\$0.35	31,439	43,806
NEWCTY	Prosperity Elem	Elem	\$11,306.28	\$0.36	59,922	31,406
OCOCTY	Keowee Elem	Elem	\$28,292.08	\$0.36	25,018	78,589
GNDCTY#50	East End School	Elem	\$19,635.69	\$0.37	44,397	53,069
OCOCTY	Walhalla High	Elem	\$67,414.65	\$0.38	21,293	177,407
HAMCTY #2	Estill Elem	Elem	\$31,970.42	\$0.38	26,506	84,133
LEXCTY #1	Saxe Gotha Elem	Elem	\$39,890.76	\$0.39	22,422	102,284
LEXCTY #1	Lexington Elem	Elem	\$13,226.32	\$0.39	28,648	33,914
HAMCTY #1	Varnville Elem	Elem	\$19,446.21	\$0.40	21,512	48,616
CTFCTY	Shannon Elem	Elem	\$7,194.85	\$0.41	39,357	17,548
SPACTY #3	Cannons Elem	Elem	\$20,547.00	\$0.41	15,424	50,115
LEXCTY #1	White Knoll Elem	Elem	\$41,506.18	\$0.42	23,989	98,824
NEWCTY	Garmany Elem	Elem	\$9,023.83	\$0.43	35,747	20,986
LRNCTY#55	Gray Court-Owings	Elem	\$31,625.87	\$0.44	36,535	71,877
NEWCTY	Pomaria Elem	Elem	\$10,921.25	\$0.45	46,004	24,269
RICCTY #1	Moore Elem	Elem	\$27,909.00	\$0.45	22,896	62,020
MARCTY #1	Springville Child Dev.	Elem	\$4,719.00	\$0.45	19,546	10,487
RICCTY #1	Rosewood Elem	Elem	\$18,901.00	\$0.46	31,777	41,089
NEWCTY	Rikard Elem	Elem	\$9,605.14	\$0.47	51,114	20,436
LEXCTY #1	Red Bank Elem	Elem	\$49,134.09	\$0.48	26,096	102,363
OCOCTY	Tamassee Elem	Elem	\$20,370.78	\$0.48	54,046	42,439
OCOCTY	Fair Play Elem	Elem	\$18,204.56	\$0.49	39,041	37,152
RICCTY #1	Watkins Elem	Elem	\$21,723.00	\$0.49	26,448	44,333
BNWCTY #19	Macedonia Elem	Elem	\$26,619.08	\$0.50	50,745	53,238
LEXCTY #5	H.E. Corley Elem	Elem	\$51,391.00	\$0.50	31,368	102,782
BMBCTY #1	Ehrhardt Elem	Elem	\$12,289.00	\$0.50	31,019	24,578
SPACTY #6	Roebuck Elem	Elem	\$50,652.00	\$0.50	24,510	101,304
ONGCTY #2	Bowman Public School	Elem	\$68,566.00	\$0.50	28,687	137,132
RICCTY #1	Webber K-8 School	Elem/Mid	\$54,127.00	\$0.52	26,616	104,090
HORCTY	Horry Elem	Elem	\$9,046.48	\$0.52	26,221	17,397
FLOCTY #2	Hannah-Pamplico Elem	Elem	\$30,932.13	\$0.52	17,044	59,485
NEWCTY	Reuben Elem	Elem	\$15,949.19	\$0.52	43,088	30,672
GNDCTY#51	Ware Shoals (Darby)	Elem	\$8,077.64	\$0.52	45,034	15,534
LEXCTY #1	Lexington Elem	Elem	\$49,749.43	\$0.53	29,066	93,867
RICCTY #1	Brockman Special	Elem	\$20,322.00	\$0.53	32,727	38,343
RICCTY #1	Thomas Elem	Elem	\$43,993.00	\$0.53	27,893	83,006
HAMCTY #1	Brunson Elem	Elem	\$24,386.64	\$0.53	32,067	46,013
HAMCTY #1	Fennell Elem	Elem	\$29,645.89	\$0.55	29,723	53,902
YRKCTY #1	Harold C. Johnson El.	Elem	\$49,313.00	\$0.55	24,305	89,660
GNDCTY#50	Oakland Elem	Elem	\$31,225.60	\$0.55	51,653	56,774
GTNCTY	Plantersville Elem	Elem	\$21,804.15	\$0.56	41,555	38,936
FLOCTY #1	Savannah Grove Elem	Elem	\$31,933.27	\$0.56	25,516	57,024
YRKCTY #1	Hunter St. Elem	Elem	\$38,951.00	\$0.56	24,924	69,555
RICCTY #1	Bradley Elem	Elem	\$29,615.00	\$0.56	28,967	52,884
MARCTY #1	Marion Elem.	Elem	\$45,270.04	\$0.56	36,209	80,839

ABCTY#6	Westwood Elementary	Elem	\$33,435.98	\$0.57	34,524	58,660
OCOCTY	Code Elementary	Elem	\$43,412.00	\$0.57	40,634	76,161
UNICTY	Lockhart Area Schools	Elem	\$32,202.00	\$0.58	42,177	55,521
RICCTY #1	Meadowfield Elem	Elem	\$35,685.00	\$0.58	42,907	61,526
PICCTY	Simpson Academy	Elem	\$24,575.17	\$0.58		42,371
RICCTY #1	Rhame Elem	Elem	\$30,079.00	\$0.58	31,049	51,860
HORCTY	Midland Elem	Elem	\$13,554.84	\$0.59	37,814	22,974
BMBCTY #1	Richard Carroll Elem	Elem	\$23,218.00	\$0.59	35,927	39,353
HORCTY	Kingston Elem	Elem	\$14,212.49	\$0.59	26,636	24,089
YRKCTY #1	Hickory Grove-Sharon	Elem	\$31,561.00	\$0.59	24,764	53,493
ANDCTY #3	Starr Elem	Elem	\$37,057.00	\$0.59	50,919	62,808
PICCTY	Gettys Center	Elem	\$8,236.53	\$0.60		13,728
RICCTY #1	Horrell Hill Elem	Elem	\$33,457.00	\$0.60	30,270	55,762
DARCTY	St. John Elem	Elem	\$88,462.00	\$0.60	27,721	147,437
CTFCTY	McBee Elem	Elem	\$26,326.02	\$0.60	40,734	43,877
RICCTY #1	Burnside Elem	Elem	\$20,875.00	\$0.60	32,767	34,792
SUMCTY #2	St. John Elem	Elem	\$17,898.08	\$0.60	22,187	29,830
HAMCTY #1	Hampton Elem	Elem	\$29,532.95	\$0.60	35,958	49,222
GNDCTY#50	Matthews Elem	Elem	\$21,855.72	\$0.60	68,600	36,426
CLARCTY #3	Walker-Gamble Elem	Elem	\$32,468.77	\$0.61	42,806	53,227
SPACTY #6	Pauline Gleen Springs	Elem	\$27,275.00	\$0.61	23,026	44,713
LEXCTY #4	Frances Mack Elem	Elem	\$44,338.98	\$0.61	34,002	72,687
LEXCTY #1	Oak Grove Elem	Elem	\$40,307.94	\$0.62	34,006	65,013
SPACTY #3	Cowpens Elem	Elem	\$60,794.00	\$0.62	27,583	98,055
GTNCTY	Kensington Elem	Elem	\$38,139.77	\$0.62	31,614	61,516
RICCTY #2	Blythewood Life-Long	Elem	\$22,619.78	\$0.62	32,909	36,484
CTFCTY	Jefferson Elem	Elem	\$32,920.50	\$0.63	48,474	52,255
LRNCTY#56	M.S. Bailey Elem	Elem	\$28,514.00	\$0.63	42,335	45,260
CTFCTY	Plainview Elem	Elem	\$20,356.79	\$0.63	46,679	32,312
RICCTY #1	Lyon St. Elem	Elem	\$18,634.00	\$0.63	34,792	29,578
CTFCTY	Edwards Elem	Elem	\$37,610.96	\$0.64	41,764	58,767
RICCTY #2	Lonnie B. Nelson El.	Elem	\$41,746.11	\$0.64	35,478	65,228
SPACTY #3	Pacolet Elem	Elem	\$62,258.00	\$0.64	29,713	97,278
RICCTY #1	Olympia Special School	Elem	\$57,765.00	\$0.64	65,605	90,258
LEXCTY #1	Gilbert Elem	Elem	\$56,075.14	\$0.64	33,467	87,617
AKNCTY	Warrenville Elem	Elem	\$12,151.78	\$0.64	56,115	18,987
RICCTY #1	S. Kilbourne Elem	Elem	\$28,470.00	\$0.65	37,124	43,800
LANCTY	Health Springs Elem	Elem	\$38,672.48	\$0.65	55,192	59,496
GNDCTY#50	Pinecrest Elem	Elem	\$39,506.00	\$0.65	47,719	60,778
SPACTY #6	Houston Elem	Elem	\$42,178.83	\$0.65	36,372	64,891
RICCTY #1	Neal Learning Ctr.	Elem	\$22,032.00	\$0.66	34,593	33,382
MARCTY #2	Palmetto School	Elem	\$31,434.63	\$0.66	27,950	47,628
BNWCTY #45	Barnwell El, Mid, High	El, Mid, Hi.	\$222,763.00	\$0.66	40,759	337,520
GTNCTY	McDonald Elem	Elem	\$40,092.21	\$0.66	35,208	60,746
PICCTY	Ambler Elem	Elem	\$14,928.75	\$0.66		22,619
FLOCTY #4	Brockington Elem	Elem	\$27,440.26	\$0.68	26,920	40,353
MLBCTY	McCull Elem	Elem	\$32,758.89	\$0.68	37,918	48,175
HORCTY	St. James Elem	Elem	\$37,480.73	\$0.68	37,253	55,119
MARCTY #1	Easterling Elem	Elem	\$50,176.79	\$0.68	26,112	73,789
SUMCTY#17	Instructional Center	Elem	\$30,649.01	\$0.68	25,158	45,072

ONGCTY #5	Nix Elem	Elem	\$25,668.47	\$0.68	76,003	37,748
OCOCTY	Northside Elem	Elem	\$22,317.39	\$0.68	52,154	32,820
AKNCTY	Redcliffe Elem	Elem	\$45,368.78	\$0.69	29,474	65,752
LEXCTY #5	Dutch Fork Elem	Elem	\$57,969.85	\$0.69	38,294	84,014
PICCTY	East End Elem	Elem	\$24,682.68	\$0.69		35,772
HORCTY	Loris Elem	Elem	\$48,652.23	\$0.69	26,206	70,510
GNDCTY#52	Ninety Six Elem	Elem	\$45,822.20	\$0.69	55,325	66,409
CTFCTY	Ruby Elem	Elem	\$29,464.55	\$0.69	27,953	42,702
SUMCTY #2	R.E. Davis Elem	Elem	\$50,519.32	\$0.70	27,161	72,170
HORCTY	N. Myrtle Beach El.	Elem	\$52,580.74	\$0.70	38,184	75,115
LRNCTY#55	Hickory Tavern	Elem	\$39,283.34	\$0.70	41,050	56,119
LRNCTY#56	Clinton Elem	Elem	\$40,689.53	\$0.70	48,039	58,128
LEXCTY #5	Harbison West Elem	Elem	\$81,285.05	\$0.71	42,004	114,486
RICCTY #2	Bethel-Hanberry	Elem	\$53,042.66	\$0.71	36,305	74,708
GTNCTY	Browns Ferry Elem	Elem	\$23,246.21	\$0.71	36,785	32,741
PICCTY	Morrison Elem	Elem	\$43,603.93	\$0.71		61,414
PICCTY	Pickens Elem	Elem	\$35,449.62	\$0.71		49,929
RICCTY #1	Greenview Elem	Elem	\$32,097.00	\$0.71	34,339	45,207
ABCTY#6	Greenville Street Elem	Elem	\$26,822.73	\$0.71	49,923	37,778
HORCTY	Conway Elem	Elem	\$40,873.31	\$0.71	31,379	57,568
RICCTY #1	Millcreek Elem	Elem	\$28,164.00	\$0.72	42,994	39,117
RICCTY #1	Pack Elem	Elem	\$23,903.00	\$0.72	39,489	33,199
MARCTY #2	McCormick Elem	Elem	\$26,740.33	\$0.72	21,922	37,139
RICCTY #1	McCants Elem	Elem	\$17,438.00	\$0.72	39,150	24,219
HORCTY	Pee Dee Elem	Elem	\$21,444.56	\$0.73	33,569	29,376
SPACTY #6	Lone Oak Elem	Elem	\$28,858.00	\$0.73	46,066	39,532
FLOCTY #1	Greenwood Elem	Elem	\$48,206.12	\$0.73	24,199	66,036
GTNCTY	Deep Creek Elem	Elem	\$25,939.92	\$0.73	39,005	35,534
ONGCTY #5	Rivelon Elem	Elem	\$19,845.82	\$0.73	45,358	27,186
SPACTY #6	Cleveland Elem	Elem	\$74,752.75	\$0.73	49,066	102,401
LEXCTY #1	Pelion Elem	Elem	\$58,348.33	\$0.73	37,986	79,929
HORCTY	Forestbrook Elem	Elem	\$63,579.55	\$0.73	42,288	87,095
UNICTY	Buffalo Elem	Elem	\$46,470.00	\$0.74	32,793	62,797
RICCTY #2	Conder Elem	Elem	\$43,369.94	\$0.74	45,939	58,608
FLOCTY #1	Lester Elem	Elem	\$52,709.93	\$0.74	36,238	71,230
ANDCTY #3	Iva Elementary	Elem	\$37,508.00	\$0.75	60,072	50,011
DARCTY	St. David Academy	Elem	\$10,404.00	\$0.75	75,123	13,872
LRNCTY#55	Sanders Elem	Elem	\$37,591.28	\$0.75	54,900	50,122
CRKCTY	BD Lee Elem	Elem	\$41,181.00	\$0.75	47,032	54,908
DARCTY	Spaulding Elem	Elem	\$21,341.00	\$0.76	28,429	28,080
ONGCTY #1	Springfield Elem	Elem	\$25,674.09	\$0.76	79,125	33,782
SPACTY #6	Pine Street Elem	Elem	\$67,926.73	\$0.76	45,156	89,377
RICCTY #1	Burton Elem	Elem	\$19,714.00	\$0.76	40,033	25,939
HORCTY	Waccamaw Elem	Elem	\$55,706.40	\$0.76	37,375	73,298
CLARCTY #2	Alcolu Elem	Elem	\$28,263.93	\$0.77	31,064	36,706
GNDCTY#50	Lakeview Elem	Elem	\$41,351.83	\$0.77	59,310	53,704
DARCTY	Carolina Elem	Elem	\$32,395.00	\$0.77	30,726	42,071
SPACTY #6	Fairforest Elem	Elem	\$37,907.00	\$0.77	31,555	49,230
FLOCTY #1	Royall Elem	Elem	\$39,881.79	\$0.77	40,697	51,795
RICCTY #1	Nance Elem	Elem	\$27,101.00	\$0.77	49,837	35,196

CRKCTY	Bramlett Elem	Elem	\$53,238.00	\$0.77	48,589	69,140
SPACTY #3	Clifdale Elem	Elem	\$67,431.00	\$0.78	33,863	86,450
LEXCTY #4	Swansea Elem	Elem	\$49,812.54	\$0.78	44,199	63,862
SPACTY #6	Mary H. Wright Elem	Elem	\$53,489.30	\$0.78	48,023	68,576
UNICTY	Jonesville Elem	Elem	\$41,677.00	\$0.79	46,305	52,756
RICCTY #1	Satchel Ford Elem	Elem	\$41,821.00	\$0.79	42,848	52,938
MARCTY #2	Palmetto Elem	Elem	\$31,277.15	\$0.80	34,220	39,096
RICCTY #2	Windsor Elem	Elem	\$56,065.26	\$0.80	50,804	70,082
NEWCTY	Gallman Elem	Elem	\$42,214.94	\$0.80	66,769	52,769
FLOCTY #1	Briggs Elem	Elem	\$44,552.62	\$0.80	34,815	55,691
PICCTY	West End Elem	Elem	\$48,993.75	\$0.80		61,242
LEXCTY #2	Saluda River Elem	Elem	\$26,880.68	\$0.80	50,133	33,601
DARCTY	Southside Elem	Elem	\$24,439.00	\$0.80	49,467	30,549
RICCTY #2	Rice Creek Elem	Elem	\$49,624.29	\$0.80	47,864	62,030
RICCTY #2	Forest Lake Elem	Elem	\$41,580.41	\$0.81	50,755	51,334
LANCTY	North Elem	Elem	\$58,311.34	\$0.81	64,265	71,989
KERCTY	Midway Elem	Elem	\$37,458.53	\$0.81	29,571	46,245
DARCTY	W Hartsville Elem	Elem	\$29,320.00	\$0.81	30,210	36,198
PICCTY	Central Elem	Elem	\$38,202.31	\$0.81		47,163
LEXCTY #2	Springdale Elem	Elem	\$22,407.36	\$0.81	43,819	27,663
CRKCTY	Goucher Elem	Elem	\$14,750.00	\$0.81	62,093	18,210
HORCTY	Green Sea Floyds E.	Elem	\$65,612.83	\$0.82	39,822	80,016
BMBCTY #1	Bamberg-Ehrhardt Elem	Elem	\$29,533.00	\$0.82	49,780	36,016
UNICTY	Monarch Elem	Elem	\$44,433.00	\$0.82	36,827	54,187
SPACTY #4	Woodruff Elem	Elem	\$46,040.96	\$0.82	43,553	56,148
RICCTY #1	Gadsden Elem	Elem	\$22,739.00	\$0.82	36,772	27,730
PICCTY	Forest Acres Elem	Elem	\$51,979.55	\$0.82		63,390
GTNCTY	Maryland Elem	Elem	\$53,044.92	\$0.83	41,403	63,910
MARCTY #1	Southside Annes	Elem	\$19,385.47	\$0.83	15,373	23,356
DARCTY	Pate Elem	Elem	\$46,286.00	\$0.83	31,230	55,766
RICCTY #1	Caughman Road Elem	Elem	\$95,472.00	\$0.83	41,510	115,027
UNICTY	Foster Park Elem	Elem	\$37,596.00	\$0.83	55,208	45,296
PICCTY	Six Mile Elem	Elem	\$54,549.59	\$0.83		65,722
LEXCTY #5	Nursery Road Elem	Elem	\$95,536.73	\$0.83	44,451	115,104
ANDCTY #4	Pendleton Elem	Elem	\$43,865.11	\$0.83	69,223	52,850
CTFCTY	Petersburg Elem	Elem	\$60,864.40	\$0.83	54,108	73,331
MARCTY #4	Britton's Neck Elem	Elem	\$31,769.00	\$0.84	33,533	37,820
SUMCTY#17	Kingsbury	Elem	\$68,368.53	\$0.84	35,569	81,391
CRKCTY	Luther Vaughn Elem	Elem	\$47,971.00	\$0.84	52,761	57,108
SPACTY #6	Bobo Elem	Elem	\$43,641.00	\$0.84	53,297	51,954
MARCTY #2	Nichols Elem	Elem	\$13,999.00	\$0.84	23,980	16,665
PICCTY	Crosswell Elem	Elem	\$44,742.96	\$0.84		53,265
LEXCTY #5	Chapin Elem	Elem	\$91,131.15	\$0.84	44,125	108,489
HORCTY	Daisy Elem	Elem	\$52,744.37	\$0.85	42,141	62,052
PICCTY	Child Development	Elem	\$15,282.13	\$0.85		17,979
CRKCTY	Blacksburg Elem	Elem	\$33,611.00	\$0.85	67,953	39,542
CRKCTY	Macedonia Elem	Elem	\$16,128.00	\$0.85	79,344	18,974
UNICTY	P.E.R.C. Building	Elem	\$4,258.00	\$0.85	57,128	5,009
HORCTY	Loris Elem Annex	Elem	\$32,050.34	\$0.85	37,565	37,706
LEXCTY #2	Pair Elem	Elem	\$31,130.59	\$0.86	47,580	36,198

RICCTY #1	Sandel Elem	Elem	\$45,059.00	\$0.86	62,625	52,394
ONGCTY #5	Whittaker Elem	Elem	\$38,821.46	\$0.86	88,521	45,141
GNDCTY#51	Ware Shoals Elem	Elem	\$28,384.71	\$0.86	57,246	33,005
PICCTY	A.R. Lewis Elem	Elem	\$34,033.69	\$0.86		39,574
AKNCTY	Byrd Elementary	Elem	\$30,343.68	\$0.86	63,150	35,283
FLOCTY #1	Wallace Gregg Elem	Elem	\$27,884.89	\$0.86	39,000	32,424
OCOCTY	Walhalla Elem	Elem	\$45,306.52	\$0.87	45,178	52,076
LEXCTY #2	Taylor Elem	Elem	\$30,020.24	\$0.87	53,508	34,506
DARCTY	Rosenwald Elem	Elem	\$27,169.00	\$0.87	32,727	31,229
DARCTY	N Hartsville Elem	Elem	\$31,559.00	\$0.87	32,900	36,275
RICCTY #2	Joseph Keels Elem	Elem	\$49,012.47	\$0.87	51,912	56,336
HORCTY	Aynor Elem Annex	Elem	\$13,452.51	\$0.87	46,140	15,463
AKNCTY	North Augusta Elem	Elem	\$61,010.11	\$0.88	45,664	69,330
KERCTY	Bethune Elem	Elem	\$24,852.18	\$0.88	52,617	28,241
FLOCTY #1	Dewy L. Carter Elem	Elem	\$64,878.91	\$0.88	43,487	73,726
SUMCTY#17	Millwood	Elem	\$58,647.08	\$0.88	34,180	66,644
DILCTY #2	East Elementary	Elem	\$33,858.00	\$0.88	39,964	38,475
ANDCTY #4	Townville Elem	Elem	\$29,255.32	\$0.88	95,419	33,245
ABCTY#6	Donalds Elementary	Elem	\$12,501.62	\$0.88	34,652	14,206
AKNCTY	Freedman Central	Elem	\$17,088.33	\$0.88	48,206	19,419
LEXCTY #5	Seven Oaks Elem	Elem	\$51,612.18	\$0.88	59,993	58,650
ALNCTY	Fairfax Elem	Elem	\$45,193.46	\$0.88	75,379	51,356
SUMCTY #2	Oakland Elem	Elem	\$49,181.30	\$0.89	34,455	55,260
LANCTY	Central Elem	Elem	\$21,418.63	\$0.89	63,572	24,066
DARCTY	Spring Elem	Elem	\$42,119.00	\$0.89	41,619	47,325
ONGCTY #3	St. James-Gaillard Elem	Elem	\$23,988.00	\$0.89	47,473	26,953
RICCTY #2	Pontiac Elem	Elem	\$59,756.46	\$0.89	47,870	67,142
ANDCTY #2	Wright Elem	Elem	\$14,194.06	\$0.89	64,323	15,948
SPACTY #6	Jesse Boyd Elem	Elem	\$78,694.48	\$0.89	55,110	88,421
FLOCTY #1	Carver Elem	Elem	\$46,367.25	\$0.89	43,790	52,098
LEXCTY #2	B-C #1 Elem	Elem	\$26,543.45	\$0.90	50,890	29,493
GNDCTY#50	Hodges Elem	Elem	\$20,892.96	\$0.90	57,779	23,214
AKNCTY	Jefferson Elem	Elem	\$62,615.28	\$0.90	101,226	69,573
LEXCTY #5	Leaphart Elem	Elem	\$86,133.92	\$0.91	48,735	94,653
DARCTY	Washington St. Elem	Elem	\$40,018.00	\$0.91	36,489	43,976
MLBCTY	Clio Elem	Elem	\$32,787.14	\$0.91	102,478	36,030
MARCTY #1	Southside Elem	Elem	\$35,311.76	\$0.91	29,821	38,804
ALNCTY	Allendale Elem	Elem	\$58,260.94	\$0.91	79,064	64,023
AKNCTY	East Aiken Elem	Elem	\$49,494.41	\$0.91	53,992	54,389
AKNCTY	Gloverville Elem	Elem	\$26,375.43	\$0.91	63,954	28,984
LANCTY	Indian Land Elem	Elem	\$46,984.43	\$0.91	74,870	51,631
ANDCTY #2	Belton Elem	Elem	\$31,125.68	\$0.91	84,622	34,204
RICCTY #2	North Springs Elem	Elem	\$82,791.49	\$0.91	71,993	90,980
SPACTY #6	Chapman Elem	Elem	\$63,923.44	\$0.91	53,849	70,246
SUMCTY #2	Mayesville Elem	Elem	\$247,654.41	\$0.92	34,215	269,190
AKNCTY	Oakwood-Windsor	Elem	\$30,305.41	\$0.93	56,130	32,586
MLBCTY	Wallace Elem/Middle	El/Mid	\$45,995.12	\$0.93	73,050	49,457
SPACTY #6	Park Hills Elem	Elem	\$55,191.09	\$0.93	55,956	59,345
RICCTY #1	Denny Terrace Elem	Elem	\$48,190.00	\$0.93	52,400	51,817
NEWCTY	Speers St. Elem	Elem	\$25,095.67	\$0.93	46,562	26,985

HORCTY	South Conway Elem	Elem	\$61,331.75	\$0.93	50,150	65,948
ANDCTY #2	Watkins Elem	Elem	\$27,704.78	\$0.93	74,181	29,790
HORCTY	Myrtle Beach Elem	Elem	\$62,153.50	\$0.93	35,532	66,832
GTNCTY	Sampit Elem	Elem	\$31,827.11	\$0.93	77,122	34,223
PICCTY	Liberty Elem	Elem	\$51,545.34	\$0.94		54,835
AKNCTY	Busbee Elementary	Elem	\$94,812.47	\$0.94	62,419	100,864
KERCTY	Baron Dekalb Elem	Elem	\$26,934.68	\$0.94	60,620	28,654
KERCTY	Lugoff Elem	Elem	\$57,031.96	\$0.94	41,389	60,672
NEWCTY	Learning Center	Elem	\$6,769.59	\$0.94	39,169	7,202
ANDCTY #2	Gantt Elem	Elem	\$20,351.14	\$0.94	63,187	21,650
HORCTY	Lakewood Elem	Elem	\$49,981.42	\$0.94	35,919	53,172
RICCTY #2	Anna Boyd Child	Elem	\$12,890.67	\$0.95	51,615	13,569
FLOCTY #1	Delmae Elem	Elem	\$44,773.74	\$0.96	58,521	46,639
LEXCTY #2	Davis Elem	Elem	\$35,205.44	\$0.96	54,503	36,672
CTFCTY	Cheraw Elem	Elem	\$44,377.73	\$0.96	50,146	46,227
OCOCTY	Ravenel Elem	Elem	\$35,591.62	\$0.96	65,791	37,075
GTNCTY	Waccamaw Elem	Elem	\$85,780.01	\$0.97	44,433	88,433
SUMCTY#17	Willow Elem	Elem	\$54,370.73	\$0.97	39,214	56,052
RICCTY #1	Taylor Elem	Elem	\$42,359.00	\$0.97	52,849	43,669
AKNCTY	Millbrook Elem	Elem	\$42,985.09	\$0.97	75,008	44,315
LANCTY	McDonald Green Elem	Elem	\$48,239.65	\$0.97	43,359	49,732
LEXCTY #2	Pineview Elem	Elem	\$37,521.08	\$0.97	53,285	38,682
PICCTY	Dacusville Elem/Mid	Elem/Mid	\$81,459.96	\$0.97		83,979
FLOCTY #1	McLaurin Elem	Elem	\$76,993.03	\$0.98	46,739	78,564
PICCTY	Hagood Elem	Elem	\$48,694.75	\$0.98		49,689
DARCTY	Sonovista Elem	Elem	\$22,955.00	\$0.98	36,832	23,423
ABCTY#6	John C. Calhoun Elem	Elem	\$50,797.81	\$0.99	52,912	51,311
CLARCTY #2	Manning Elem	Elem	\$47,233.83	\$0.99	35,117	47,711
FLOCTY #1	North Vista Elem	Elem	\$76,353.03	\$0.99	43,184	77,124
CTFCTY	Robert Smalls Elem	Elem	\$38,462.59	\$0.99	44,578	38,851
AKNCTY	Belvedere Elem.	Elem	\$51,022.51	\$0.99	91,667	51,538
YRKCTY #3	Oakdale Elem	Elem	\$46,779.96	\$0.99	41,890	47,252
HORCTY	Homewood Elem	Elem	\$52,166.06	\$0.99	37,165	52,693
LANCTY	Buford Elem	Elem	\$48,439.95	\$1.00	61,380	48,440
LEXCTY #2	Wood Elem	Elem	\$41,771.51	\$1.01	54,255	41,358
SUMCTY #2	Pocalla Springs	Elem	\$69,589.48	\$1.01	49,818	68,900
PICCTY	Holly Springs Elem	Elem	\$18,002.19	\$1.01		17,824
ONGCTY #6	North Elementary	Elem	\$90,493.31	\$1.01	94,426	89,597
ONGCTY #5	Mellichamp Elem	Elem	\$27,312.94	\$1.01	104,719	27,043
LANCTY	Southside Elem	Elem	\$23,612.27	\$1.01	82,456	23,378
RICCTY #1	Waverly Annex	Elem	\$47,920.00	\$1.01	46,501	47,446
DARCTY	Brockington Elem	Elem	\$31,407.00	\$1.01	40,376	31,096
LEXCTY #2	Congaree Elem	Elem	\$42,020.65	\$1.01	56,793	41,605
HORCTY	Aynor Elem	Elem	23555.42	\$1.02	46,545	23,094
NEWCTY	Carver Elem	Elem	\$22,796.88	\$1.02	67,023	22,350
SPACTY #6	Madden Elem	Elem	\$71,054.82	\$1.02	66,869	69,662
MLBCTY	Bennettsville Elem	Elem	\$67,378.61	\$1.02	46,209	66,057
DARCTY	Thornwell Elem	Elem	\$45,830.00	\$1.02	41,539	44,931
SPACTY #6	Edwin P. Todd Elem	Elem	\$86,381.79	\$1.03	34,397	83,866
LEXCTY #5	Irmo Elem	Elem	\$75,361.81	\$1.04	55,621	72,463

OCOCTY	South Pine St. Elem	Elem	\$47,237.70	\$1.04	65,812	45,421
SUMCTY#17	Alice Elem	Elem	\$58,906.74	\$1.04	41,528	56,641
SPACTY #6	West View Elem	Elem	\$48,289.00	\$1.05	63,461	45,990
RICCTY #1	Crane Creek Elem	Elem	\$50,233.00	\$1.05	53,521	47,841
ABCTY#6	Antreville Elementary	Elem	\$15,790.92	\$1.05	46,975	15,039
NEWCTY	Park Street Elem	Elem	\$18,780.63	\$1.07	102,620	17,552
YRKCTY #3	Mt. Gallant Elem	Elem	\$62,717.26	\$1.07	47,444	58,614
DILCTY #2	South Elem	Elem	\$22,720.00	\$1.08	39,526	21,037
LANCTY	Erwin Elem	Elem	\$64,571.81	\$1.08	58,175	59,789
RICCTY #1	Hyat Park Elem	Elem	\$91,750.00	\$1.08	54,313	84,954
RICCTY #1	Fairwold Special	Elem	\$59,154.00	\$1.09	60,718	54,270
RICCTY #1	Hopkins Elem	Elem	\$56,928.00	\$1.09	68,865	52,228
SUMCTY #2	Rafting Creek Elem	Elem	\$35,191.30	\$1.09	40,467	32,286
RICCTY #1	Brennen Elem	Elem	\$58,251.00	\$1.09	56,191	53,441
RICCTY #1	Carver Elem	Elem	\$66,083.00	\$1.09	62,961	60,627
SUMCTY#17	Bates Elem	Elem	\$134,490.39	\$1.10	46,927	122,264
DILCTY #2	Stewart Heights	Elem	\$31,416.00	\$1.11	44,316	28,303
SPACTY #6	Arcadia Elem	Elem	\$39,748.00	\$1.11	61,621	35,809
DARCTY	Cain Elem	Elem	\$37,250.00	\$1.11	44,630	33,559
ONGCTY #5	Marshall Elem	Elem	\$26,290.74	\$1.11	67,937	23,685
YRKCTY #3	Sylvia Circle Elem	Elem	\$52,380.13	\$1.11	40,524	47,189
KERCTY	Blaney Elem	Elem	\$78,563.47	\$1.12	47,642	70,146
CRKCTY	Daniel Morgan Elem	Elem	\$19,701.00	\$1.12	84,605	17,590
AKNCTY	Hammond Hill Elem	Elem	\$38,838.90	\$1.12	77,386	34,678
AKNCTY	Aiken Elementary	Elem	\$85,501.86	\$1.13	47,651	75,665
SUMCTY#17	Wilder Elem	Elem	\$64,234.30	\$1.13	44,720	56,845
MLBCTY	Blenheim Elem	Elem	\$21,169.13	\$1.14	46,761	18,569
SUMCTY#17	Crosswell	Elem	\$57,481.22	\$1.14	45,992	50,422
AKNCTY	Greendale Elem	Elem	\$33,117.43	\$1.14	56,202	29,050
YRKCTY #3	Ebenezer Ave. Elem	Elem	\$44,498.83	\$1.14	42,331	39,034
YRKCTY #3	Ebinport Elem	Elem	\$58,338.46	\$1.14	38,226	51,174
KERCTY	Wateree Elem	Elem	\$58,616.39	\$1.16	66,964	50,531
YRKCTY #3	Lesslie Elem	Elem	\$54,562.01	\$1.16	51,931	47,036
SUMCTY #2	Delane Elem	Elem	\$33,161.53	\$1.16	43,207	28,588
SUMCTY #2	Cherryvale	Elem	\$40,974.82	\$1.17	43,498	35,021
AKNCTY	North Aiken Elem	Elem	\$29,172.98	\$1.18	98,671	24,723
ANDCTY #4	La France Elem	Elem	\$30,068.99	\$1.18	79,426	25,482
CRKCTY	Limestone Elem	Elem	\$29,344.00	\$1.19	72,634	24,659
KERCTY	Pine Tree Hill	Elem	\$57,171.89	\$1.19	54,531	48,044
YRKCTY #3	Richmond Dr. Elem	Elem	\$64,157.38	\$1.19	40,476	53,914
AKNCTY	JD Lever Elem	Elem	\$40,769.77	\$1.19	60,702	34,260
FLOCTY #1	Timrod Elem	Elem	\$42,237.55	\$1.20	39,750	35,198
SUMCTY #2	Wedgfield	Elem	\$10,757.85	\$1.22	45,105	8,818
ONGCTY #5	Sheridan Elem	Elem	\$37,900.20	\$1.24	119,906	30,565
OCOCTY	Kellett Elem	Elem	\$31,428.97	\$1.25	67,738	25,143
YRKCTY #3	York Road Elem	Elem	\$75,075.31	\$1.25	48,881	60,060
ABCTY#6	Due West Elementary	Elem	\$26,943.56	\$1.27	56,254	21,215
SUMCTY #2	Shaw Heights Elem	Elem	\$62,569.27	\$1.29	81,407	48,503
OCOCTY	Westminster Elem	Elem	\$52,528.45	\$1.31	77,669	40,098
KERCTY	Jackson School	Elem	\$52,063.05	\$1.32	36,919	39,442

DARCTY	Lamar Elem	Elem	\$31,480.00	\$1.32	52,470	23,848
YRKCTY #3	Sunset Park Elem	Elem	\$77,492.24	\$1.33	42,129	58,265
AKNCTY	Clearwater Elem	Elem	\$39,636.28	\$1.36	112,986	29,144
YRKCTY #3	Bellevue Elem	Elem	\$63,633.16	\$1.38	48,316	46,111
YRKCTY #3	Rawlinson Rd. Elem	Elem	\$131,433.47	\$1.40	55,573	93,881
YRKCTY #3	Rosewood Elem	Elem	\$79,270.02	\$1.43	58,658	55,434
YRKCTY #3	Finley Road Elem	Elem	\$71,784.71	\$1.43	51,356	50,199
DILCTY #2	Gordon Elem	Elem	\$101,774.00	\$1.43	68,321	71,171
FLOCTY #4	Chapter 1 Mobil Unit	Elem	\$2,916.89	\$1.45	51,940	2,012
SUMCTY#17	Lemira	Elem	\$64,966.10	\$1.47	54,193	44,195
LEECTY	West Lee Elem	Elem	\$38,142.00	\$1.49	39,889	25,599
YRKCTY #3	Edgewood Center	Elem	\$58,699.01	\$1.52	59,107	38,618
SUMCTY#17	Mattox	Elem	\$14,227.60	\$1.55	82,051	9,179
BNWCTY #19	Macedonia Elem	Elem	\$4,975.67	\$1.55	92,322	3,210
LANCTY	Kershaw Elem	Elem	\$32,404.53	\$1.61	95,842	20,127
NEWCTY	Boundary St. Elem	Elem	\$48,306.66	\$1.66	64,890	29,100
SUMCTY#17	Bates Pool	Elem	\$4,557.98	\$1.66	61,355	2,746
SPACTY #6	Woodland Heights El.	Elem	\$58,211.00	\$1.69	89,508	34,444
PICCTY	McKissick Elem	Elem	\$87,041.62	\$1.70		51,201
LANCTY	Brooklyn Springs El.	Elem	\$54,101.11	\$1.78	119,934	30,394
SUMCTY #2	High Hills	Elem	\$106,398.78	\$1.93	71,417	55,129
LANCTY	Clinton Elem	Elem	\$48,666.80	\$1.94	138,581	25,086
TOTALS			\$15,567,982.38	\$0.82	19,074,753	

## HIGH SCHOOL BUILDINGS

BNWCTY #19	Blackville-Hilda Gym	igh (Gym)	\$5,327.94	\$0.26	24,081	20,492
PICCTY	Easley High	High	\$97,662.30	\$0.34		287,242
BNWCTY #19	Blackville-Hilda High	High	\$16,885.96	\$0.40	22,035	42,215
GNDCTY#51	Ware Shoals High	High	\$30,066.24	\$0.40	35,109	75,166
OCOCTY	Tamassee-Salem High	High	\$41,321.02	\$0.47	29,174	87,917
RICCTY #1	Dreher High	High	\$143,769.00	\$0.48	27,246	299,519
LEXCTY #1	Pelion High	High	\$55,988.64	\$0.54	29,467	103,683
LEXCTY #1	Gilbert High	High	\$65,098.51	\$0.55	29,740	118,361
FLOCTY #1	West Florence High	High	\$127,181.05	\$0.58	25,841	219,278
HORCTY	Loris High	High	\$102,324.54	\$0.60	33,844	170,541
SPACTY #3	Broome High	High	\$71,805.00	\$0.60	28,457	119,675
LEECTY	Bishopville High	High	\$33,225.00	\$0.63	28,309	52,738
LEXCTY #1	Lexington High	High	\$187,186.94	\$0.63	32,912	297,122
CLARCTY #2	Manning High	High	\$83,931.32	\$0.64	26,805	131,143
HORCTY	Green Sea Floyds Hi	High	\$98,364.32	\$0.64	32,110	153,694
FLOCTY #1	South Florence High	High	\$139,156.47	\$0.65	27,644	214,087
RICCTY #1	AC Flora High	High	\$115,471.00	\$0.66	42,946	174,956
RICCTY #1	Eau Claire High	High	\$160,805.00	\$0.66	37,559	243,644
RICCTY #1	Columbia High	High	\$186,894.00	\$0.66	32,844	283,173
BMBCTY #1	Bamberg-Ehrhardt High	High	\$68,201.00	\$0.67	36,175	101,793
PICCTY	Liberty High	High	\$67,512.54	\$0.67		100,765
LEXCTY #5	Dutch Fork High	High	\$177,348.45	\$0.68	35,989	260,807
RICCTY #1	Lower Richland High	High	\$199,353.00	\$0.68	41,692	293,166
MARCTY #1	Johnakin High	High	\$53,869.07	\$0.68	33,428	79,219



LEXCTY #5	Chapin High	High	\$110,550.45	\$0.69	37,361	160,218
SPACTY #4	Woodruff High	High	\$66,980.49	\$0.69	49,891	97,073
LEXCTY #4	Swansea High	High	\$87,512.72	\$0.69	43,388	126,830
LANCTY	Indial Land High	High	\$61,173.78	\$0.69	31,061	88,658
HORCTY	Aynor High	High	\$130,524.24	\$0.70	31,379	186,463
PICCTY	Daniel High	High	\$71,182.58	\$0.71		100,257
HORCTY	Myrtle Beach High	High	\$168,635.16	\$0.72	45,060	234,216
LANCTY	Lancaster High	High	\$176,731.66	\$0.73	41,608	242,098
YRKCTY #1	York Comp. High	High	\$151,416.00	\$0.73	45,076	207,419
SUMCTY #2	Mayewood High	High	\$61,345.60	\$0.74	30,949	82,899
FLOCTY #1	Wilson High	High	\$166,721.09	\$0.74	45,298	225,299
CTFCTY	Cheraw High	High	\$100,281.68	\$0.75	30,787	133,709
NEWCTY	Mid Carolina High	High	\$49,433.01	\$0.75	54,750	65,911
BMBCTY #2	Denmark-Olar High	High	\$46,132.82	\$0.75	56,280	61,510
SUMCTY #2	Furman High	High	\$68,476.92	\$0.75	35,088	91,303
RICCTY #2	Spring Valley High	High	\$288,032.90	\$0.75	45,011	384,044
RICCTY #1	Keenan High	High	\$145,463.00	\$0.76	55,381	191,399
OCOCTY	Seneca High	High	\$141,884.98	\$0.76	42,818	186,691
LANCTY	Buford High	High	\$101,957.52	\$0.76	37,945	134,155
HORCTY	Socastee High	High	\$166,607.32	\$0.76	35,834	219,220
ANDCTY #3	Crescent High	High	\$70,146.00	\$0.77	56,074	91,099
ABCTY#6	Dixie High School	High	\$42,190.19	\$0.77	57,871	54,792
SPACTY #5	James F. Byrnes High	High	\$360,341.20	\$0.77	48,983	467,976
ONGCTY #3	Holly Hill Roberts Hi.	High	\$83,346.00	\$0.77	42,489	108,242
ONGCTY #4	Edisto High	High	\$73,198.00	\$0.78	52,741	93,844
ALNCTY	Allendale-Fairfax High	High	\$127,356.81	\$0.78	52,993	163,278
CLARCTY #3	East Clarendon Hi/Mid	Hi/Mid	\$51,693.90	\$0.78	44,748	66,274
FLOCTY #4	Timmons ville Hi/Mid	Hi/Mid.	\$35,688.88	\$0.79	32,324	45,176
AKNCTY	Ridge Spring Monetta	High	\$34,494.13	\$0.79	50,542	43,663
ANDCTY #4	Pendleton High	High	\$122,645.13	\$0.79	52,205	155,247
GNDCTY#52	Ninety Six High	High	\$64,821.19	\$0.79	52,591	82,052
CRKCTY	Gaffney High	High	\$121,492.00	\$0.79	45,320	153,787
FLOCTY #4	Timmons ville High	High	\$26,839.74	\$0.80	32,697	33,550
ANDCTY #2	Belton-Honea Path	High	\$88,699.29	\$0.80	56,463	110,874
ABCTY#6	Calhoun Falls High	High	\$37,288.80	\$0.80	44,002	46,611
KERCTY	Lugoff-Elgin High	High	\$153,198.92	\$0.81	38,116	189,134
MARCTY #2	Mullins High	High	\$98,418.44	\$0.81	33,986	121,504
HORCTY	Conway High	High	\$199,670.84	\$0.82	47,617	243,501
RICCTY #1	CA Johnson High	High	\$128,319.00	\$0.82	43,255	156,487
YRKCTY #3	Rock Hill High	High	\$189,919.74	\$0.82	54,740	231,609
ONGCTY #1	Hunter-Kinard-Tyler	High	\$26,559.16	\$0.84	78,780	31,618
LANCTY	Andrew Jackson Hi.	High	\$94,392.79	\$0.84	70,286	112,372
UNICTY	Jonesville High	High	\$41,787.00	\$0.84	62,010	49,746
MARCTY #4	Britton's Neck High	High	\$22,829.00	\$0.84	47,537	27,177
GTNCTY	Pleasant Hill High	High	\$87,247.38	\$0.85	42,831	102,644
FLOCTY #2	Hannah-Pamplico High	High	\$70,139.79	\$0.86	38,449	81,558
GTNCTY	Choppee High/Mid.	High/Mid	\$99,598.91	\$0.86	51,428	115,813
SPACTY #6	Dorman High	High	\$275,294.00	\$0.87	55,986	316,430
SPACTY #6	Spartanburg High	High	\$333,477.73	\$0.87	67,984	383,308

AKNCTY	Aiken High	High	\$102,297.19	\$0.87	80,747	117,583
HAMCTY #1	Wade Hampton High	High	\$106,175.91	\$0.87	52,614	122,041
PICCTY	Pickens High	High	\$101,284.85	\$0.88		115,096
GNDCTY#50	Greenwood High	High	\$175,964.87	\$0.88	66,388	199,960
KERCTY	Camden High	High	\$168,899.14	\$0.89	37,021	189,774
GTNCTY	Waccamaw High	High	\$89,461.45	\$0.89	44,416	100,518
ABCTY#6	Abbeville High School	High	\$66,586.39	\$0.89	68,605	74,816
DARCTY	Mayo High	High	\$62,088.00	\$0.90	40,046	68,987
KERCTY	Bethune High	High	\$45,398.55	\$0.90	40,043	50,443
HORCTY	N. Myrtle Beach Hi.	High	\$146,806.83	\$0.91	47,375	161,326
CTFCTY	Central High	High	\$93,950.98	\$0.91	4,992	103,243
UNICTY	Union High	High	\$214,095.00	\$0.93	47,487	230,210
SUMCTY#17	Sumter High	High	\$352,664.03	\$0.95	35,144	371,225
LEXCTY #2	Airport High	High	\$147,272.81	\$0.95	54,337	155,024
AKNCTY	South Aiken High	High	\$117,564.72	\$0.95	46,771	123,752
DILCTY #2	Dillon High	High	\$139,433.00	\$0.96	47,147	145,243
YRKCTY #3	Northwestern High	High	\$212,866.94	\$0.96	50,884	221,736
AKNCTY	Silver Bluff High	High	\$99,886.98	\$0.98	43,234	101,925
LEXCTY #5	Irmo High	High	\$238,089.26	\$1.00	52,349	238,089
NEWCTY	Newberry High	High	\$129,999.11	\$1.00	53,183	129,999
MLBCTY	Consolodated High	High	\$255,711.78	\$1.01	43,107	253,180
GTNCTY	Georgetown High	High	\$201,555.69	\$1.02	46,939	197,604
ONGCTY #5	Orangeburg-Wilkinson	High	\$189,142.73	\$1.02	72,038	185,434
OCOCTY	West-Oak High	High	\$169,646.53	\$1.03	55,874	164,705
KERCTY	N. Central High	High	\$102,101.99	\$1.03	42,644	99,128
SUMCTY #2	Hillcrest High	High	\$124,211.86	\$1.04	46,365	119,434
AKNCTY	Midland Valley High	High	\$140,433.55	\$1.05	55,221	133,746
GTNCTY	Andrews High	High	\$106,956.53	\$1.06	56,571	100,902
LEXCTY #2	B-C High	High	\$193,527.63	\$1.07	57,795	180,867
RICCTY #2	Richland NE High	High	\$285,505.95	\$1.07	53,923	266,828
DILCTY #2	Maple Jr. High	High	\$29,723.00	\$1.09	45,425	27,269
NEWCTY	Whitmire High	High	\$55,945.53	\$1.14	92,799	49,075
CTFCTY	Chesterfield High	High	\$102,477.25	\$1.15	47,160	89,111
HAMCTY #2	Estill High	High	\$47,980.11	\$1.15	63,155	41,722
DARCTY	Hartsville Senior High	High	\$251,030.00	\$1.22	46,954	205,762
DARCTY	St. John High	High	\$243,473.00	\$1.25	52,047	194,778
CSTCTY	Lewisville High	High	\$84,368.85	\$1.26	59,978	66,959
CSTCTY	Chester High School	High	\$202,446.77	\$1.28	72,211	158,162
YRKCTY #3	Northside High	High	\$65,443.65	\$1.29	46,355	50,732
LEECTY	Mt. Pleasant High	High	\$38,937.00	\$1.31	50,381	29,723
MARCTY #1	Marion High	High	\$145,150.34	\$1.32	50,853	109,962
CTFCTY	McBee High	High	\$86,637.98	\$1.33	65,218	65,141
DARCTY	Lamar High	High	\$101,545.00	\$1.49	72,299	68,151
AKNCTY	North Augusta High	High	\$225,770.79	\$1.57	96,088	143,803
TOTALS			\$14,111,395.71	\$0.83		17,052,303

## MISCELLANEOUS BUILDINGS

MARCTY #4	Superintendent's Home	Home	\$2,387.00	\$0.75	33,371	3,183
GNDCTY#50	Central Inst. Center	Inst. Ctr.	\$14,642.98	\$0.64	82,810	22,880
LEXCTY #1	Lexington Inter.	Inter.	\$25,609.50	\$0.51	28,721	50,215

CTFCTY	Pageland Middle	Middle	\$42,063.35	\$0.86	31,427	48,911
LRNCTY#56	Martha Dendy Mid.	Middle	\$40,319.85	\$0.86	53,542	46,884
HORCTY	Socastee Middle	Middle	\$68,394.51	\$0.86	34,062	79,529
RICCTY #2	E.L. Wright Middle	Middle	\$104,235.52	\$0.88	49,434	118,449
GTNCTY	Beck Middle	Middle	\$131,627.03	\$1.22	73,117	107,891
LEXCTY #5	Irmo Middle - I	Middle	\$97,049.33	\$0.69	39,602	140,651
ANDCTY #2	Honea Path Middle	Middle	\$79,687.66	\$1.37	75,939	58,166
HORCTY	St. James Middle	Middle	\$65,504.37	\$0.68	42,780	96,330
HORCTY	Conway Middle	Middle	\$68,529.63	\$0.50	27,316	137,059
GTNCTY	Pleasant Hill Middle	Middle	\$35,295.53	\$0.67	59,807	52,680
RICCTY #1	Crayton Middle	Middle	\$146,503.00	\$1.18	65,455	124,155
KERCTY	Camden Middle	Middle	\$118,881.51	\$0.91	44,315	130,639
LEXCTY #5	Irmo Middle - R	Middle	\$205,543.78	\$0.91	48,255	225,872
HORCTY	Myrtle Beach Middle	Middle	\$54,966.11	\$0.68	33,490	80,833
DARCTY	Spaulding Jr. High	Middle	\$61,050.00	\$0.90	40,364	67,833
LEECTY	Bishopville Jr. High	Middle	\$89,515.00	\$1.20	71,955	74,596
OCOCTY	Oakway Middle	Middle	\$47,809.43	\$1.20	82,421	39,841
ONGCTY #5	Brookdale Middle	Middle	\$53,169.35	\$1.03	62,136	51,621
FLOCTY #1	Williams Middle	Middle	\$66,614.51	\$0.90	31,150	74,016
OCOCTY	Westminster Middle	Middle	\$35,127.11	\$0.48	43,240	73,181
AKNCTY	Leavelle-McCambell	Middle	\$52,064.29	\$0.72	60,160	72,312
LEXCTY #2	Pine Ridge Middle	Middle	\$63,615.52	\$1.38	71,680	46,098
LEXCTY #1	Gilbert Middle	Middle	\$51,567.39	\$0.43	21,835	119,924
MLBCTY	Clio Middle	Middle	\$27,856.73	\$0.50	48,722	55,713
CLARCTY #2	Manning Middle	Middle	\$61,098.96	\$0.76	26,527	80,393
AKNCTY	LBC Middle	Middle	\$62,876.08	\$0.80	93,781	78,595
SUMCTY#17	Alice Middle	Middle	\$92,291.39	\$0.76	35,027	121,436
LANCTY	Buford Middle	Middle	\$47,661.50	\$0.76	71,132	62,713
BNWCTY #19	Blackville Middle	Middle	\$10,363.56	\$0.28	19,803	37,013
BMBCTY #2	Denmark-Olar Middle	Middle	\$68,584.07	\$1.95	142,222	35,171
RICCTY #1	Gibbes Middle	Middle	\$73,787.00	\$0.79	41,598	93,401
SPACTY #6	Gable Middle	Middle	\$93,655.00	\$0.80	45,547	117,069
RICCTY #1	Perry Middle	Middle	\$92,834.00	\$0.79	41,374	117,511
CTFCTY	Long Junior High	Middle	\$37,573.98	\$0.79	51,197	47,562
PICCTY	R.C. Edwards Jr. High	Middle	\$78,741.57	\$0.79		99,673
AKNCTY	North Augusta Middle	Middle	\$45,577.06	\$0.79	59,491	57,692
RICCTY #2	Summit Parkway Mid	Middle	\$89,979.11	\$0.78	41,861	115,358
MLBCTY	Blenheim Middle	Middle	\$36,811.66	\$1.77	67,825	20,798
AKNCTY	AL Corbett Middle	Middle	\$40,129.64	\$0.75	59,676	53,506
RICCTY #1	Hopkins Middle	Middle	\$105,162.00	\$0.80	37,233	131,453
DARCTY	Hartsville Jr. High	Middle	\$95,263.00	\$0.85	51,598	112,074
SUMCTY #2	Manchester Middle	Middle	\$73,031.38	\$0.83	36,293	87,990
LEXCTY #1	White Knoll Middle	Middle	\$64,495.87	\$0.41	23,730	157,307
GNDCTY#50	Northside Junior High	Middle	\$41,347.56	\$0.41	43,846	100,848
HORCTY	N. Myrtle Beach Mid.	Middle	\$61,231.56	\$0.84	34,097	72,895
GNDCTY#50	Southside Junior High	Middle	\$35,765.68	\$0.40	41,770	89,414
LEXCTY #2	Busbee Middle	Middle	\$62,470.49	\$0.83	42,854	75,266
FLOCTY #2	Hannah-Pamplico Mid	Middle	\$32,407.49	\$0.83	44,488	39,045
LEXCTY #2	Fulmer Middle	Middle	\$47,750.57	\$0.75	41,318	63,667
LANCTY	Barr St. Middle	Middle	\$61,249.18	\$1.50	116,238	40,833
GTNCTY	Rosemary Middle	Middle	\$65,224.65	\$0.83	44,152	78,584

ONGCTY #4	Carver-Edisto Middle	Middle	\$43,750.00	\$0.74	55,608	59,122
SPACTY #6	Fairforest Middle	Middle	\$93,118.00	\$0.74	40,138	125,835
SPACTY #4	Woodruff Jr. High	Middle	\$50,652.95	\$0.74	50,863	68,450
MLBCTY	McColl Middle	Middle	\$40,012.76	\$0.50	48,206	80,026
PICCTY	Liberty Middle	Middle	\$63,792.47	\$0.77		82,847
RICCTY #1	Hand Middle	Middle	\$70,941.00	\$0.56	31,508	126,680
LEXCTY #4	Monroe Pinckney	Middle	\$43,304.16	\$0.94	44,921	46,068
FLOCTY #1	Southside Middle	Middle	\$73,289.77	\$0.61	42,489	120,147
MLBCTY	Bennettsville Middle	Middle	\$98,142.95	\$1.06	50,635	92,588
SPACTY #3	Cowpens Middle	Middle	\$57,042.00	\$0.95	69,483	60,044
RICCTY #2	Dent Middle	Middle	\$113,947.59	\$0.94	69,024	121,221
DARCTY	Brun/Darg Jr. High	Middle	\$57,202.00	\$0.97	38,357	58,971
HORCTY	Loris Middle	Middle	\$87,950.06	\$0.99	37,469	88,838
RICCTY #1	Saint Andrews Middle	Middle	\$71,412.00	\$0.56	35,898	127,521
FLOCTY #4	Johnson Middle	Middle	\$43,992.48	\$0.94	33,939	46,801
AKNCTY	Schofield Middle	Middle	\$93,249.17	\$1.07	65,867	87,149
LEXCTY #1	Lexington Middle	Middle	\$60,651.82	\$0.55	29,242	110,276
UNICTY	Excelsior Middle	Middle	\$37,566.00	\$0.64	37,352	58,697
DARCTY	Ba Gary Mid	Middle	\$52,587.00	\$0.99	42,070	53,118
SPACTY #6	yles H. Whitlock Jr. Hi	Middle	\$104,146.33	\$0.92	47,651	113,203
AKNCTY	Paul Knox Middle	Middle	\$46,135.01	\$0.96	70,622	48,057
LEXCTY #5	Chapin Middle	Middle	\$58,249.26	\$0.62	33,124	93,950
GNDCTY#52	Edgewood Middle	Middle	\$29,221.30	\$0.61	38,344	47,904
CTFCTY	Chesterfield Middle	Middle	\$33,335.10	\$0.57	36,721	58,483
ANDCTY #4	Pendleton Jr. High	Middle	\$47,273.20	\$0.64	48,347	73,864
LEXCTY #2	Northside Middle	Middle	\$63,748.44	\$0.98	58,844	65,049
AKNCTY	Jackson Middle	Middle	\$44,653.20	\$0.96	74,108	46,514
SUMCTY #2	Ebenezer Jr. High	Middle	\$42,743.00	\$0.55	23,317	77,715
ABCTY#6	Wright Middle School	Middle	\$28,724.66	\$0.53	50,697	54,197
LANCTY	Andrew Jackson Mid	Middle	\$40,369.67	\$0.53	23,410	76,169
YRKCTY #3	Sullivan Middle	Middle	\$142,419.21	\$0.97	40,841	146,824
DILCTY #2	J.V. Martin Jr. High	Middle	\$85,041.00	\$0.59	35,611	144,137
AKNCTY	Kennedy Middle	Middle	\$69,943.24	\$0.93	55,617	75,208
SPACTY #6	Dawkins Middle	Middle	\$52,798.00	\$0.93	52,859	56,772
LEECTY	Fleming Middle	Middle	\$27,031.00	\$0.93	33,180	29,066
ANDCTY #2	Belton Middle	Middle	\$55,164.70	\$1.02	65,684	54,083
OCOCTY	Walhalla Middle	Middle	\$65,962.33	\$0.66	36,523	99,943
ONGCTY #5	Robert E. Howard Mid.	Middle	\$75,195.06	\$1.04	59,790	72,303
OCOCTY	Seneca Middle	Middle	\$80,422.56	\$0.56	40,940	143,612
ONGCTY #5	William J. Clark Middle	Middle	\$69,317.31	\$0.59	40,633	117,487
YRKCTY #1	York Jr. High	Middle	\$49,012.33	\$0.51	27,660	96,103
UNICTY	Sims Jr. High	Middle	\$47,431.00	\$0.59	51,321	80,392
YRKCTY #3	Castle Heights Middle	Middle	\$108,121.58	\$1.08	53,442	100,113
SPACTY #6	McCracken Jr. High	Middle	\$114,718.19	\$0.99	49,304	115,877
KERCTY	Lugoff-Elgin Middle	Middle	\$106,639.91	\$1.12	51,675	95,214
ALNCTY	Allendale-Fairfax Mid	Middle	\$46,820.73	\$0.94	82,179	49,809
RICCTY #1	Sanders Middle	Middle	\$62,504.00	\$0.61	32,322	102,466
SPACTY #3	Mid. School of Pacolet	Middle	\$36,865.00	\$0.61	29,111	60,434
AKNCTY	RSM Elem & Middle	Middle	\$64,988.19	\$0.97	70,266	66,998

HORCTY	Whittemoore Park Mid.	Middle	\$85,801.67	\$0.61	38,362	140,658
PICCTY	Richard Gettys Mid.	Middle	\$84,503.06	\$0.58		145,695
PICCTY	Pickens Middle	Middle	\$60,782.73	\$0.65		93,512
HAMCTY #1	North Dist. Middle	Middle	\$29,980.54	\$0.58	33,510	51,691
NEWCTY	Newberry Middle	Middle	\$51,230.44	\$0.63	52,045	81,318
TOTALS			\$7,525,993.44	\$0.78		9,639,103

## PRIMARY SCHOOL BUILDINGS


FLOCTY #4	Timmonsviolle Primary	Primary	\$5,886.60	\$0.38	19,816	15,491
ANDCTY #2	Marshall Primary	Primary	\$33,997.48	\$0.82	50,264	41,460
MARCTY #2	N. Mullins (Annex)	Primary	\$16,129.75	\$0.58	32,357	27,810
LEECTY	Bishopville Primary	Primary	\$25,564.00	\$0.44	14,692	58,100
BMBCTY #1	Richard Carroll Primary	Primary	\$38,168.00	\$1.03	67,748	37,056
GNDCTY#51	Ware Shoals Primary	Primary	\$35,980.36	\$0.88	56,250	40,887
ONGCTY #3	Vance-Providence Pri.	Primary	\$22,253.00	\$0.73	53,720	30,484
ONGCTY #4	Edisto Primary	Primary	\$34,775.00	\$0.47	42,784	73,989
CTFCTY	Cheraw Primary	Primary	\$58,568.51	\$0.67	27,826	87,416
MLBCTY	Bennettsville Primary	Primary	\$66,065.84	\$1.23	49,193	53,712
GTNCTY	Andrews Primary	Primary	\$75,443.34	\$0.88	39,509	85,731
HORCTY	Myrtle Beach Primary	Primary	\$73,386.44	\$0.87	40,870	84,352
MARCTY #2	N. Mullins Primary	Primary	\$27,324.73	\$0.65	20,664	42,038
ALNCTY	Allendale Primary	Primary	\$24,721.30	\$0.93	88,043	26,582
HORCTY	N. Myrtle Beach Prim.	Primary	\$54,296.76	\$0.90	45,325	60,330
SPACTY #4	Woodruff Primary	Primary	\$50,286.42	\$0.54	31,875	93,123
HORCTY	Conway Primary	Primary	\$30,328.94	\$0.66	28,569	45,953
ONGCTY #1	Neeses Primary	Primary	\$17,287.59	\$0.93	78,984	18,589
HAMCTY #1	Ben Hazel Primary	Primary	\$13,785.53	\$0.55	29,996	25,065
YRKCTY #1	Jefferson Primary	Primary	\$39,366.00	\$0.84	35,923	46,864
LEECTY	Lower Lee Primary	Primary	\$21,731.00	\$0.85	26,762	25,566
CLARCTY #2	Manning Primary	Primary	\$64,282.72	\$0.92	30,391	69,873
ONGCTY #3	Holly Hill Primary	Primary	\$24,735.00	\$0.72	46,421	34,354
KERCTY	Camden Primary	Primary	\$89,763.72	\$1.34	50,597	66,988
GNDCTY#50	Merrywood Primary	Primary	\$33,170.68	\$0.55	53,194	60,310
CRKCTY	Blacksburg Primary	Primary	\$41,571.00	\$0.87	46,477	47,783
GNDCTY#50	Woodfields Primary	Primary	\$22,531.34	\$0.52	60,243	43,330
BMBCTY #2	Denmark-Olar Prim/El.	Prim/Elem	\$36,803.82	\$0.57	44,029	64,568
TOTALS			\$1,078,204.87	\$0.77		1,407,803

**THE FOLLOWING PAGES CONTAIN ALL  
OF THE 1994 DATA AND SUMMARIZED  
IN BUILDING CATEGORIES  
BY THE S.C. STATE ENERGY OFFICE**

## SUMMARY DATA


		%/COST	COST		%/SQ FT	SQ FT
ALL	CAREER CENTERS	2.33%	\$1,259,559.18	\$0.89	2.06%	1,412,584
ALL	DISTRICT TOTALS	23.48%	\$12,717,370.96	\$0.82	23.39%	16,036,518
ALL	DISTRICT OFFICES	1.79%	\$967,155.71	\$0.58	1.54%	1,054,141
ALL	ELEMENTARY	28.75%	\$15,567,982.38	\$0.44	27.82%	19,074,753
ALL	HIGH SCHOOLS	26.06%	\$14,111,395.71	\$1.03	24.87%	17,052,303
ALL	MISCELLANEOUS	1.71%	\$924,437.10	\$0.88	4.22%	2,894,557
ALL	MIDDLE SCHOOL	13.90%	\$7,525,993.44	\$0.73	14.06%	9,639,103
ALL	PRIMARY SCHOOL	1.99%	\$1,078,204.87	\$0.47	2.05%	1,407,803
TOTALS		100.00%	\$54,152,099.35	\$0.79	100.00%	68,571,762

BUILDING SIZE BREAKDOWN  
SC STATE SCHOOLS  
SC ENERGY OFFICE

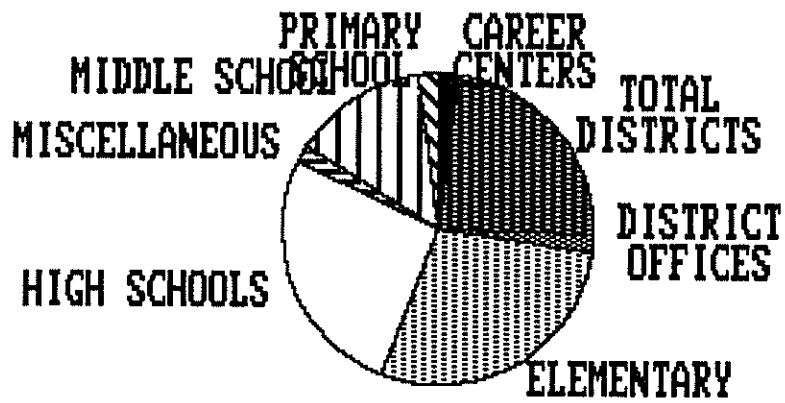




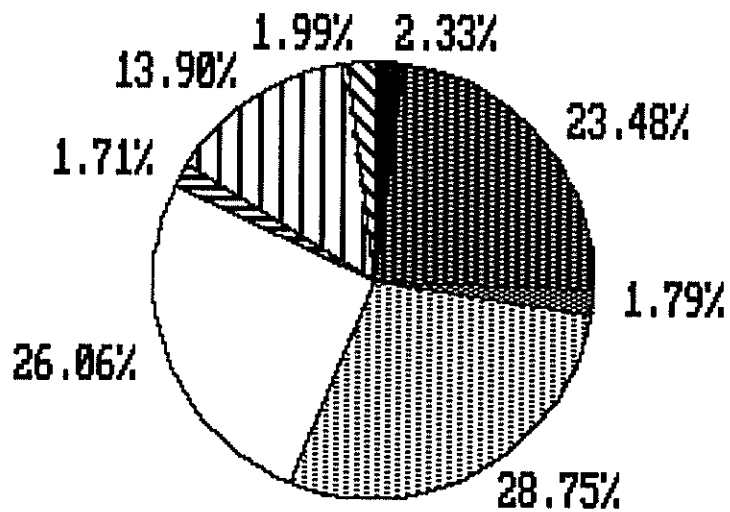
BUILDING COST BREAKDOWN  
SC STATE SCHOOLS  
SC ENERGY OFFICE



BUILDING COST BREAKDOWN  
SC STATE SCHOOLS  
SC ENERGY OFFICE



**BUILDING COST BREAKDOWN  
 SC STATE SCHOOLS  
 SC ENERGY OFFICE**



- CAREER CENTERS
- ▨ TOTAL DISTRICTS
- ▩ DISTRICT OFFICES
- ▧ ELEMENTARY
- HIGH SCHOOLS
- ▨ MISCELLANEOUS
- ▧ MIDDLE SCHOOL
- ▨ PRIMARY SCHOOL